


Counties of Inyo and Mono Agriculture Department



Point Ranch Livestock Scale ~ Bridgeport, Mono County

(Photo: Nathan Reade)

2006 Annual Crop and Livestock Report



Counties of Inyo-Mono



GEORGE L. MILOVICH
AGRICULTURAL COMMISSIONER
DIRECTOR OF WEIGHTS AND MEASURES
207 W. SOUTH ST. • BISHOP, CA 93514 • TELEPHONE (760) 873-7880
inyomonoag@gmail.com

June 14, 2007

TO: A.G. Kawamura, Secretary
California Department of Food and Agriculture

and the Honorable

Inyo County Board of Supervisors

Mono County Board of Supervisors

Linda Arcularius
Jim Bilyeu
Susan Cash
Richard Cervantes
Beverly Brown

Tom Farnetti
D. "Hap" Hazard
Byng Hunt
Vikki Magee-Bauer
Bill Reid

It is my pleasure to present the 2006 Agricultural Crop and Livestock Report. This report is a compilation of crop production and estimated values of commodities grown in Inyo and Mono Counties.

The combined Counties' agricultural production for 2006 totaled \$47,361,970, which represents an approximate 1% increase from 2005.

An exceptionally wet year provided excellent forage and field crop yields. Price levels remained steady even though the U.S. export to Asian markets are yet to recover from past years.

Agriculture continues as the second largest industry and an integral part of Inyo and Mono Counties' economy. Values represented here are gross agricultural values only and are submitted in accordance with Section 2279 of the California Food and Agriculture Code.

My appreciation goes out to the growers and agencies that provide data and to Alyse for her help and vigilance in putting this report together.

Sincerely,

George L. Milovich
Agricultural Commissioner

"Weights and measures may be ranked among the necessities of life to every individual of human society. They enter into the economical arrangements and daily concerns of every family. They are necessary to every occupation of human industry; to the distribution and security of every species of property; to every transaction of trade and commerce; to the labors of the husbandman; to the ingenuity of the artificer; to the studies of the philosopher; to the researches of the antiquarian; to the navigation of the mariner, and the marches of the soldier; to all the exchanges of peace, and all the operations of war. The knowledge of them, as in established use, is among the first elements of education, and is often learned by those who learn nothing else, not even to read and write. This knowledge is riveted in the memory by the habitual application of it to the employments of men throughout life."

-John Quincy Adams



COUNTY OF INYO

LIVESTOCK

ITEM	YEAR	HEAD	LIVEWEIGHT	UNIT	PRICE PER UNIT	TOTAL
CATTLE & CALVES						
Calves/Steers	2006	5,600	30,800	Cwt.	\$112.00	\$3,449,600
	2005	5,250	28,875	Cwt.	\$110.00	\$3,176,250
Heifers	2006	4,760	24,990	Cwt.	\$108.00	\$2,698,920
	2005	4,420	23,205	Cwt.	\$105.00	\$2,436,525
Cows	2006	2,300	25,300	Cwt.	\$72.00	\$1,821,600
	2005	2,200	24,200	Cwt.	\$75.00	\$1,815,000
Bulls	2006	200	3,000	Cwt.	\$70.00	\$210,000
	2005	225	3,375	Cwt.	\$65.00	\$219,375
Stockers (gain)	2006	4,000	~	~	~	\$1,260,000
	2005	3,500	~	~	~	\$1,225,000
SHEEP & LAMBS						
	2006	5,000	4,500	Cwt.	\$70.00	\$315,000
	2005	3,500	3,150	Cwt.	\$78.00	\$245,700
TOTAL LIVESTOCK				2006	\$9,755,120	
				2005	\$9,117,850	

County of Inyo (Continued)

FIELD CROPS

ITEM	YEAR	HARVESTED ACREAGE	YIELD PER ACRE	TOTAL YIELD	UNIT	PRICE PER UNIT	TOTAL
Alfalfa Hay	2006	3,000	6.00	18,000	Ton	\$132.00	\$2,376,000
	2005	3,300	5.50	18,150	Ton	\$130.00	\$2,359,500
Miscellaneous Hay	2006	1,650	4.00	6,600	Ton	\$128.00	\$844,800
	2005	1,500	3.00	4,500	Ton	\$120.00	\$540,000
Irrigated Pasture	2006	17,000	~	~	Acre	\$26.00	\$442,000
	2005	17,000	~	~	Acre	\$25.00	\$425,000
Dry Grazing	2006	208,000	~	~	Acre	\$3.50	\$728,000
	2005	208,000	~	~	Acre	\$2.25	\$468,000
TOTAL FIELD CROPS					2006	\$4,390,800	
					2005	\$3,792,500	

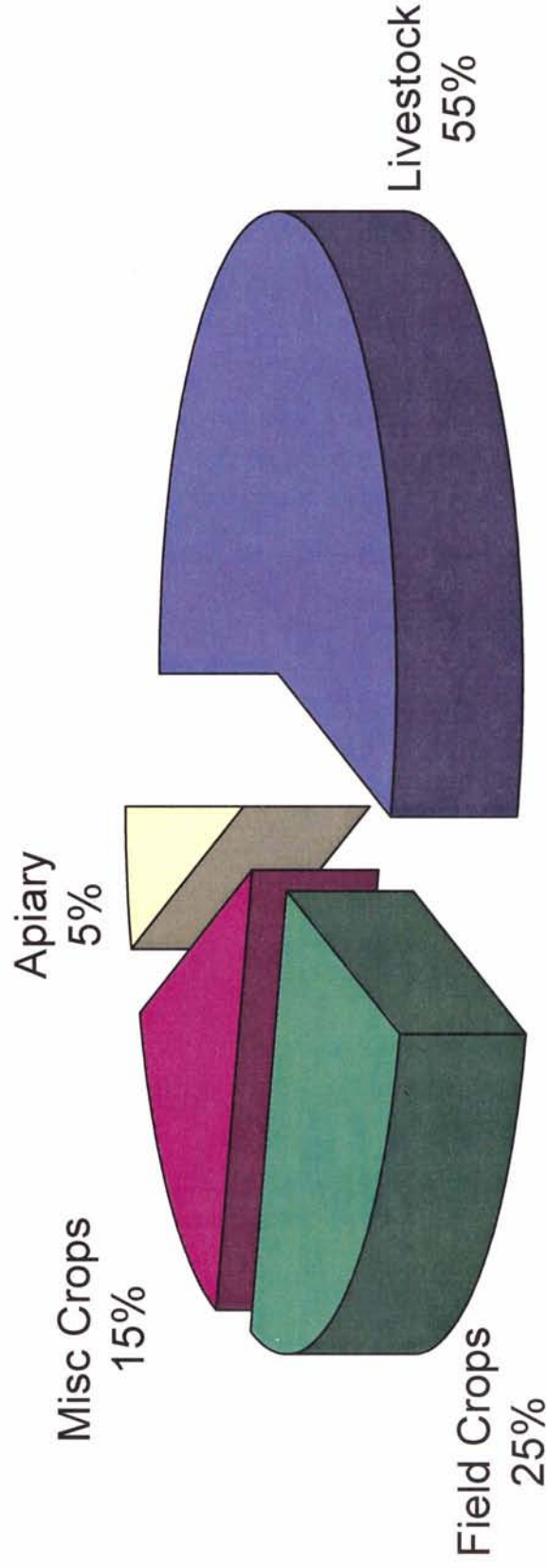
MISCELLANEOUS CROP PRODUCTION

ITEM	YEAR	ACREAGE	TOTAL YIELD	TOTAL	
Turf	2006	375	~	\$3,000,000	
	2005	375	~	\$3,104,000	
Miscellaneous Fruit	2006	30	25,000	\$100,000	
	2005	30	20,000	\$75,000	
TOTAL MISCELLANEOUS CROP PRODUCTION				2006	
				2005	\$3,100,000
					\$3,179,000

APIARY

ITEM	YEAR	PRODUCTION	UNIT	PRICE PER UNIT	TOTAL
Honey	2006	650,000	Lbs.	\$1.20	\$780,000
	2005	500,000	Lbs.	\$1.05	\$525,000
TOTAL APIARY				2006	\$780,000
				2005	\$525,000

COUNTY OF INYO
2006 AGRICULTURAL VALUES



County of Inyo (Continued)



INYO COUNTY TOTALS

	<u>2005</u>	<u>2006</u>
Livestock	\$9,117,850	\$9,755,120
Field Crops	\$3,792,500	\$4,390,800
Miscellaneous Crop Production	\$3,179,000	\$3,100,000
Apriary	\$525,000	\$780,000
	<hr/>	<hr/>
TOTALS	\$16,614,350	\$18,025,920



COUNTY OF MONO
LIVESTOCK

ITEM	YEAR	HEAD	LIVEWEIGHT	UNIT	PRICE PER UNIT	TOTAL
CATTLE & CALVES						
Calves/Steers	2006	7,500	41,250	Cwt.	\$112.00	\$4,620,000
	2005	7,200	39,600	Cwt.	\$110.00	\$4,356,000
Heifers	2006	6,400	33,600	Cwt.	\$108.00	\$3,628,800
	2005	6,200	32,550	Cwt.	\$105.00	\$3,417,750
Cows	2006	3,000	33,000	Cwt.	\$72.00	\$2,376,000
	2005	2,500	30,000	Cwt.	\$75.00	\$2,250,000
Bulls	206	215	3,225	Cwt.	\$70.00	\$225,750
	2005	250	3,750	Cwt.	\$65.00	\$243,750
Stockers (gain)	2006	17,500	~	~	~	\$5,512,500
	2005	16,000	~	~	~	\$5,600,000
SHEEP & LAMBS	2006	18,000	16,200	Cwt.	\$70.00	\$1,134,000
	2005	16,000	14,400	Cwt.	\$78.00	\$1,248,000

TOTAL LIVESTOCK	2006	\$17,497,050
	2005	\$17,115,500

County of Mono (Continued)

FIELD CROPS

ITEM	YEAR	HARVESTED ACREAGE	YIELD PER ACRE	TOTAL YIELD	UNIT	PRICE PER UNIT	TOTAL
Alfalfa Hay	2006	10,000	6.00	60,000	Ton	\$132.00	\$7,920,000
	2005	9,600	5.50	52,800	Ton	\$130.00	\$6,864,000
Miscellaneous Hay	2006	3,500	4.00	14,000	Ton	\$128.00	\$1,792,000
	2005	2,200	3.50	7,700	Ton	\$120.00	\$924,000
Irrigated Pasture	2006	57,000	~	~	Acre	\$26.00	\$1,482,000
	2005	57,000	~	~	Acre	\$25.00	\$1,425,000
Dry Grazing	2006	80,000	~	~	Acre	\$5.00	\$400,000
	2005	80,000	~	~	Acre	\$2.50	\$200,000
TOTAL FIELD CROPS					2006	\$11,594,000	
					2005	\$9,413,000	


ROW CROP PRODUCTION

ITEM	YEAR	ACREAGE	TOTAL YIELD	TOTAL
Garlic	2006	150	~	\$220,000
	2005	156	~	\$414,950
TOTAL ROW CROP PRODUCTION				2006
				2005
				\$220,000
				\$414,950

TIMBER

ITEM	YEAR	TOTAL
Timber/Firewood	2006	\$25,000
	2005	\$30,000
TOTAL TIMBER		2006
		2005
		\$25,000
		\$30,000

COUNTY OF MONO
2006 AGRICULTURAL VALUES



County of Mono (Continued)



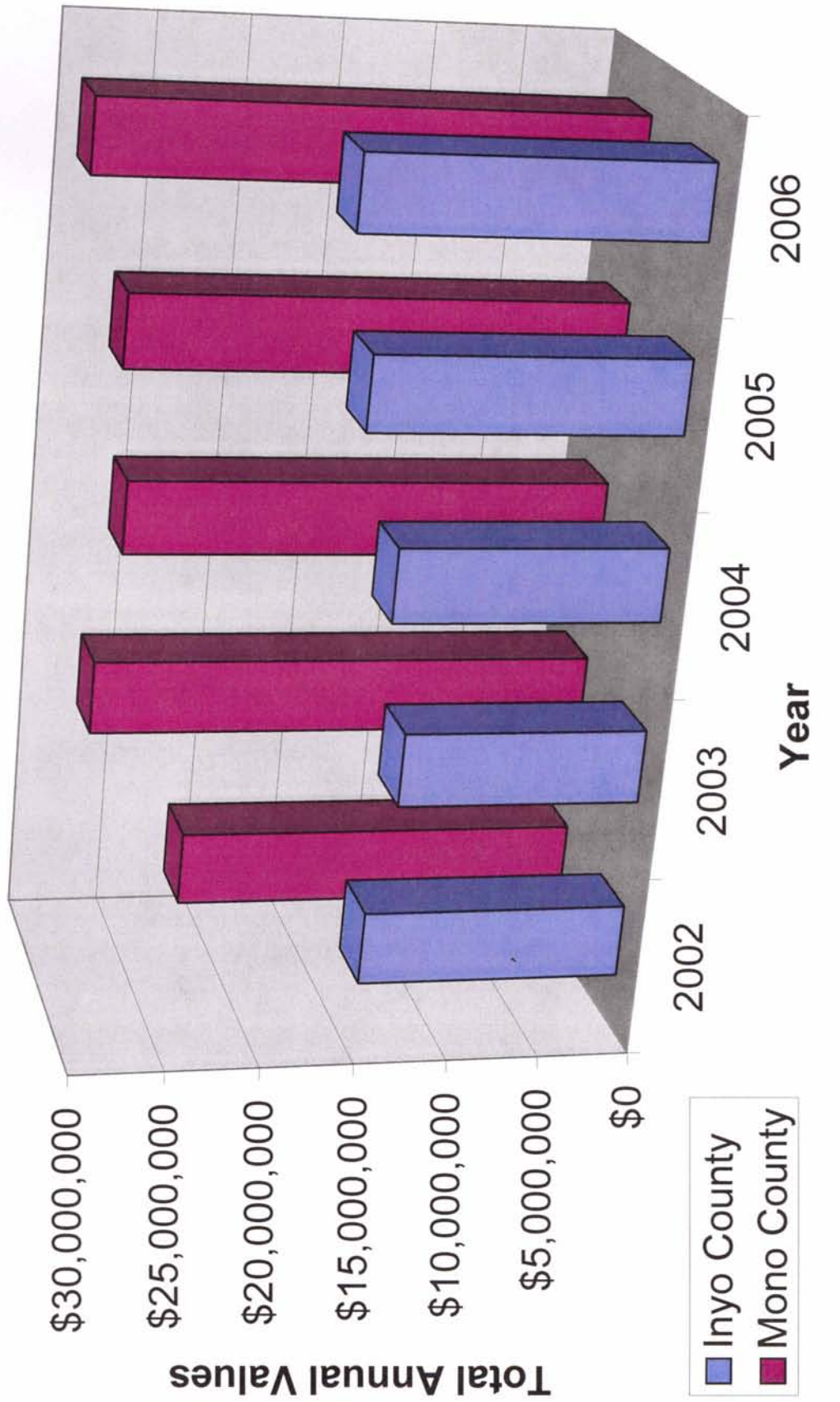
MONO COUNTY TOTALS

	<u>2005</u>	<u>2006</u>
Livestock	\$17,115,500	\$17,497,050
Field Crops	\$9,413,000	\$11,594,000
Miscellaneous Crop Production	\$414,950	\$220,000
Apriary	\$30,000	\$25,000
	<hr/>	<hr/>
TOTALS	\$26,973,450	\$29,336,050



COMPARISON SUMMARY

Inyo/Mono Agricultural Values 2002-2006





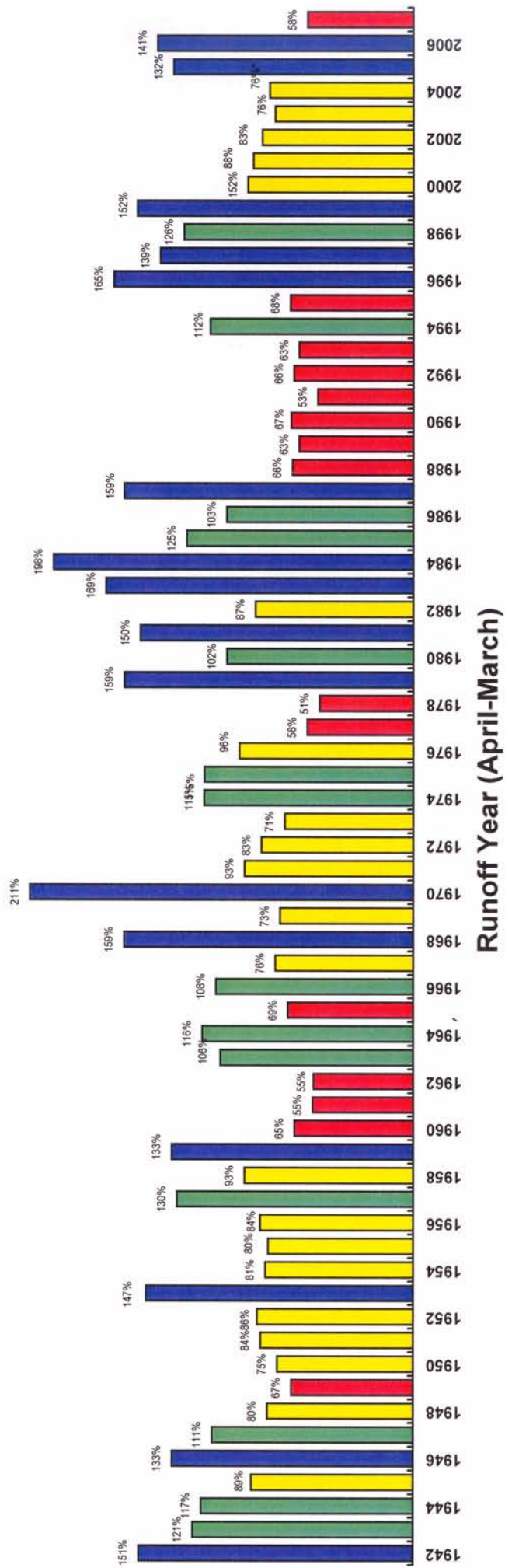
COMPARISON SUMMARY

2002 -- 2006

	<u>2002</u>	<u>2003</u>	<u>2004</u>	<u>2005</u>	<u>2006</u>
INYO COUNTY TOTALS	\$14,239,480	\$13,043,625	\$14,341,188	\$16,614,350	\$18,025,920
MONO COUNTY TOTALS	\$21,893,495	\$27,412,250	\$26,308,780	\$26,973,450	\$29,336,050
<hr/>					
COMBINED TOTALS	\$36,132,975	\$40,455,875	\$40,649,968	\$43,587,800	\$47,361,970



EASTERN SIERRA NEVADA RUNOFF (Mono Basin & Owens Valley) Percent of Normal



ANNUAL SUSTAINABLE AGRICULTURE REPORTING

PEST ERADICATION

PEST	AGENT/MECHANISM	SCOPE OF PROGRAM
Puncture Vines	Biological control (Stem and Seed Weevils)	25 sites
Dalmation Toadflax	Mechanical	2 sites
Yellow Star Thistle	Mechanical	2 sites
Russian Knapweed	Herbicide	8 sites
Hoary Cress	Herbicide	2 sites
Canada Thistle	Herbicide	20 sites
Spotted Knapweed	Herbicide	2 sites
Halogeton	Mechanical	4 sites
Scotch Thistle	Herbicide	5 sites
Camelthorn	Herbicide	1 site
Saltcedar	Biological control (Tamarisk Leaf Eating Beetle)	3 sites
Saltcedar	Mechanical/Herbicide	100 sites
Perennial Pepperweed	Mechanical/Herbicide	89 sites

PEST EXCLUSION

IMPORTED PLANT MATERIAL

Exotic and/or target pests	Incoming plant material via UPS, air, truck, mail	1,005 shipments inspected
----------------------------	---	---------------------------

ORGANIC FARMING STATISTICS

Six organic farms registered in 2006

EASTERN SIERRA CERTIFIED FARMERS MARKET

5 growers participated in the 2006 Farmers Markets.
Commodities sold including melons, tree fruit, row crops, herbs and honey.