

2017

CROP AND LIVESTOCK REPORT

COUNTIES OF INYO AND MONO
AGRICULTURAL COMMISSIONER'S OFFICE



Counties of Inyo and Mono Agricultural Commissioner's Office 2017 Crop and Livestock Report

CONTENTS

- 1 Letter from the Commissioner
- 2 Functions of the Agricultural Commissioner's Office
- Agricultural Statistics—Inyo County
- 4 General Information
- 5 Livestock and Livestock Products, Field Crops
- 6 Nursery, Apiary, Fruit & Nut, Vegetable Production
- 7 Inyo County Totals
- Agricultural Statistics—Mono County
- 8 General Information
- 9 Livestock and Livestock Products, Field Crops
- 10 Fruit & Nut, Forestry, Nursery Production
- 11 Mono County Totals
- Combined Statistics—Inyo and Mono Counties
- 12 Five Year Comparison, Sierra Nevada Runoff Chart
- Department Programs
- 14 Direct Marketing/Sustainable Agriculture/Outreach Program
- 15 Weights and Measures Enforcement
- 16 Owens Valley Mosquito Abatement
- 17 CACASA History

DEPARTMENT STAFF

Agricultural Commissioner/Director of Weights & Measures

Nathan Reade

Supervising Agricultural Biologist

Brent Calloway

Ag/Weights & Measures Inspector

David Miller

Account Technician

Jennifer Sarten

Project Coordinator

Oliver Hardwick

Lead Field Technicians

Robert Miller Carlos Paz

Field Technician

Scott Gadea

Field Assistants

Steve Allen Michael Capello

Chris Leeson Gabriel Mesquitez

Carl Olsen Roger Tucker





COUNTIES OF INYO AND MONO



AGRICULTURE • WEIGHTS & MEASURES • OWENS VALLEY MOSQUITO ABATEMENT PROGRAM • EASTERN SIERRA WEED MANAGEMENT AREA
MAMMOTH LAKES MOSQUITO ABATEMENT DISTRICT • INYO COUNTY COMMERCIAL CANNABIS PERMIT OFFICE

Karen Ross, *Secretary*
California Department of Food and Agriculture

Brian Leahy, *Director*
California Department of Pesticide Regulation

The Honorable Board of Supervisors,
County of Inyo

The Honorable Board of Supervisors,
County of Mono

Dan Totheroh, *Chair*

Bob Gardner, *Chair*

Matt Kingsley

Rick Pucci

Stacy Corless

Fred Stump

Jeff Griffiths

Mark Tillemans

John Peters

Larry Johnston

I am pleased to present the 2017 Inyo and Mono Counties' Annual Crop and Livestock Report. This report is prepared pursuant to California Food and Agriculture Code 2279, and is a statistical compilation of agriculture production in Inyo and Mono Counties. These values reflect **gross** agricultural production within the two counties, and do not represent net profit or loss.

The gross combined agricultural production values for Inyo and Mono Counties in 2017 totaled \$50,227,000, representing an increase of 14% from 2016 production values. This is the first increase since 2011. Drought conditions that began in 2012 and extended into 2016 removed nearly 56% of all gross agriculture value from the two counties combined. Although the improved conditions in 2017 bring us back to 2015 production value levels, the agriculture industry in our two counties has a long road ahead to recover to pre-drought status.

The two primary commodity groups in Inyo and Mono (livestock & livestock products and field crops) both had strong numbers in 2017 due to production increases resulting from good irrigation conditions following an abundant snow-pack year. Beef, lamb, and alfalfa pricing were all up according to data, which coupled with production increases, substantially bolstered our agriculture value.

A few commodity groups suffered including apiary, vegetable crops, and rangeland. We continue to see declines in apiary production as out of state companies utilize local bee sites prior to pollination in the Central Valley, which leaves less opportunity for use by our local beekeepers. Vegetable crops, while never a major contributor to overall value, did experience a drop in value as fewer certified producers reported production 2017. Rangeland value was reduced slightly due to rent changes.

I would like to thank my staff for assisting with the creation of this report. I'd also like to thank our local agricultural industry for their input, without which this report would not be possible.

Sincerely,

Nathan D. Reade
Agricultural Commissioner

Counties of Inyo and Mono Agricultural Commissioner's Office

The mission of the Inyo and Mono Counties Agricultural Commissioner's Office is to promote and protect the agricultural industry of the counties, protect the environment, and to ensure the health and safety of all of its citizens. The department is also responsible for fostering confidence and equity in the marketplace.

The following are the main program areas:

Human Safety and Environmental Protection

The County Agricultural Commissioner's Office protects the health and safety of all Inyo/Mono residents, its agricultural industries and its environment with a series of comprehensive regulatory programs designed to prevent the introduction of exotic pests and to ensure the safe use of pesticides. The five programs that exist to achieve these goals include:

- Pest Exclusion
- Pest Detection
- Pest Eradication
- Pest Management
- Pesticide Enforcement

Consumer Protection and Product Quality

Product quality programs are designed to ensure the production and sales of quality eggs, honey, fruits, vegetables, and nursery and seed products. Quality standards that these programs ensure include maturity, grade, size, and weight. Packaging and labeling are also examined to ensure consumer expectations are met. The six programs include:

- Fruit and Vegetable Quality Control
- Organic Food Production
- Egg Quality Control
- Certified Farmers' Markets
- Nursery Inspection
- Seed Inspection

Special Agricultural Services

The Agriculture Department also provides other mandated services, including:

- Apiary Inspection
- Crop Statistics
- Sustainable Agriculture



Administrative and Education Outreach

Staff participate in a wide range of special projects intended to benefit Inyo/Mono citizens such as the legislative process, public information, education outreach efforts, as well as joint multi-agency and inter-county cooperative activities. Continuing education efforts sponsored by the Agriculture Department for pesticide safety help to ensure that local license-holders maintain adequate training.



Invasive Plant Management

This division of the Agricultural Commissioner's office consists of 15 federal, state, county, and local agencies and entities. The Eastern Sierra Weed Management Area is dedicated to the eradication and control of invasive plant species in Inyo and Mono Counties through the cooperation and coordination of participating entities. The Eastern Sierra Weed Management Area participates in public outreach and education activities to ensure that people understand the threat of non-native weeds on our environment and agriculture industry.

Weights and Measures

A gallon of gasoline, a cord of firewood, a loaf of bread, or a pound of fruits or vegetables...any item purchased is sold by weight, measure, or count. We protect the public from purchasing goods that are short weight or measure, and we protect businesses from giving their products and profits away when they use devices that could be inaccurate. We also verify that prices are scanned correctly at the counter, petroleum products meet quality standards, and weighmasters provide their customers accurate weighing devices. The eight programs in this category include:

- Weight Verification
- Measurement Verification
- Petroleum
- Transaction Verification
- Electronic Meters
- Compressed Gas Meters
- Weighmaster
- Device Repairmen Regulation

See page 15 for more information on this division.

Mosquito Abatement

The purpose of this program is to provide the public with a consistent level of mosquito control that reduces the threat of disease transmission and the spread of large nuisance populations of mosquitoes. The Inyo/Mono Counties Agricultural Commissioner's Office administers the Owens Valley Mosquito Abatement Program and the Mammoth Lakes Mosquito Abatement District. See page 16 for more information on this division.



2017

Inyo County

Crop and Livestock Statistics

Inyo County General Information

County Seat:	Independence	<u>Average Climate</u>		
County Population:	18,546 (2010 census)		High	Low
Land Area:	10,142 sq. miles	Bishop:	98°	22°
Population Density:	1.83 persons per sq. mile	Death Valley:	115°	37°
Highest Elevation:	14,505 ft. (Mount Whitney)			
Lowest Elevation:	-282 ft. (Badwater, D.V.N.P.)			

Unincorporated Areas

Big Pine	Olancha
Cartago	Pearsonville
Independence	Shoshone
Lone Pine	

Land Ownership

Federal:	92.0%
City of Los Angeles:	3.9%
State of California:	2.4%
Private:	1.7%

Incorporated Cities

Bishop



LIVESTOCK & LIVESTOCK PRODUCTS

	Year	Unit	Production	Value per Unit	Total***	
Cattle & Calves	2017	Head	8,230	\$1,130	\$9,300,000	▲ 16%
	2016		7,670	\$1,045	\$8,013,000	
Sheep & Lambs*	2017	Head	4,415	\$187	\$825,400	▲ 32%
	2016		3,815	\$164	\$625,700	
Eggs	2017	Dozen	3,765	\$4.75	\$17,900	▼ 13%
	2016		4,350	\$4.75	\$20,600	
Wool	2017	Lbs	22,700	\$2.17	\$49,200	▲ 20%
	2016		26,700	\$1.54	\$41,000	
Miscellaneous**	2017				\$145,000	▼ 22%
	2016				\$186,000	
Total Value				2017	\$10,338,000	▲ 16%
				2016	\$8,886,000	

* Includes feeder lamb gain.

**Includes beef stocker gain, goats, hogs, and poultry.

***Total may not calculate due to rounding

FIELD CROPS

	Year	Unit	Production	Value per Unit	Total**	
Alfalfa Hay	2017	Ton	15,184	\$190	\$2,885,000	▲ 6%
	2016		15,100	\$180	\$2,718,000	
Pasture, Irrigated	2017	Acre	14,000	\$70	\$980,000	= 0%
	2016		14,000	\$70	\$980,000	
Pasture, Rangeland	2017	Acre	1,150,000	\$1.10	\$1,265,000	▼ 2%
	2016		1,150,000	\$1.12	\$1,288,000	
Miscellaneous*	2017	-	625	-	\$1,696,000	▲ 124%
	2016		280	-	\$758,000	
Total Value				2017	\$6,826,000	▲ 19%
				2016	\$5,744,000	

*Includes garlic, grain hay, sudangrass, and other hay

**Total may not calculate due to rounding

NURSERY PRODUCTS

	Year	Unit	Production	Value per Unit	Total	
Nursery Stock*	2017	Acre	139	-	\$1,185,000	▲ 15%
	2016		121	-	\$1,032,000	
			Total Value	2017	\$1,185,000	▲ 15%
				2016	\$1,032,000	

*Includes palms, turf, and miscellaneous plants.

FRUIT & NUT CROPS

	Year	Unit	Production	Value per Unit	Total	
Miscellaneous*	2017	Acres	35	-	\$358,200	▲ 8%
	2016		35	-	\$333,200	
			Total Value	2017	\$358,200	▲ 8%
				2016	\$333,200	

* Includes almonds, apples, apricots, blackberries, cherries, dates, figs, grapes (table), grapes (wine), nectarines, peaches, pears, pecans, persimmons, plums, pomegranates, raspberries, strawberries, and walnuts.

APIARY PRODUCTION

	Year	Unit	Production	Value per Unit	Total	
Honey	2017	Lb	88,400	\$2.49	\$219,800	▼ 32%
	2016		155,600	\$2.09	\$325,200	
Miscellaneous*	2017	-	-	-	\$5,400	▼ 4%
	2016		-	-	\$5,600	
			Total Value	2017	\$225,200	▼ 32%
				2016	\$330,800	

* Includes beeswax and pollen.

VEGETABLE CROPS

	Year	Unit	Production	Value per Unit	Total	
Miscellaneous*	2017	Acres	3	-	\$25,200	▼ 40%
	2016		7	-	\$42,000	
			Total Value	2017	\$25,200	▼ 40%
				2016	\$42,000	

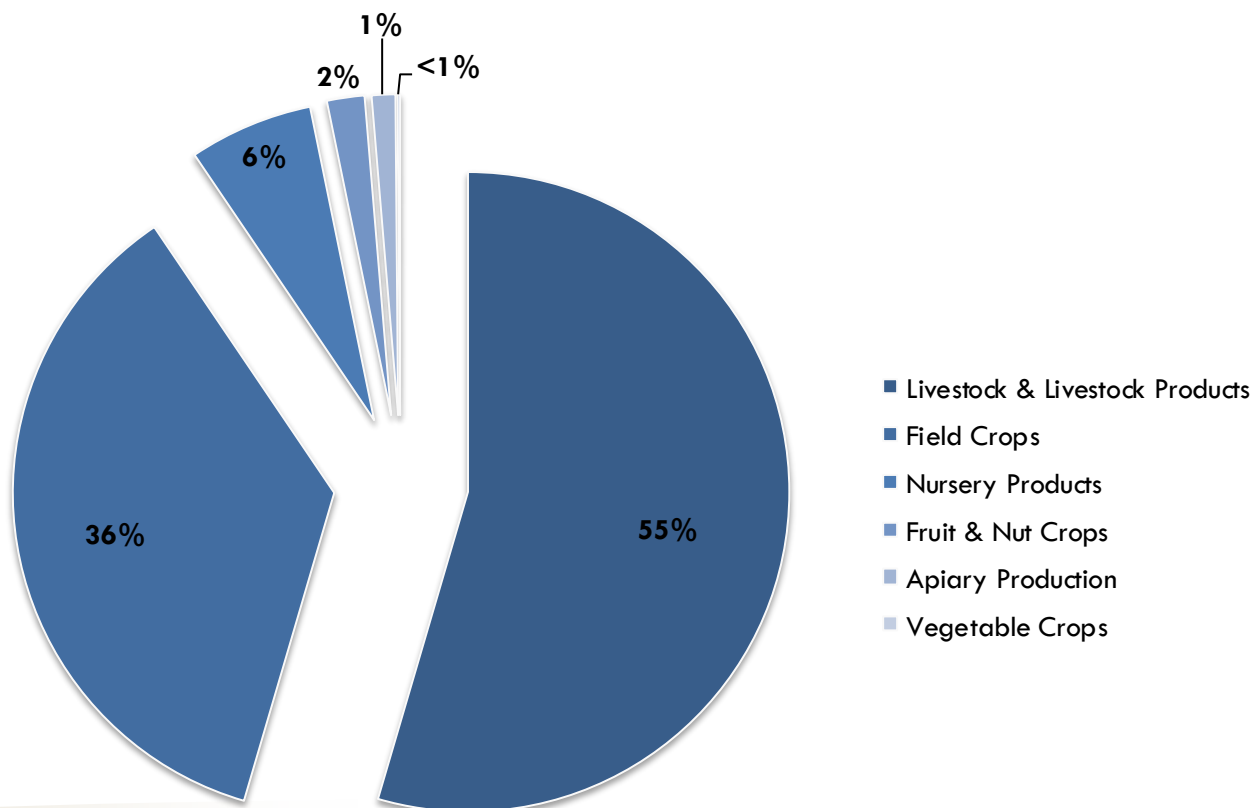
* Includes Includes artichokes, beans, brassicas, carrots, cucumbers, eggplant, garlic, herbs, leafy greens, melons, onions, peppers, pumpkins, radishes, squash, sweet corn, tomatillos, tomatoes, and tubers.



INYO COUNTY TOTALS

	Year	Total	
Livestock & Livestock Products	2017	\$10,338,000	▲ 16%
	2016	\$8,886,000	
Field Crops	2017	\$6,826,000	▲ 19%
	2016	\$5,744,000	
Nursery Products	2017	\$1,185,000	▲ 15%
	2016	\$1,032,000	
Fruit & Nut Crops	2017	\$358,200	▲ 8%
	2016	\$333,200	
Apiary Production	2017	\$225,200	▼ 32%
	2016	\$330,800	
Vegetable Crops	2017	\$25,200	▼ 40%
	2016	\$42,000	
Total Value	2017	\$18,958,000	▲ 16%
	2016	\$16,368,000	

INYO COUNTY AGRICULTURAL PRODUCTION BY CATEGORY



2017

Mono County

Crop and Livestock Statistics

Mono County General Information

County Seat:	Bridgeport
County Population:	14,202 (2010 census)
Land Area:	3,044 sq. miles
Population Density:	4.67 persons per sq. mile
Highest Elevation:	14,252 ft. (White Mountain)

Unincorporated Areas

Benton	June Lake
Bridgeport	Lee Vining
Chalfant Valley	Topaz
Coleville	Tom's Place
Hammil Valley	Walker

Incorporated Cities

Mammoth Lakes

Average Climate

	High	Low
Bridgeport:	81°	8°
Hammil Valley:	98°	22°

Land Ownership

Federal:	84.7%
City of Los Angeles:	3.2%
State of California:	3.6%
Private:	6.5%



Livestock & Livestock Products

	Year	Unit	Production	Value per Unit	Total***	
Cattle & Calves	2017	Head	8,830	\$1,130	\$9,978,000	▲ 16%
	2016		8,230	\$1,045	\$8,603,000	
Sheep & Lambs*	2017	Head	16,705	\$187	\$3,124,000	▲ 28%
	2016		14,870	\$164	\$2,439,000	
Wool	2017	Lbs	98,306	\$2.17	\$213,300	▲ 16%
	2016		119,300	\$1.54	\$183,700	
Miscellaneous**	2017				\$2,440,000	▼ 5%
	2016				\$2,570,000	
Total Value				2017	\$15,755,000	▲ 14%
				2016	\$13,796,000	

*Includes feeder lamb gain.

**Includes beef stocker gain, goats, hogs, and poultry.

***Total may not calculate due to rounding

Field Crops

	Year	Unit	Production	Value per Unit	Total**	
Alfalfa Hay	2017	Ton	56,100	\$170	\$9,537,000	▲ 12%
	2016		47,200	\$180	\$8,496,000	
Pasture, Irrigated	2017	Acre	26,000	\$70	\$1,820,000	= 0%
	2016		26,000	\$70	\$1,820,000	
Pasture, Rangeland	2017	Acre	1,072,000	\$1.36	\$1,458,000	▼ 2%
	2016		1,072,000	\$1.39	\$1,490,000	
Miscellaneous*	2017	-	868	-	\$2,565,000	▲ 24%
	2016		1,473	-	\$2,063,000	
Total Value				2017	\$15,380,000	▲ 11%
				2016	\$13,869,000	

*Includes garlic, grain hay, sudangrass, and other hay

**Total may not calculate due to rounding

Forest Products

	Year	Total	
Timber and Firewood	2017	\$70,100	▲ 19%
	2016	\$59,000	
Total Value	2017	\$70,100	▲ 19%
	2016	\$59,000	

Fruit & Nut Crops

	Year	Unit	Production	Value per Unit	Total	
Miscellaneous*	2017	Acres	18	-	\$44,200	▲ 2%
	2016		18	-	\$43,300	
Total Value	2017				\$44,200	▲ 2%
	2016				\$43,300	

* Includes grapes (wine), pome fruit, and stone fruit.

Nursery Products

	Year	Unit	Production	Value per Unit	Total	
Nursery Stock*	2017	Acre	1	-	\$20,000	= 0%
	2016		1	-	\$20,000	
Total Value	2017				\$20,000	= 0%
	2016				\$20,000	

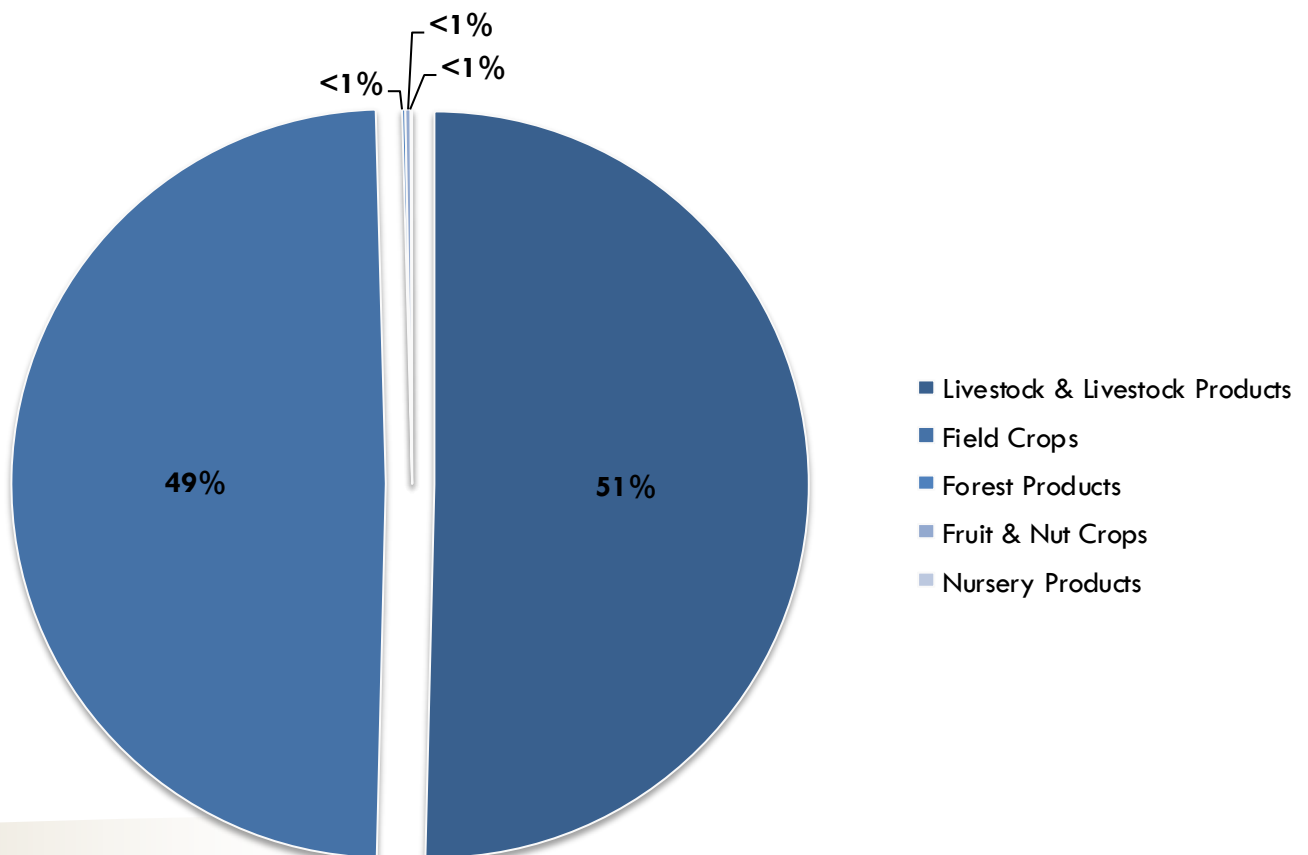
* Includes various ornamental plants



Mono County Totals

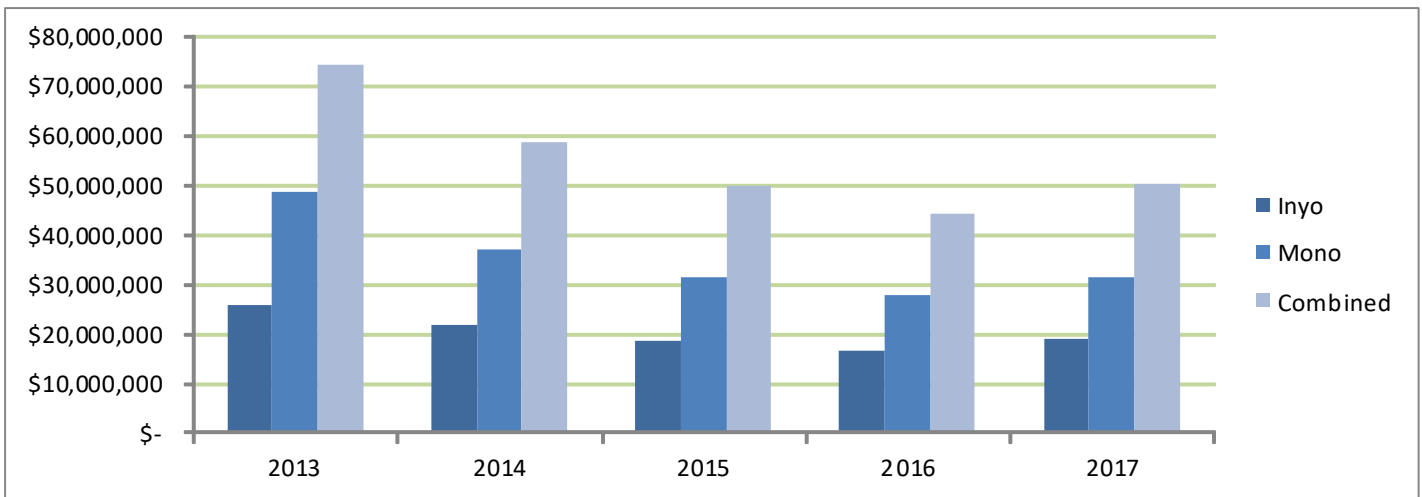
	Year	Total	
Livestock & Livestock Products	2017	\$15,755,000	▲ 14%
	2016	\$13,796,000	
Field Crops	2017	\$15,380,000	▲ 11%
	2016	\$13,869,000	
Forest Products	2017	\$70,100	▲ 19%
	2016	\$59,000	
Fruit & Nut Crops	2017	\$44,200	▲ 2%
	2016	\$43,300	
Nursery Products	2017	\$20,000	= 0%
	2016	\$20,000	
Total Value	2017	\$31,269,000	▲ 13%
	2016	\$27,787,000	

Mono County Agricultural Production

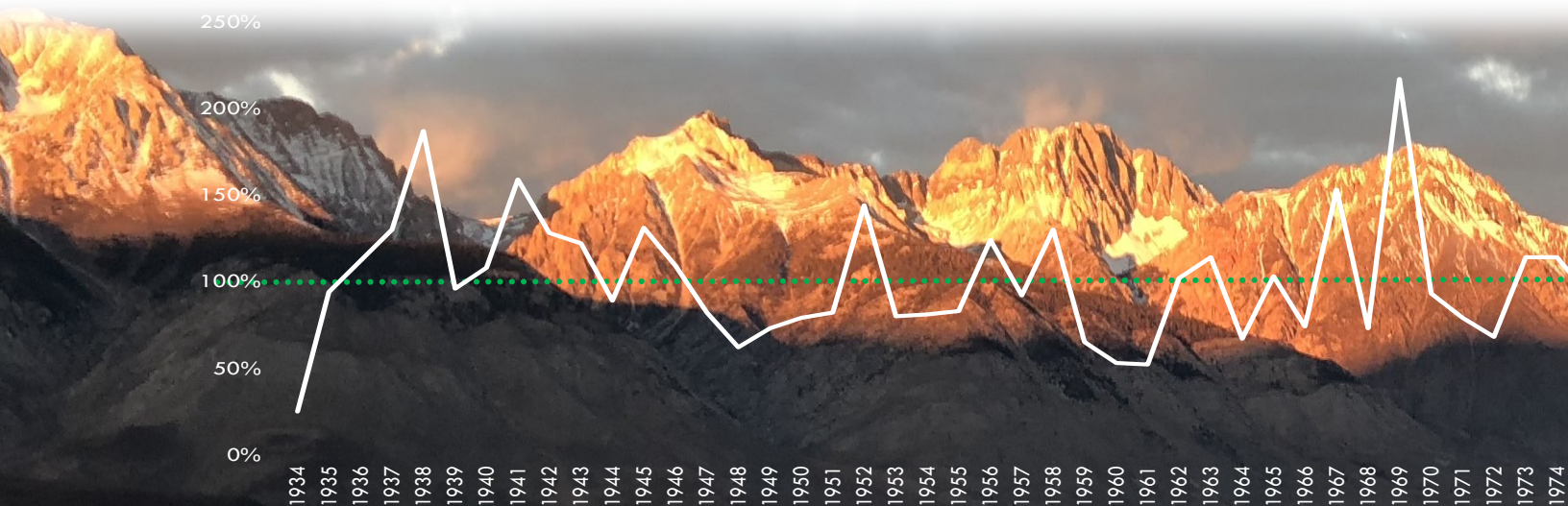


FIVE YEAR COMPARISON

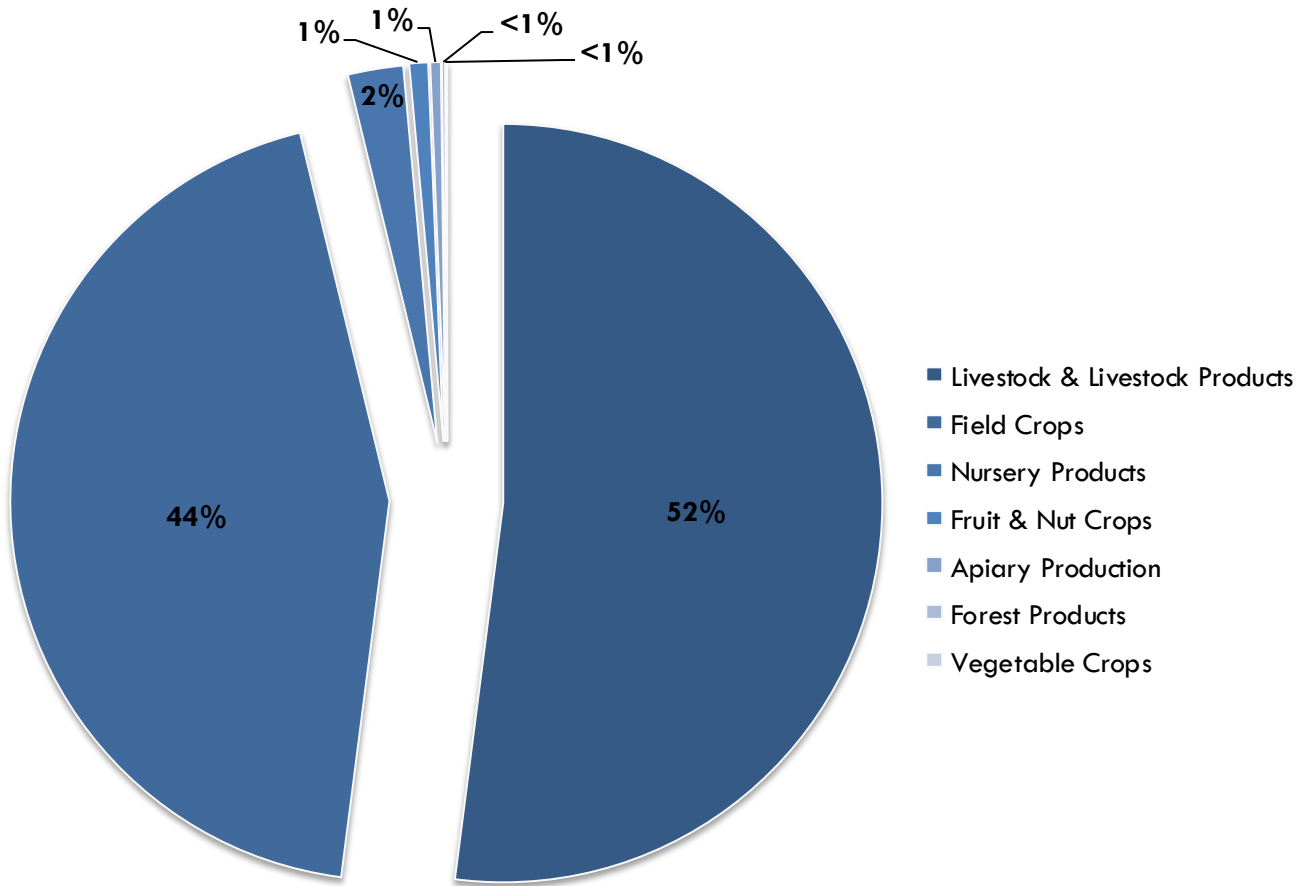
	2013	2014	2015	2016	2017
Inyo County Totals	\$25,648,000	\$21,659,000	\$18,511,000	\$16,368,000	\$18,958,000
Mono County Totals	\$48,503,000	\$36,947,000	\$31,242,000	\$27,787,000	\$31,269,000
Combined Totals	\$74,151,000	\$58,606,000	\$49,753,000	\$44,155,000	\$50,227,000



EASTERN SIERRA RUNOFF CHART



Combined Agricultural Production



DIRECT MARKETING

Commodities Grown by Certified Producers

Basil, chives, cilantro, dill, epazote, parsley, rosemary, sage, savory, tarragon, thyme, lemon balm, lavender, lovage, oregano, mint, spinach, watercress, corn, eggplant, tomato, squash, cucumber, peppers, green onions, potatoes, pumpkins, okra, onions, beets, fennel, garlic, artichoke, carrots, radishes, leek, lettuce, broccoli, kale, kohlrabi, chard, bok choy, cabbage, collard, parsnips, shallots, turnip, grapes, apples, peaches, pears, pecans, nectarines, apricots, cherries, plums, pomegranates, pluots, rhubarb, figs, watermelons, cantaloupes, honeydew, raspberries, blackberries, elderberries, currants, peas, sweet peas, various bean varieties, almonds, pistachios, walnuts, cut flowers, and eggs.

SUSTAINABLE AGRICULTURE AND OUTREACH

Invasive Plant Targets

<u>Pest</u>	<u>Agent/Mechanism</u>	<u>Number of Sites</u>	<u>Gross Acres</u>
Puncturevine	Biological Control	14 sites	~
Dalmatian Toadflax	Mechanical	3 sites	250
Yellow Starthistle	Mechanical/Herbicide	3 sites	12
Russian Knapweed	Herbicide	3 sites	100
Canada Thistle	Herbicide	2 sites	20
Spotted Knapweed	Herbicide	2 sites	3
Halogeton	Mechanical	5 sites	4,400
Scotch Thistle	Herbicide	8 sites	1,311
Camelthorn	Herbicide	1 site	40
Saltcedar	Herbicide	2 sites	85
Perennial Pepperweed	Herbicide	53 sites	12,000

Outreach Program

During 2017, the Inyo/Mono Counties' Agriculture Department conducted:

- 2 SpraySafe events with over 100 professional card holders and private applicators attending, to meet California state continuing education requirements;
- 6 educational workshops for local groups;

The Department's inspection surveillance area, which encompasses over 10,000 square miles, provided outreach from northern Mono County, including several California and Nevada field crop growers located in the Antelope Valley area, to the southern tip of Inyo County, including a large commercial turf grass farm in the Sandy Valley, near Las Vegas, Nevada. The Inyo/Mono Agricultural Commissioner's office is tasked with the surveillance of 50% of the California/Nevada border for pests that could endanger the agricultural industry of California.

WEIGHTS & MEASURES

Device Inspection Program

We are responsible for inspection, certification, or condemnation of all commercially used meters (retail motor fuel, propane/vapor, and electric), scales (aggregate and cement hoppers, vehicle, livestock, computing, platform and spring scales); and any other type of device that is used to weigh or measure to determine a value for the purpose of sales. Enforcement actions can include issuance of citations initiating prosecution of violations. Of the 1,200+ devices inspected, 16 Notices of Violation were issued. Six consumer complaints were received and investigated by the Inyo/Mono Counties' Weights and Measures Department throughout the year. Regular inspections protect consumers from misrepresentation and maintain fair competition between sellers.

Petroleum Program

We ensure the quality of petroleum products sold within the two Counties including; sampling of fuels, inspection and investigation of complaints. We also oversee all commercial advertisements of such products including price signs and labeling.

Package Inspections


We inspect pre-packaged commodities in retail and wholesale facilities to determine proper weights, count or volume. We also verify proper sales equipment involving scanners, performing test purchases to insure accurate charges.

Weighmaster Enforcement


Weighmaster licenses are issued through our office to persons or entities that sell bulk commodities. Enforcement of weighmaster laws ensures that these transactions are accurate.

Device Repairman Regulation


Anyone who installs or repairs a weighing or measuring device in Inyo or Mono Counties must register with our office and inform our office when work takes place. This ensures that devices are not tampered with and transaction equity.



Retail Fuel Meters



Counter and Computing Scales



Livestock Scales



Vehicle Scales



Aggregate Scales



MOSQUITO ABATEMENT

What is the mosquito control program?

The purpose of the program is to control mosquito populations throughout the Owens Valley from Olancha to Round Valley and in Mammoth Lakes so that these pests and their associated diseases are abated adequately.

Monitoring

The Owens Valley Mosquito Abatement Program (OVMAP) and Mammoth Lakes Mosquito Abatement District (MLMAD) conduct surveillance to determine mosquito populations using several methods. Mosquito traps are deployed in several locations throughout the Owens Valley and in the Town of Mammoth Lakes, and are checked frequently to determine level of adult mosquito populations. Disease monitoring is component of this trapping effort, and insects caught in traps are sent to sample for the presence of certain diseases that mosquitos are known to spread. Complaints are logged and responded to, creating records that can also help with monitoring efforts. At times, staff will travel to areas where complaints are high and record landing rates of mosquitos to further gauge population density.

Biocontrol

Mosquito Fish - The mosquito fish have been one of the most effective non-insecticidal and non-chemical methods of controlling mosquitoes for over eighty years. They breed throughout the summer and new broods are produced at intervals of about six weeks, with 50 to 100 young in a single brood. They are ready to begin the work of destroying mosquito larvae at once. Mosquito fish can eat mosquito larvae as fast as the larvae hatch from eggs, as many as 100 per day. Mosquito fish live 2-3 years and can tolerate a wide range of temperatures.

Larviciding - Routine larviciding of many hundreds of mosquito sources each week prevent immature mosquito larvae from reaching the flying and biting adult stage. This preferred first option for killing mosquitos is the cheapest and most effective method.

Adulticiding

When larvaciding does not control mosquito populations adequately, OVMAP and MLMAD conduct adulticiding measures to protect our local communities from irritating insect bites and the potential for spreading of disease.

Public Outreach and Cultural/Environmental Control

Outreach to residents about altering or removing conditions that best suit mosquito breeding is another effective tool in the OVMAP/MLMAD toolbox. These controls include proper irrigation practices, pool maintenance, and even making sure small containers or tires stored outside do not fill with stagnant water. Reducing the habitat conducive to mosquito breeding in the very areas where we live is a large step toward fewer itchy bites. Outreach efforts occur throughout the year through personal contact and social media, as well as at community events such as the Tri-County Fair.





The Evolution of California Agricultural Commissioners and Sealers

The California Agricultural Commissioners trace their origins back 136 years. The goal of the Agricultural Commissioners is to protect the State's crops from the ravages of pests both domestic and imported. Then, as now, one of the principle weapons employed was a legal device called a "quarantine", which is derived from the French word "quarante", meaning "forty". The quarantine came about as a detention device, its first use being in the year 1340 when passengers on ships bound for Venice, Italy, were detained on board ship for 40 days. This was considered a long enough period to determine whether or not those passengers carried with them the Black Plague, which was killing many people in Europe in the mid-14th century.

California's first statewide program, which was the beginning of the present Department of Food and Agriculture, began with "An Act For the Promotion of Viticultural Industries of the State" on April 5, 1880. It provides for the appointment of a Board of State Viticultural Commissioners whose duties included the study of the grape root rot disease, *Phylloxera*. The Act specified that the University of California was responsible for instruction and experiments - a concept still existing today - giving the University the authority for research and the Department the regulatory functions. The Act provided for seven viticultural districts.

Until the year 1911, the duties of the State Board of Horticulture, the State Commissioner of Horticulture, county boards of horticulture commissioners and the county horticulture commissioners were limited to just a few obligations. These obligations consisted of preventing the introduction into the state of the pests from outside its boundaries, prevention of spread of insect pests and plant diseases through the media of nursery stock, fruit boxes, and other containers, and the inspection of nurseries. The years that followed would find the duties not only intensified in the same areas, but expanded into many other aspects of agriculture.

In the beginning the regulatory concern was to protect the California farmer from the depredations of exotic pests. After 1911, these duties were to be expanded to include concerns of the market place (standardization), and such cultural aids as assistance to the farmer in weed control and control of rodents and other damaging creatures. Later, they would enlarge to assure the farmer honest weights and measures, and protection from unscrupulous middlemen. Finally, the regulations would blossom into the full relationship of the farmer and the consumer.

Today, the California Department of Food and Agriculture and County Agricultural Commissioners are as busy helping the consumer as they are the farmer. They keep exotic pests away from the farmer's fields by fighting them in city gardens, where they nearly always are found first in the State. By so doing, they are affording city people as much protection as farmers, for these pests generally can wreak as much havoc in the city as in the country. They provide for, and oversee, standardization practices, thus insuring the farmers good markets for their products and insuring quality for consumers. They promote marketing of goods in a variety of ways, also assuring quality and quantity to consumers. They look after the health of livestock and plants, and the same benefits accrue to the consumer. They insist on measurement standards that also have dual blessings; and they assure the consumer and the farmer protection against the careless use of pesticides, thus affording protection to both people and the environment.

