

2021

CROP AND LIVESTOCK REPORT



COUNTIES OF INYO AND MONO

Counties of Inyo and Mono Agricultural Commissioner's Office 2021 Crop and Livestock Report

CONTENTS

- 1 Letter from the Commissioner
- 2 Functions of the Agricultural Commissioner's Office
- Agricultural Statistics—Inyo County
- 4 General Information
- 5 Livestock and Livestock Products, Field Crops
- 6 Nursery, Apiary, Fruit & Nut, Vegetable Production
- 7 Inyo County Totals
- Agricultural Statistics—Mono County
- 8 General Information
- 9 Livestock and Livestock Products, Field Crops
- 10 Forestry, Fruit & Nut, Nursery Production
- 11 Mono County Totals
- Combined Statistics—Inyo and Mono Counties
- 12 Five Year Comparison, Sierra Nevada Runoff Chart
- Department Programs
- 14 Direct Marketing/Sustainable Agriculture/Outreach Program
- 15 Weights and Measures Enforcement
- 16 Owens Valley Mosquito Abatement
- 17 CACASA History

DEPARTMENT STAFF

Agricultural Commissioner/Director of Weights & Measures

Nathan Reade

Supervising Agricultural Biologist

Brent Calloway

Ag/Weights & Measures Inspector II

David Miller

Ag/Weights & Measures Inspector I

Carl Olsen

Office Technician II

Janice Jackson

Jennifer Sarten

Project Coordinator

Alexandra Barbella

Lead Field Technicians

Robert Miller Carlos Paz

Field Technician I

Gabriel Mesquitez

Field Assistants

Steve Allen

Tom Jackson

Brandon Rohr

Brayan Gutierrez

Roger Tucker



COUNTIES OF INYO AND MONO



AGRICULTURE • WEIGHTS & MEASURES • OWENS VALLEY MOSQUITO ABATEMENT PROGRAM • EASTERN SIERRA WEED MANAGEMENT AREA
MAMMOTH LAKES MOSQUITO ABATEMENT DISTRICT • INYO COUNTY COMMERCIAL CANNABIS PERMIT OFFICE

Karen Ross, *Secretary*
California Department of Food and Agriculture

Julie Henderson, *Director*
California Department of Pesticide Regulation

The Honorable Board of Supervisors,
County of Inyo

The Honorable Board of Supervisors,
County of Mono

Dan Totheroh, *Chair*

Bob Gardner, *Chair*

Rick Pucci

Jennifer Roeser

Jennifer Kreitz

John Peters

Matt Kingsley

Jeff Griffiths

Stacy Corless

Rhonda Duggan

I am pleased to present the 2021 Inyo and Mono Counties' Annual Crop and Livestock Report. This report is prepared pursuant to California Food and Agriculture Code 2279, and is a statistical compilation of agriculture production in Inyo and Mono Counties. The values contained within this report reflect **gross** agricultural production within the two counties, and do not represent net profit or loss.

The gross combined agricultural production values for Inyo and Mono Counties in 2021 totaled \$56,019,000, representing an increase of 5% over 2020 production values. This was led primarily by significantly higher alfalfa pricing in 2021 over 2020, but also due to some increases in nursery product pricing as well.

Inyo County values specifically were essentially flat at \$21,230,000, only \$66,000 or .3% higher than 2020 despite some significant movement in certain commodity groups. Higher alfalfa pricing did not directly translate into higher production value in Inyo county due to less acreage in production from fallowing and in some cases poor yield. This can be directly attributed to drought conditions. Also, some acreage that had been in alfalfa in 2020 was converted to other less valuable field crops in 2021. The nursery products category rose 11% due to higher pricing with certain production crops, which served to mitigate the losses in the field crop category.

Mono County production value increased significantly at 9% and a production value of \$34,789,000, bolstered by increases across all commodity groups. Alfalfa was the main driver of the overall increase over 2020, rising over 22% due to commodity pricing increases. The livestock and livestock products commodity group was up 2% as well. Field crops and livestock and livestock products represent 99.6% of all production in Mono County.

I would like to thank my staff for assisting with the creation of this report. I'd also like to thank our local agricultural industry for their input, without which this report would not be possible.

Sincerely,

Nathan D. Reade
Agricultural Commissioner

Counties of Inyo and Mono Agricultural Commissioner's Office

The mission of the Inyo and Mono Counties Agricultural Commissioner's Office is to promote and protect the agricultural industry of the counties, protect the environment, and to ensure the health and safety of all of its citizens. The department is also responsible for fostering confidence and equity in the marketplace. The following are the main program areas:

Human Safety and Environmental Protection

The County Agricultural Commissioner's Office protects the health and safety of all Inyo/Mono residents, its agricultural industries and its environment with a series of comprehensive regulatory programs designed to prevent the introduction of exotic pests and to ensure the safe use of pesticides. The five programs that exist to achieve these goals include:

- Pest Exclusion
- Pest Detection
- Pest Eradication
- Pest Management
- Pesticide Enforcement

Consumer Protection and Product Quality

Product quality programs are designed to ensure the production and sales of quality eggs, honey, fruits, vegetables, and nursery and seed products. Quality standards that these programs ensure include maturity, grade, size, and weight. Packaging and labeling are also examined to ensure consumer expectations are met. The six programs include:

- Fruit and Vegetable Quality Control
- Organic Food Production
- Egg Quality Control
- Certified Farmers' Markets
- Nursery Inspection
- Seed Inspection

Special Agricultural Services

The Agriculture Department also provides other mandated services, including:

- Apiary Inspection
- Crop Statistics
- Sustainable Agriculture

Administrative and Education Outreach

Staff participate in a wide range of special projects intended to benefit Inyo/Mono citizens such as the legislative process, public information, education outreach efforts, as well as joint multi-agency and inter-county cooperative activities. Continuing education efforts sponsored by the Agriculture Department for pesticide safety help to ensure that local license-holders maintain adequate training.



Invasive Plant Management

This division of the Agricultural Commissioner's office consists of 15 federal, state, county, and local agencies and entities. The Eastern Sierra Weed Management Area is dedicated to the eradication and control of invasive plant species in Inyo and Mono Counties through the cooperation and coordination of participating entities. The Eastern Sierra Weed Management Area participates in public outreach and education activities to ensure that people understand the threat of non-native weeds on our environment and agriculture industry.

Weights and Measures

A gallon of gasoline, a cord of firewood, a loaf of bread, or a pound of fruits or vegetables...any item purchased is sold by weight, measure, or count. We protect the public from purchasing goods that are short weight or measure, and we protect businesses from giving their products and profits away when they use devices that could be inaccurate. We also verify that prices are scanned correctly at the counter, petroleum products meet quality standards, and weighmasters provide their customers accurate weighing devices. The eight programs in this category include:

- Weight Verification
- Measurement Verification
- Petroleum
- Transaction Verification
- Electronic Meters
- Compressed Gas Meters
- Weighmaster
- Device Repairmen Regulation

See page 15 for more information on this division.

Mosquito Abatement

The purpose of this program is to provide the public with a consistent level of mosquito control that reduces the threat of disease transmission and the spread of large nuisance populations of mosquitoes. The Inyo/Mono Counties Agricultural Commissioner's Office administers the Owens Valley Mosquito Abatement Program and the Mammoth Lakes Mosquito Abatement District. See page 16 for more information on this division.

Inyo County Commercial Cannabis Permitting Office

This division of our office coordinates the Commercial Cannabis Business License issuance, renewal, and oversight activities in Inyo County. Licensed activities include retail, manufacturing, distribution, testing, and cultivation. This office coordinates with the state of California Bureau of Cannabis Control as well as the CDFA CalCannabis to regulate local cannabis businesses.



2021

Inyo County Crop and Livestock Statistics



Inyo County General Information

County Seat:	Independence	<u>Average Climate</u>		
County Population:	19,016 (2020 census)		High	Low
Land Area:	10,180 sq. miles	Bishop:	98°	22°
Population Density:	1.87 persons per sq. mile	Death Valley:	115°	37°
Highest Elevation:	14,505 ft. (Mount Whitney)			
Lowest Elevation:	-282 ft. (Badwater, D.V.N.P.)			

Unincorporated Areas

Big Pine	Olancha
Cartago	Pearsonville
Independence	Shoshone
Lone Pine	

Land Ownership

Federal:	92.0%
City of Los Angeles:	3.9%
State of California:	2.4%
Private:	1.7%

Incorporated Cities

Bishop



LIVESTOCK & LIVESTOCK PRODUCTS

	Year	Unit	Production	Value per Unit	Total	
Cattle & Calves	2021	Head	7,850	\$1,180	\$9,268,000	▼ 3%
	2020		8,070	\$1,182	\$9,539,000	
Sheep & Lambs*	2021	Head	4,090	\$220	\$899,000	▲ 20%
	2020		3,970	\$189	\$750,000	
Eggs	2021	Dozen	2,100	\$6.00	\$12,500	▲ 41%
	2020		2,100	\$4.25	\$8,940	
Wool	2021	Lbs	29,680	\$1.76	\$52,200	▼ 25%
	2020		28,820	\$2.41	\$69,500	
Miscellaneous**	2021				\$135,000	▼ 4%
	2020				\$141,000	
Total Value				2021	\$10,367,000	▼ 1%
				2020	\$10,508,000	

* Includes feeder lamb gain.

**Includes beef stocker gain, goats, hogs, and poultry.

FIELD CROPS

	Year	Unit	Production	Value per Unit	Total	
Alfalfa Hay	2021	Ton	11,350	\$230	\$2,611,000	▼ 17%
	2020		15,550	\$201	\$3,126,000	
Pasture, Irrigated	2021	Acre	13,700	\$66	\$904,000	▼ 8%
	2020		14,000	\$70	\$980,000	
Pasture, Rangeland	2021	Acre	1,150,000	\$1.11	\$1,279,000	= 0%
	2020		1,150,000	\$1.11	\$1,279,000	
Miscellaneous*	2021	Acre	790	-	\$1,108,000	▲ 43%
	2020		621	-	\$777,000	
Total Value				2021	\$5,902,000	▼ 4%
				2020	\$6,162,000	

*Includes grain hay, sudangrass, and other hay

NURSERY PRODUCTS

	Year	Unit	Production	Value per Unit	Total	
Nursery Stock*	2021	Acre	221	-	\$4,346,000	▲11%
	2020		221	-	\$3,908,000	
			Total Value	2021	\$4,346,000	▲11%
				2020	\$3,908,000	

*Includes palms, turf, and miscellaneous plants.

FRUIT AND NUT CROPS

	Year	Unit	Production	Value per Unit	Total	
Miscellaneous*	2021	Acres	32	-	\$386,000	▲1%
	2020		32	-	\$382,000	
			Total Value	2021	\$386,000	▲1%
				2020	\$382,000	

* Includes almonds, apples, apricots, blackberries, cherries, dates, figs, grapes (table), grapes (wine), nectarines, peaches, pears, pecans, persimmons, plums, pomegranates, raspberries, strawberries, and walnuts.

APIARY PRODUCTS

	Year	Unit	Production	Value per Unit	Total	
Honey	2021	Lb	51,700	\$4.05	\$209,000	▲17%
	2020		56,600	\$3.15	\$178,000	
Miscellaneous*	2021	-	-	-	\$5,000	▼4%
	2020		-	-	\$5,200	
			Total Value	2021	\$214,000	▲17%
				2020	\$183,000	

* Includes beeswax and pollen.

VEGETABLE CROPS

	Year	Unit	Production	Value per Unit	Total	
Miscellaneous*	2021	Acres	3	-	\$15,000	▼29%
	2020		4	-	\$21,000	
			Total Value	2021	\$15,000	▼29%
				2020	\$21,000	

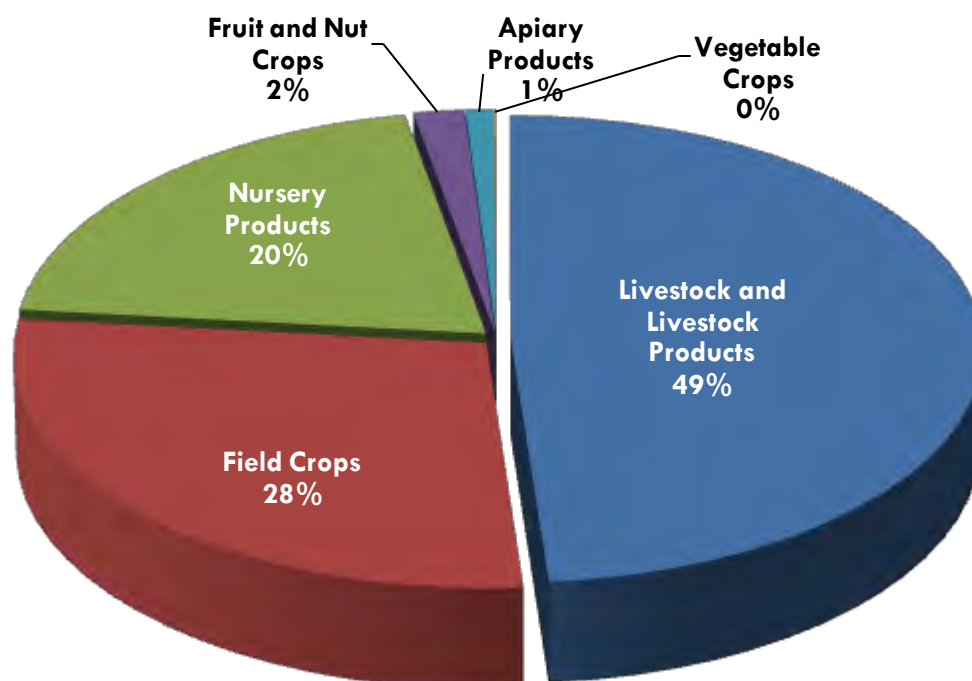
* Includes Includes artichokes, beans, brassicas, carrots, cucumbers, eggplant, garlic, herbs, leafy greens, melons, onions, peppers, pumpkins, radishes, squash, sweet corn, tomatillos, tomatoes, and tubers.



INYO COUNTY TOTALS

	Year	Total	
Livestock & Livestock Products	2021	\$10,367,000	▼ 1%
	2020	\$10,508,000	
Field Crops	2021	\$5,902,000	▼ 4%
	2020	\$6,162,000	
Nursery Products	2021	\$4,346,000	▲ 11%
	2020	\$3,908,000	
Fruit and Nut Crops	2021	\$386,000	▲ 1%
	2020	\$382,000	
Apiary Products	2021	\$214,000	▲ 17%
	2020	\$183,000	
Vegetable Crops	2021	\$15,000	▼ 29%
	2020	\$21,000	
Total Value	2021	\$21,230,000	= 0%
	2020	\$21,164,000	

INYO COUNTY AGRICULTURAL PRODUCTION BY CATEGORY



2021

Mono County Crop and Livestock Statistics

Mono County General Information

County Seat:	Bridgeport
County Population:	13,195 (2020 census)
Land Area:	3,049 sq. miles
Population Density:	4.33 persons per sq. mile
Highest Elevation:	14,252 ft. (White Mountain)

Unincorporated Areas

Benton	June Lake
Bridgeport	Lee Vining
Chalfant Valley	Topaz
Coleville	Tom's Place
Hammil Valley	Walker

Incorporated Cities

Mammoth Lakes

Average Climate

	High	Low
Bridgeport:	81°	8°
Hammil Valley:	98°	22°

Land Ownership

Federal:	84.7%
City of Los Angeles:	3.2%
State of California:	3.6%
Private:	6.5%



Livestock & Livestock Products

	Year	Unit	Production	Value per Unit	Total	
Cattle & Calves	2021	Head	8,600	\$1,180	\$10,148,000	▼ 3%
	2020		8,840	\$1,182	\$10,447,000	
Sheep & Lambs*	2021	Head	15,790	\$220	\$3,473,000	▲ 18%
	2020		15,630	\$189	\$2,954,000	
Wool	2021	Lbs	62,030	\$1.76	\$109,000	▼ 26%
	2020		61,090	\$2.41	\$147,000	
Miscellaneous**	2021				\$2,190,000	▲ 6%
	2020				\$2,066,000	
Total Value				2021	\$15,920,000	▲ 2%
				2020	\$15,614,000	

*Includes feeder lamb gain.

**Includes beef stocker gain, goats, hogs, and poultry.

Field Crops

	Year	Unit	Production	Value per Unit	Total	
Alfalfa Hay	2021	Ton	58,900	\$252	\$14,844,000	▲ 22%
	2020		59,500	\$204	\$12,134,000	
Pasture, Irrigated	2021	Acre	19,885	\$74	\$1,471,000	▼ 3%
	2020		20,500	\$74	\$1,517,000	
Pasture, Rangeland	2021	Acre	1,078,000	\$1.43	\$1,542,000	= 0%
	2020		1,078,000	\$1.43	\$1,542,000	
Miscellaneous*	2021	Acre	1,756	-	\$860,000	▼ 19%
	2020		1,868	-	\$1,062,000	
Total Value				2020	\$18,717,000	▲ 15%
				2019	\$16,255,000	

*Includes garlic, grain hay, sudangrass, and other hay

Forest Products

	Year	Total	
Timber and Firewood	2021	\$85,100	▲ 3%
	2020	\$82,900	
Total Value	2021	\$85,100	▲ 3%
	2020	\$82,900	

Fruit & Nut Crops

	Year	Unit	Production	Value per Unit	Total	
Miscellaneous*	2021	Acres	17	-	\$45,000	▲ 2%
	2020		17	-	\$44,200	
Total Value				2021	\$45,000	▲ 2%
				2020	\$44,200	

* Includes grapes (wine), pome fruit, and stone fruit.

Nursery Products

	Year	Unit	Production	Value per Unit	Total	
Nursery Stock*	2021	Acre	1	-	\$21,500	▲ 8%
	2020		1	-	\$20,000	
Total Value				2021	\$21,500	▲ 8%
				2020	\$20,000	

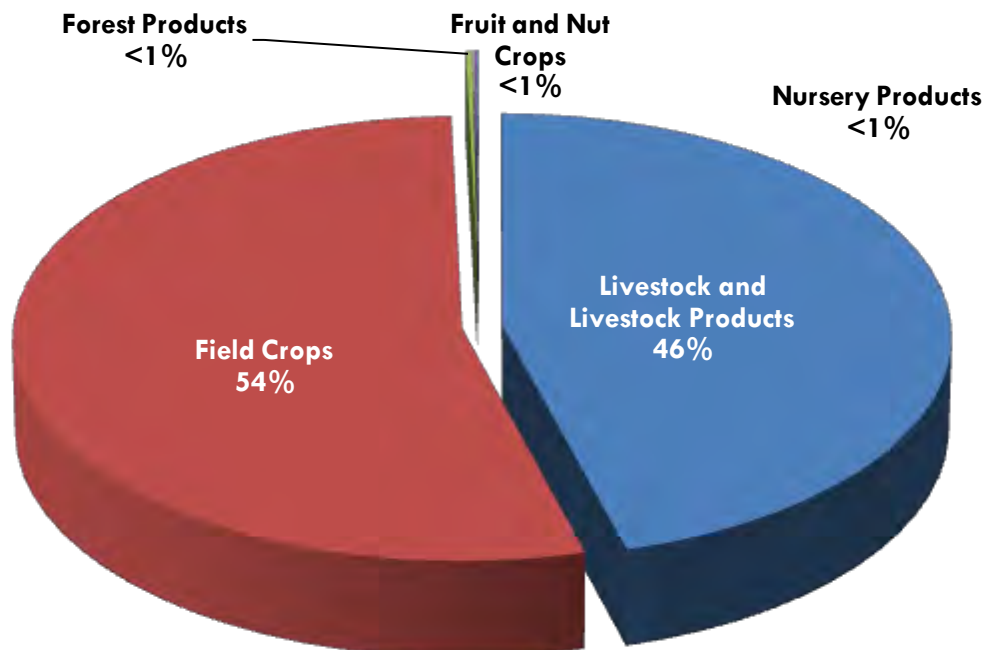
* Includes various ornamental plants



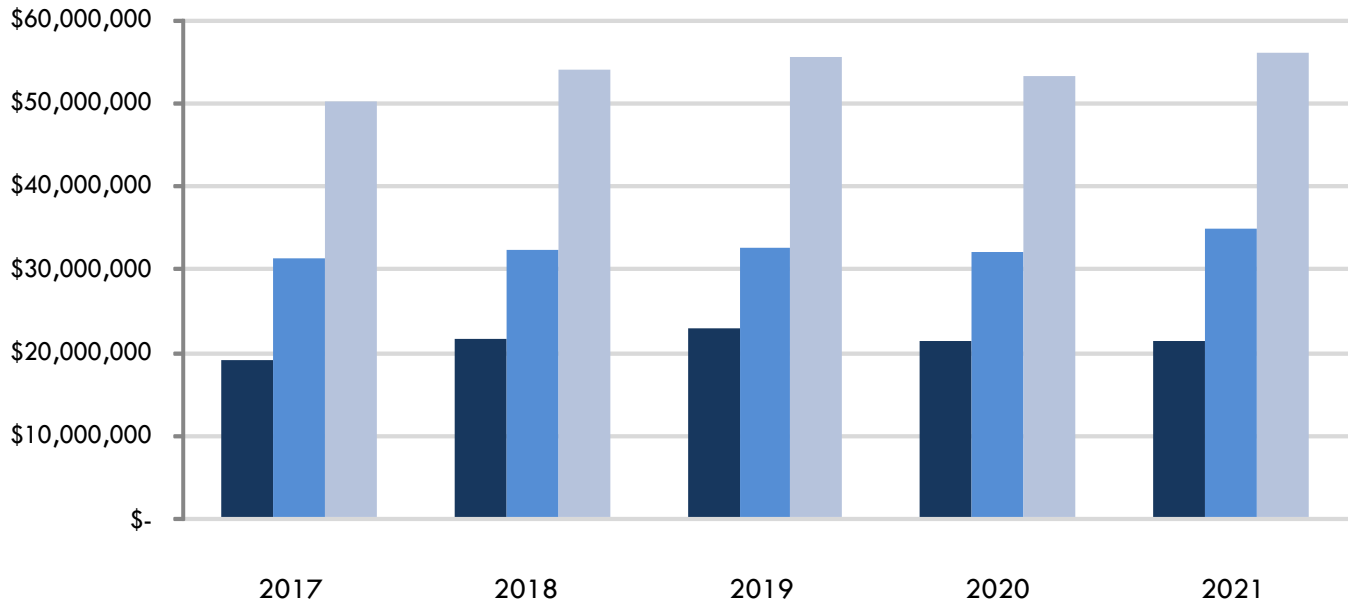
Mono County Totals

	Year	Total	
Livestock & Livestock Products	2021	\$15,920,000	▲ 2%
	2020	\$15,614,000	
Field Crops	2021	\$18,717,000	▲15%
	2020	\$16,255,000	
Forest Products	2021	\$85,100	▲ 3%
	2020	\$82,900	
Fruit & Nut Crops	2021	\$45,000	▲ 2%
	2020	\$44,200	
Nursery Products	2021	\$21,500	▲ 8%
	2020	\$20,000	
Total Value	2021	\$34,789,000	▲ 9%
	2020	\$32,016,000	

MONO COUNTY AGRICULTURAL PRODUCTION BY CATEGORY



Five Year Comparison

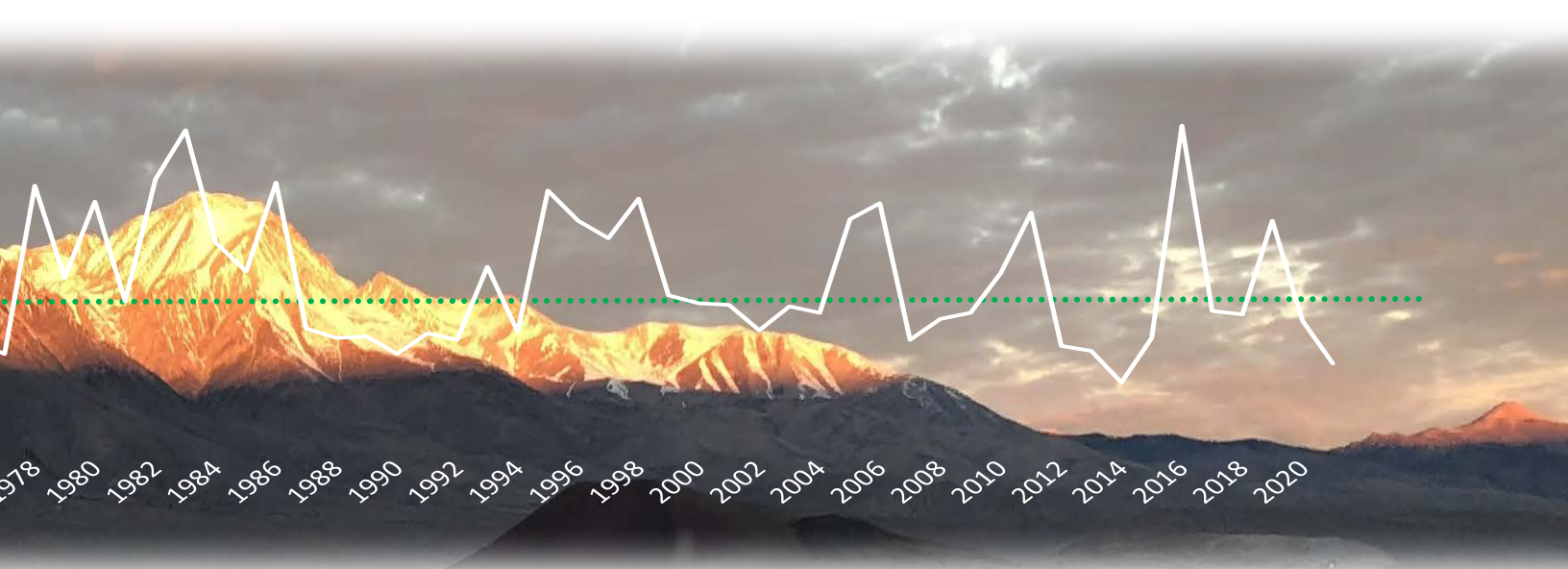
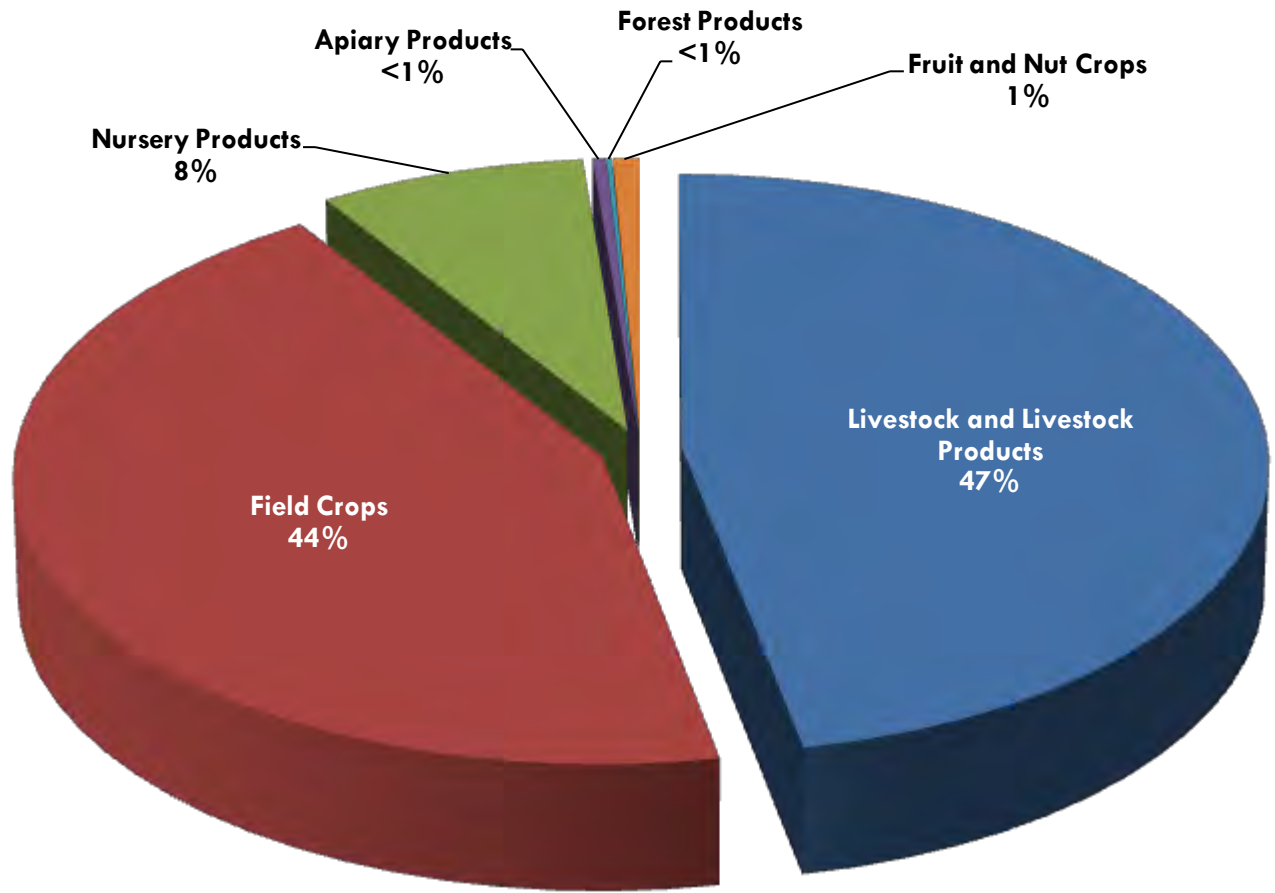


Inyo County Totals	\$18,958,000	\$21,499,000	\$22,905,000	\$21,164,000	\$21,230,000
Mono County Totals	\$31,269,000	\$32,347,000	\$32,538,000	\$32,016,000	\$34,789,000
Combined Totals	\$50,227,000	\$53,846,000	\$55,443,000	\$53,180,000	\$56,019,000

Eastern Sierra Runoff Chart



Combined Agricultural Production by Category



Commodities Grown by Certified Producers

Basil, chives, cilantro, dill, parsley, rosemary, sage, savory, tarragon, thyme, lemon balm, lavender, oregano, mint, eggplant, tomato, cucumber, goji berries, peppers, green onions, pumpkins, okra, onions, beets, fennel, garlic, carrots, lettuce, kale, chard, grapes, apples, dates, peaches, pears, apricots, cherries, plums, pomegranates, figs, watermelons, cantaloupes, honeydew, raspberries, blackberries, elderberries, currants, peas, sweet peas, various bean varieties, zucchini, cut flowers, and eggs.

Sustainable Agriculture and Outreach

Invasive Plant Targets

<u>Pest</u>	<u>Agent/Mechanism</u>	<u>Number of Sites</u>	<u>Acres</u>
Puncturevine	Biological Control	14 sites	~
Dalmatian Toadflax	Mechanical	4 sites	250
Yellow Starthistle	Mechanical/Herbicide	4 sites	19
Russian Knapweed	Herbicide	10 sites	5,209
Canada Thistle	Herbicide	26 sites	5,265
Spotted Knapweed	Herbicide	10 sites	221
Halogeton	Mechanical	19 sites	6,918
Scotch Thistle	Herbicide	10 sites	2,141
Camelthorn	Herbicide	1 site	11
Saltcedar	Herbicide	2 sites	85
Perennial Pepperweed	Herbicide	140	55,061

Outreach Program

During 2021, the Inyo/Mono Counties' Agriculture Department conducted:

- 1 continuing education event covering Inyo and Mono Counties with over 90 professional card holders and private applicators attending, to meet California state continuing education requirements. A second event was planned but was moved to 2022.
- Various outreach activities with stakeholders such as the public, other agencies, and industry.

The Department's inspection surveillance area, which encompasses over 10,000 square miles, provided outreach from northern Mono County, including several California and Nevada field crop growers located in the Antelope Valley area, to the southern tip of Inyo County, including a large commercial turf grass farm in the Sandy Valley, near Las Vegas, Nevada. The Inyo/Mono Agricultural Commissioner's office is tasked with the surveillance of 50% of the California/Nevada border for pests that could endanger the agricultural industry of California.

Weights and Measures

Device Inspection Program

We are responsible for inspection, certification, or condemnation of all commercially used meters (retail motor fuel, propane/vapor, and electric), scales (aggregate and cement hoppers, vehicle, livestock, computing, platform and spring scales); and any other type of device that is used to weigh or measure to determine a value for the purpose of sales. Enforcement actions can include issuance of citations initiating prosecution of violations. 1,000 devices were inspected. 13 consumer complaints were received and investigated by the Inyo/Mono Counties' Weights and Measures Department throughout the year resulting in 1 notice of violation. Regular inspections protect consumers from misrepresentation and maintain fair competition between sellers.

Petroleum Program

We ensure the quality of petroleum products sold within the two Counties including; sampling of fuels, inspection and investigation of complaints. We also regulate all commercial advertisements of such products including price signs and labeling. While conducting these inspections, staff will also check for credit card skimming devices.

Package Inspections


We inspect pre-packaged commodities in retail and wholesale facilities to determine proper weights, count or volume. We also verify proper sales equipment involving scanners, performing test purchases to insure accurate charges.

Weighmaster Enforcement


Weighmaster licenses are issued through our office to persons or entities that sell bulk commodities. Enforcement of weighmaster laws ensures that these transactions are accurate.

Device Repairman Regulation


Anyone who installs or repairs a weighing or measuring device in Inyo or Mono Counties must register with our office and inform our office when work takes place. This ensures that devices are not tampered with and transaction equity.



Retail Fuel Meters



Counter and Computing Scales



Livestock Scales



Vehicle Scales



Aggregate Scales

54
Other Weighing and
Measuring Devices

Mosquito Abatement



What is the mosquito abatement program?

The purpose of the program is to control mosquito populations throughout the Owens Valley from Olancho to Round Valley and also in Mammoth Lakes so that these pests and their associated diseases are abated adequately.

Monitoring

The Owens Valley Mosquito Abatement Program (OVMAP) and Mammoth Lakes Mosquito Abatement District (MLMAD) conduct surveillance to determine mosquito populations using several methods. Mosquito traps are deployed in several locations throughout the Owens Valley and in the Town of Mammoth Lakes, and are checked frequently to determine level of adult mosquito populations. Disease monitoring is component of this trapping effort, and insects caught in traps are sent to sample for the presence of certain diseases that mosquitos are known to spread. Complaints are logged and responded to, creating records that can also help with monitoring efforts. At times, staff will travel to areas where complaints are high and record landing rates of mosquitos to further gauge population density.

Biocontrol

Mosquito Fish - The mosquito fish have been one of the most effective non-insecticidal and non-chemical methods of controlling mosquitoes for over eighty years. They breed throughout the summer and new broods are produced at intervals of about six weeks, with 50 to 100 young in a single brood. They are ready to begin the work of destroying mosquito larvae at once. Mosquito fish can eat mosquito larvae as fast as the larvae hatch from eggs, as many as 100 per day. Mosquito fish live 2-3 years and can tolerate a wide range of temperatures.

Larviciding - Routine larviciding of many hundreds of mosquito sources each week prevent immature mosquito larvae from reaching the flying and biting adult stage. This preferred first option for killing mosquitos is the cheapest and most effective method.

Adulticiding

When larviciding does not control mosquito populations adequately, OVMAP and MLMAD conduct adulticiding measures to protect our local communities from irritating insect bites and the potential for spreading of disease.

Public Outreach and Cultural/Environmental Control

Outreach to residents about altering or removing conditions that best suit mosquito breeding is another effective tool in the OVMAP/MLMAD toolbox. These controls include proper irrigation practices, pool maintenance, and even making sure small containers or tires stored outside do not fill with stagnant water. Reducing the habitat conducive to mosquito breeding in the very areas where we live is a large step toward fewer itchy bites. Outreach efforts occur throughout the year through personal contact and social media, as well as at community events such as the Tri-County Fair.





The Evolution of California Agricultural Commissioners and Sealers

The California Agricultural Commissioners trace their origins back 141 years. The goal of the Agricultural Commissioners is to protect the State's crops from the ravages of pests both domestic and imported. Then, as now, one of the principle weapons employed was a legal device called a "quarantine", which is derived from the French word "quarante", meaning "forty". The quarantine came about as a detention device, its first use being in the year 1340 when passengers on ships bound for Venice, Italy, were detained on board ship for 40 days. This was considered a long enough period to determine whether or not those passengers carried with them the Black Plague, which was killing many people in Europe in the mid-14th century.

California's first statewide program, which was the beginning of the present Department of Food and Agriculture, began with "An Act For the Promotion of Viticultural Industries of the State" on April 5, 1880. It provided for the appointment of a Board of State Viticultural Commissioners whose duties included the study of the grape root rot disease, *Phylloxera*. The Act specified that the University of California was responsible for instruction and experiments - a concept still existing today - giving the University the authority for research and the Department the regulatory functions. The Act provided for seven viticultural districts.

Until the year 1911, the duties of the State Board of Horticulture, the State Commissioner of Horticulture, county boards of horticulture commissioners and the county horticulture commissioners were limited to just a few obligations. These obligations consisted of preventing the introduction into the state of pests from outside its boundaries, prevention of spread of insect pests and plant diseases through the media of nursery stock, fruit boxes, and other containers, and the inspection of nurseries. The years that followed would find the duties not only intensified in the same areas, but expanded into many other aspects of agriculture.

In the beginning the regulatory concern was to protect the California farmer from the depredations of exotic pests. After 1911, these duties were to be expanded to include concerns of the marketplace (standardization), and such cultural aids as assistance to the farmer in weed control and control of rodents and other damaging creatures. Later, they would enlarge to assure the farmer honest weights and measures, and protection from unscrupulous middlemen. Finally, the regulations would blossom into the full relationship of the farmer and the consumer.

Today, the California Department of Food and Agriculture and County Agricultural Commissioners are as busy helping the consumer as they are the farmer. They keep exotic pests away from the farmer's fields by fighting them in city gardens, where they nearly always are found first. By so doing, they are affording city people as much protection as farmers, for these pests generally can wreak as much havoc in the city as in the country. They provide for, and oversee, standardization practices, thus insuring the farmer's good markets for their products and insuring quality for consumers. They promote marketing of goods in a variety of ways, also assuring quality and quantity to consumers. They look after the health of livestock and plants, and the same benefits accrue to the consumer. They insist on measurement standards that also have dual blessings; and they assure the consumer and the farmer protection against the careless use of pesticides, thus affording protection to both people and the environment.



**COUNTIES OF INYO AND MONO
AGRICULTURAL COMMISSIONER'S OFFICE**

**1360 NORTH MAIN STREET
BISHOP, CA 93514
760.873.7860**

