



INYO COUNTY
CALIFORNIA

2023 **RECOMMENDED**
2024 **BUDGET**

Published September 1, 2023



EXECUTIVE SUMMARY
OF THE
FISCAL YEAR 2023-2024
RECOMMENDED BUDGET

Submitted to the
INYO COUNTY BOARD OF SUPERVISORS

from
CAO NATE GREENBERG &
THE INYO COUNTY BUDGET TEAM

SEPTEMBER 1, 2023
for the Budget Hearings beginning September 12, 2023



TABLE OF CONTENTS

USING THIS BUDGET	4
EXECUTIVE SUMMARY.....	4
ATTACHMENTS	4
BUDGET DETAILS	4
COUNTY ADMINISTRATOR’S MESSAGE	5
2023 – 2024 BUDGET HIGHLIGHTS	6
FISCAL YEAR 2022-2023 IN REVIEW	9
BUDGET OVERVIEW	11
GENERAL FUND BUDGET ANALYSIS	15
WORKFORCE OVERVIEW	20
WORKFORCE COST ANALYSIS.....	20
POSITION BREAKDOWN BY DEPARTMENT.....	20
TOTAL NUMBER OF ALLOCATED POSITIONS (FULL AND PART TIME).....	21
POSITIONS AND VACANCIES BY DEPARTMENT	22
EMPLOYEE REPRESENTATION	23
CHANGES IN AUTHORIZED STAFFING.....	23
RESERVES AND CONTINGENCIES	24
RESERVES.....	24
CONTINGENCIES	24
FUND BALANCE.....	25
ACKNOWLEDGEMENTS	26
SUMMARY OF RECOMMENDATIONS	27



USING THIS BUDGET

EXECUTIVE SUMMARY

The Executive Summary is intended to provide readers with a high-level overview of what is included in the Fiscal Year 2023-2024 Budget in a summary format.

ATTACHMENTS

The following sections provide additional detail to the narrative and summarization provided in the Executive Summary.

- | | |
|---------------------|--|
| Attachment A | INYO COUNTY ORGANIZATIONAL INFORMATION
This section provides an overview of Inyo County structure and operation <ul style="list-style-type: none">• Board of Supervisors and Districts• Organizational Charts• County Office Information |
| Attachment B | AUTHORIZED POSITIONS
The “Manpower Report” reflects the authorized full-time equivalent positions by department and part-time (BPAR) positions in the County as of July 1, 2023 (does not include proposed personnel changes). |
| Attachment C | RECOMMENDED PERSONNEL CHANGES
This section provides additional detail and rationale to the recommended personnel changes as provided in this year’s budget. |
| Attachment D | DEFERRED MAINTENANCE PROJECTS
This section serves as the complete list of facility improvement projects recommended for funding this fiscal year. |
| Attachment E | BUDGET GUIDE
The Budget Guide is designed to help new readers better understand the Inyo County budget process, terminology, policies, and practices used in developing the annual budget. |
| Attachment F | DEPARTMENT REQUESTED TO CAO RECOMMENDED CHANGES
This attachment provides the details associated with changes that were made between the Department Requested and CAO Recommended budgets. |

BUDGET DETAILS

This section contains the actual budget numbers by individual budget unit for every County function.



COUNTY ADMINISTRATOR'S MESSAGE

Though many people see the County budget as a compilation of numbers, it truly is more than that. Beyond the numbers, the budget is a document which aims to describe the services that we provide to our community over the coming year – and at what cost and what sources of funding are necessary to carry out this important work. The purpose of this Executive Summary is to provide a less financially focused perspective into the larger set of numbers with the hope that it is easier to digest and understand for readers.



As I enter my second year with Inyo County, it is natural to reflect on the past 12 months. Though this time has been a rollercoaster on many levels, it has also impressed upon me the capacity and capability of the individuals working within this organization, along with the resiliency of the communities we serve. The work that counties perform is diverse and far reaching, and it is clear to see the impact of our team's work in this amazing part of California.

As most people are aware, as a County, and region, we are truly unique. Diverse communities and residents, public land – and its associated recreation and tourism – and our extremely rural character present some unprecedented opportunities and unique challenges in terms of delivering government services.

I believe that, in many ways, Inyo County is entering its heyday. A number of significant initiatives on the horizon will likely shape the future of the region for decades to come. Furthering a commitment to air service, investing in broadband infrastructure, focusing on housing development, and leveraging technology more effectively all stand to benefit the residents and visitors of Inyo County, and the Eastern Sierra as a whole.

The budget that follows has been crafted through a team effort. This begins at the department level, demands the attention of the Budget Team, and extends all the way to the Board of Supervisors. Collectively, we have taken a measured approach to financial planning for the coming fiscal year which strives to balance important ongoing efforts, supports new initiatives, and thoughtfully plans for the future – with all its uncertainty.

It is my pleasure to present the Fiscal Year 2023-2024 Recommended Budget, and I look forward to supporting the organization as we carry out the associated work over the coming year.

With regard,

Nate Greenberg
County Administrative Officer



2023 – 2024 BUDGET HIGHLIGHTS

The Fiscal Year 2023-2024 Recommended Budget has been prepared with the intent of providing for the operational needs of all County departments, while balancing the realities of limited revenue streams. The Inyo County Budget Team (consisting of the Senior Budget Analyst, Auditor-Controller, and County Administrator) has worked diligently over the past several months to analyze requests and develop spending plans which aim to accomplish the priorities set by departments and that are in line with Board of Supervisors priorities while trimming costs and running as lean as possible.

Fundamentally, Inyo County is in a stable financial position and the FY 23-24 budget reflects thoughtful investments in exciting and impactful program areas which leverage a combination of recurring and one-time revenues from Federal, State, and local sources.

While the COVID-19 pandemic is largely behind us and operations have generally returned to a pre-pandemic state, in some ways the organization is still adjusting to our “new normal.” This ranges from reacting to changes in funding and State priorities which impact program areas in Health and Human Services, to better leveraging technology in order to deliver services more efficiently to our residents, businesses, and visitors. Additional efforts are being made in various emergency services areas including disaster response; preparedness and planning; Emergency Medical Services; and public safety communications. All of this poses unique challenges as well as great opportunities for small government entities such as ours.

The FY 23-24 budget is fully balanced, with a total of \$156,370,193 in expenditures and \$140,557,962 in revenues. The General Fund makes up roughly 56% for a total of \$87,941,350 in expenditures and \$83,741,350 in revenues and is projected to use \$4,200,000 in Fund Balance.

Despite the anticipation of a slowing economy, the County is seeing some growth in our discretionary revenues. This year, increases were seen in Property Tax revenue (7%), Transient Occupancy Tax (5.25%), and Sales Tax (6%). Despite these increases, we are subject to the pressures of inflation and other associated cost increases which are requiring departments and the Budget Team to be conservative in our budgeting.

The primary focus areas for this fiscal year are further stabilization of and improvements to the delivery of County services, and important infrastructure initiatives which leverage one-in-a-lifetime funding opportunities. Additionally, Inyo County will be focused heavily over the coming year on recovering from the impacts of a record-breaking winter, followed by significant spring weather events, as well as Tropical Storm Hillary which caused millions of dollars of damage to County roads and infrastructure from various other agencies. County leadership continues to express the importance of fiscal resiliency, realized through diverting unspent contingencies into reserves at the end of each fiscal



year, and otherwise contributing funds whenever available to unfunded liabilities for future benefit. Rather than trying to predict when the next recession will hit, we again aim to match recurring revenues and expenditures to the best of our ability, while also striving to utilize one-time income sources for capital expenditures and other one-time investments. Through this budget, Inyo County has nearly \$10.8M in reserves, which further places us on stable footing should an economic downturn occur over the coming year.

Beyond some of the high-level objectives stated earlier, the following are some of the key highlights and areas of significant investment for Fiscal Year 2023-2024:

- Investment in a Class & Compensation Study aimed at supporting labor negotiations and helping to reconcile some issues with placement and compensation with regard to job duties.
- Upgrade to the Independence Correctional Detention Facility security system (\$900,000).
- Purchase and installation of a new body scanner for the Independence Correctional Detention Facility (\$232,000).
- Creation of a new inmate-run laundry program (\$200,000).
- Continued investment in the delivery of commercial air service at Bishop Airport (BIH) which includes operational costs, a minimum revenue guarantee contribution, and allocating funds for the pre-construction activities associated with a new terminal building.
- Construction of new shop and office building at the Bishop Sunland Landfill (\$400,000).
- Allocation of money to initiate a new project to ensure compliance with AB 1466 requirements for recorded and scanned documents within the Clerk-Recorder's Office (\$200,000).
- Investment in new online permitting software in conjunction with the City of Bishop to streamline operations in Planning, Building, and Code Enforcement (\$130,000).
- Consolidation of several disparate funding streams and budget units into a new singular Radio Budget, and the first phase of improving the state of the County's public safety and administrative radio system (\$332,493).
- Allocation of funds to stand up a new leadership development program in partnership with the California State Association of Counties (CSAC) Institute (\$60,000).
- Implementation of ePoll Books for improved election function (\$25,000).
- Restructure of Correctional Officer program which will allow the Sheriff to put four additional deputies on patrol (\$240,000).



EXECUTIVE SUMMARY

2023 – 2024 BUDGET HIGHLIGHTS

- Creation of a new Emergency Medical Services budget unit to assist with the new costs associated with supporting 911 ambulance service throughout the County. This includes an investment of \$40,000 toward the Bishop Operating Area, and \$150,000 toward volunteer districts throughout the County.
- Contribution of \$300,000 to the Other Post Employment Benefits (OPEB) trust account.

In addition, there are a number of significant efforts which are carrying over into this fiscal year, or for which the County is anticipating funding to materialize, as follows:

- Design and construction of last-mile broadband projects funded by Local Agency Technical Assistance and Federal Funding Account grants.
- Award of a \$2M Congressional Directed Spending (earmark) request to assist with the construction of a new terminal building at the Bishop Regional Airport.
- A pending Congressional Directed Spending (earmark) request to construct two new fire stations in Tecopa and Charleston View for the Southern Inyo Fire Protection District.



FISCAL YEAR 2022-2023 IN REVIEW

Change and adaptation have been the primary themes facing Inyo County over the last twelve months, as we embrace new leadership and react to the unexpected and unprecedented events happening around us. Though the organization has felt a certain amount of stress through this time, we have also recognized the strength of our staff and developed stronger partnerships with our allied agencies – all which will serve us well for the road ahead.

In September 2022, Inyo welcomed Nate Greenberg as the new County Administrative Officer who entered the organization on the heels of Leslie Chapman’s retirement. Nate comes to the organization with more than 20 years of experience of government information services, serving in various leadership roles in Mono County and the Town of Mammoth Lakes.

While a number of proactive efforts were initiated and carried forward, the County was also forced to react and respond to several emergencies. These emergencies impacted operations, caused substantial infrastructure damage in various locations throughout the County, and required significant time investments from key staff throughout the organization.

Late summer storms in 2022 caused significant damage in Death Valley National Park, stranding tourists for days and cutting off the eastern portion of the County for months until Caltrans could rebuild several portions of Highway 190. The winter of 2022-2023 started early and continued in earnest – ultimately being the wettest on record in the Southern Sierra. With all of the rain and snow also came some of the most significant storm impacts that Inyo County has seen in recent history. After months of high-elevation snow and intermittent valley weather, a warm March Atmospheric River resulted in rain-on-snow event which created a number of issues along the eastern escarpment of the Sierra between Bridgeport and Olancho. This included the closure of Highway 395 in multiple locations, effectively creating an archipelago of isolated communities and impacting both locals and visitors attempting to travel along the corridor. In response, Inyo and Mono counties partnered and opened a Joint Emergency Operations Center (EOC) for two weeks – with the support from a Type 1 Incident Management Team from the State.

This event, as well as numerous conversations leading up to it, provided for improved partnerships between Inyo County, the City of Bishop, the Los Angeles Department of Water and Power (LADWP), Caltrans, as well as several other allied agencies throughout the valley. These partnerships allowed all of the agencies to work together closely as we each anticipated what would be the largest runoff event that any of us have ever seen. Of particular note is a renewed spirit of cooperation with LADWP and forward progress with respect to the acquisition of the County landfills and an initiative aimed at resolving



land tenure issues. Though significant work is still required in this area, the County has renewed hope that a more collaborative approach can be taken to addressing in-valley issues with LADWP.

Also of note this year was the completion of several old and long-running infrastructure projects. These included opening of the North Round Valley Road bridge (which began nearly six years ago), the Diaz Lake boat launch and water system upgrade, Millpond restrooms, repairs to the Big Pine Flood Control Channel, several road asphalt overlay projects, and numerous other County facility improvements. Additionally, due to significant storm damage in the Owens Valley, the County was forced to make emergency repairs to Whitney Portal Road (twice) and Old Sherwin Grade.

Fiscal Year 2022-2023 also marked significant leadership changes in key positions throughout the County. Aside from the addition of a new County Administrator, Districts 1 and 3 welcomed new Supervisors, with Trina Orrill and Scott Marcellin (respectively) joining the Inyo team on January 1st, 2023. Admin staff and other Supervisors invested considerable energy into on-boarding these new Board members, which included the conduction of the County's first-ever Board Governance Workshop. Stephanie Rennie was elected as Inyo County's first female Sheriff and also transitioned into her new role on January 1st after 20 years in the District Attorney's Office. Additionally, the County appointed a new Water Director (Dr. Holly Alpert) as well as a new Chief Information Officer (Noam Shendar) – in addition to welcoming supervisory and leadership changes at other levels in the organization.

Administration kicked off a few new initiatives in an attempt to support leadership changes and improve efficiency and transparency throughout the organization. One effort was the creation of a new low-commitment, bi-monthly leadership development program called the Inyo Podcast Club. In this, staff at all levels of the organization are invited to listen to or read content on a chosen topic and then gather to discuss how the concepts could be applied to improve our workplace. Separately, the Admin team has been working to implement a comprehensive project management solution with a complementary request tracking system which will be used to ensure focus and follow-through on key efforts and requests.



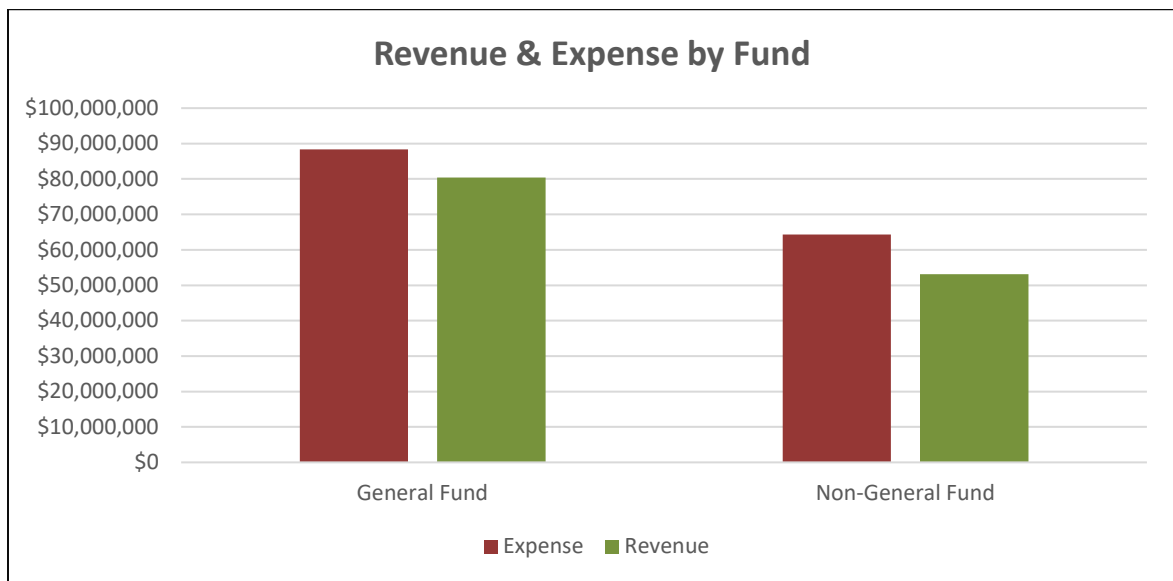
BUDGET OVERVIEW

As presented, the Fiscal Year 2023-2024 County Administrative Officer (CAO) Recommended Budget is *balanced*, as required by law. The Recommended Budget totals \$156,370,193 in expenditures and \$140,557,962 in revenues. The General Fund portion of the Recommended Budget is \$87,941,350 in expenditures and \$83,741,350 in revenues and is projected to use \$4,200,000 in carryover General Fund balance available from Fiscal Year 2022-2023. The Auditor-Controller will certify the final fund balance when your Board of Supervisors opens Budget Hearings on September 12, 2023.

The following section provides a visual snapshot starting with a comparison of Department Requested to CAO Recommended budgets, followed by pie charts to illustrate the countywide Recommended Budget as proposed. The remainder of this report will focus on the General Fund because those budget units are where the Board of Supervisors has most discretion.

BUDGET SUMMARY

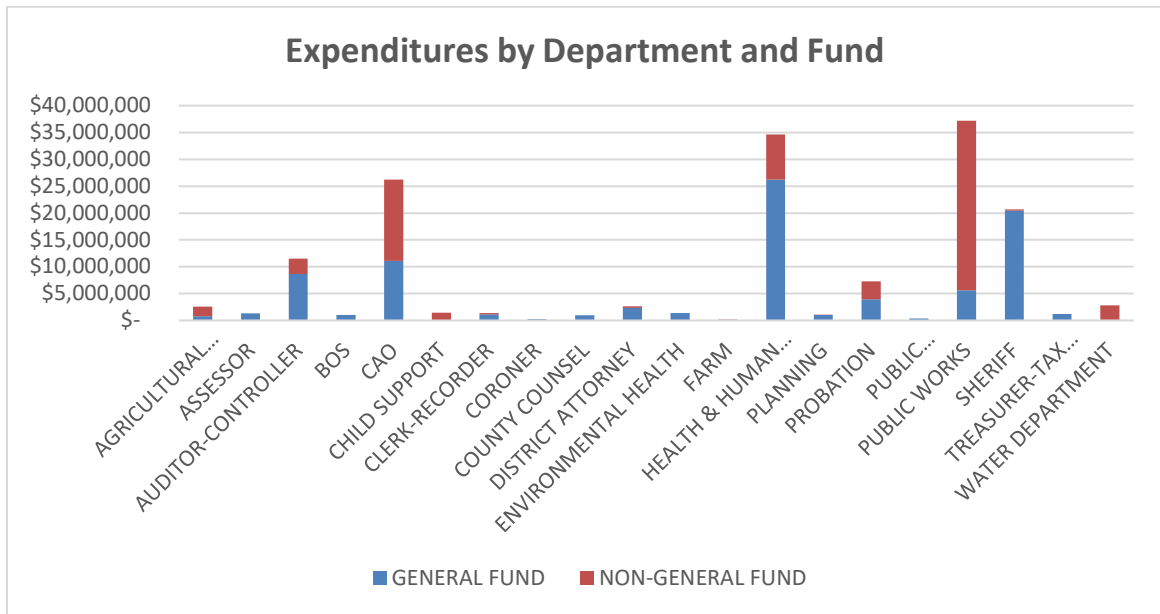
	Department Requested Budget			CAO Recommended Budget		
	Expense	Revenue	Shortfall	Expense	Revenue	Shortfall
General Fund	88,343,113	80,426,778	(7,916,335)	87,941,350	83,741,350	(4,200,000)
Non-General Fund	64,292,602	53,123,317	(11,169,285)	68,428,843	56,816,612	(11,612,231)
All Funds	152,635,715	133,550,095	(19,085,620)	156,370,193	140,557,962	(15,812,231)





BREAKDOWN BY DEPARTMENT

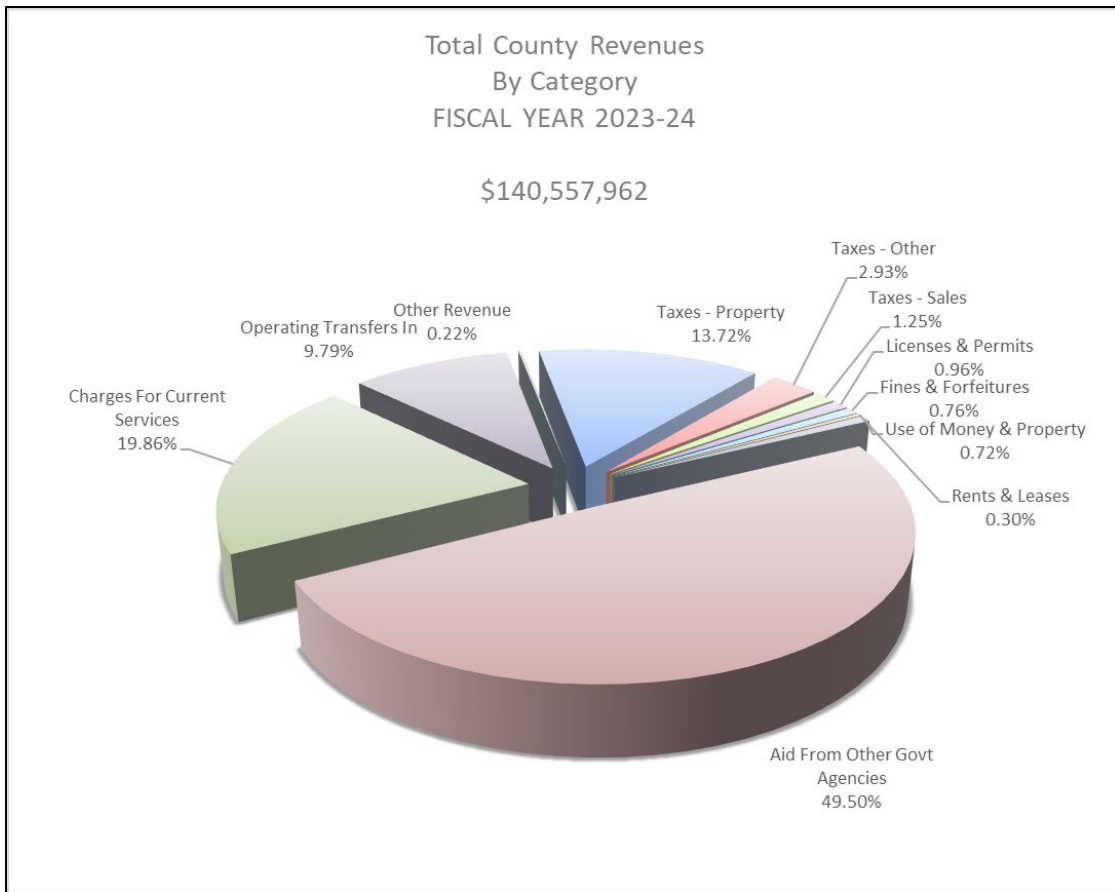
DEPARTMENT	GENERAL FUND	NON-GENERAL FUND	TOTAL
ADMINISTRATION	\$11,124,854	\$15,130,595	\$26,255,449
AG. COMMISSIONER	\$757,047	\$1,802,618	\$2,559,665
ASSESSOR	\$1,344,482		\$1,344,482
AUDITOR-CONTROLLER	\$8,624,310	\$2,883,564	\$11,507,874
BOS	\$1,008,013		\$1,008,013
CHILD SUPPORT		\$1,434,564	\$1,434,564
CLERK-RECORDER	\$1,150,233	\$238,554	\$1,388,787
CORONER	\$265,855		\$265,855
COUNTY COUNSEL	\$970,766		\$970,766
DISTRICT ATTORNEY	\$2,342,494	\$296,803	\$2,639,297
ENVIRONMENTAL HEALTH	\$1,392,104		\$1,392,104
FARM	\$157,452	\$12,000	\$169,452
HEALTH & HUMAN SERVICES	\$26,231,651	\$8,402,102	\$34,633,753
PLANNING	\$1,008,572	\$96,038	\$1,104,610
PROBATION	\$3,946,515	\$3,356,898	\$7,303,413
PUBLIC ADMIN/GUARDIAN	\$359,556		\$359,556
PUBLIC WORKS	\$5,589,636	\$31,720,916	\$37,310,552
SHERIFF	\$20,435,783	\$230,127	\$20,665,910
TREASURER-TAX COLLECTOR	\$1,232,027		\$1,232,027
WATER DEPARTMENT		\$2,824,064	\$2,824,064
TOTALS	\$87,941,350	\$68,302,651	\$156,670,193





TOTAL REVENUES BY CATEGORY – ALL FUNDS:

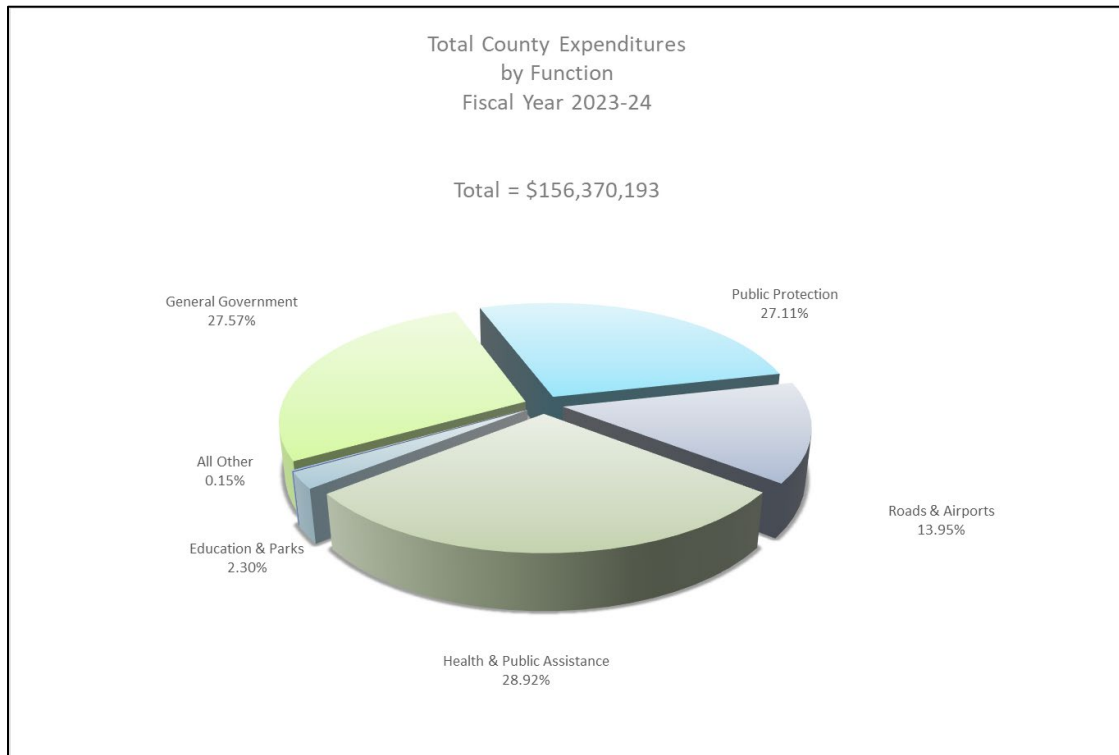
Revenue Category	FY 2023-2024 Recommended Budget	Percent
Taxes - Property	\$ 19,289,532	13.72%
Taxes - Other	\$ 4,115,000	2.93%
Taxes - Sales	\$ 1,750,000	1.25%
Licenses & Permits	\$ 1,354,961	0.96%
Fines & Forfeitures	\$ 1,062,750	0.76%
Rents & Leases	\$ 422,800	0.30%
Use of Money & Property	\$ 1,007,977	0.72%
Aid From Other Govt Agencies	\$ 69,574,859	49.50%
Charges For Current Services	\$ 27,913,966	19.86%
Operating Transfers In	\$ 13,763,037	9.79%
Other Revenue	\$ 303,080	0.22%
TOTAL	\$ 140,557,962	100.00%





TOTAL EXPENDITURES BY FUNCTION – ALL FUNDS:

Expense Category	FY 2023-2024 Recommended Budget	Percent
All Other	\$ 250,000	0.15%
General Government	\$ 43,112,316	27.57%
Public Protection	\$ 42,387,426	27.11%
Roads & Airports	\$ 21,819,444	13.95%
Health & Public Assistance	\$ 45,216,187	28.92%
Education & Parks	\$ 3,599,820	2.30%
TOTAL	\$ 156,370,193	100.00%





GENERAL FUND BUDGET ANALYSIS

The General Fund budget is the largest portion of the Inyo County budget, and generally seen as more *discretionary* in nature. This section provides an overview of revenue and spending based on function and department.

The following table illustrates the same data as shown in the graphs above and adds a comparison of the CAO Recommended Budget to the prior year Board Approved Budget. This provides an easy way to identify the significant changes by category in both dollar amount and percentage change format.

GENERAL FUND	FY 2022-23 BOARD APPROVED BUDGET	FY 2023-24 CAO RECOMMENDED BUDGET	INCREASE (DECREASE)	% CHANGE
REVENUE				
Taxes- Property	\$ 16,814,743	\$ 17,475,000	\$ 1,160,257	7.11%
Taxes- Other	3,925,000	4,115,000	190,000	4.84%
Taxes- Sales	1,650,000	1,750,000	100,000	6.06%
Licenses & Permits	777,225	819,961	42,736	5.50%
Fines & Forfeitures	1,015,192	1,057,750	42,558	4.19%
Rents & Leases	25,000	26,000	1,000	4.00%
Use of Money & Property	247,598	702,750	455,152	183.83%
Aid From Other Gov. Agencies	32,868,407	37,263,811	4,395,404	13.37%
Charges for Current Services	11,220,029	14,425,927	3,205,898	28.57%
Transfers In	5,704,407	5,992,171	287,764	5.04%
Other Revenue	55,575	112,980	57,405	103.29%
TOTAL REVENUE	\$ 73,803,176	\$ 83,741,350	\$ 9,938,174	365.81%
EXPENDITURES				
Salaries & Benefits	\$ 50,016,519	\$ 54,765,097	\$ 4,748,578	9.49%
Services & Supplies	14,208,288	14,395,089	186,801	1.31%
Internal Charges	5,947,292	8,089,953	2,142,661	36.03%
Other Charges	5,304,322	5,599,444	295,122	5.56%
Debt Service	74,101	74,101	-	0.00%
Capital Outlay	861,667	2,083,717	1,222,050	141.82%
Operating Transfers - Out	2,477,382	2,413,949	(63,433)	-2.56%
Contingencies	696,247	520,000	(176,247)	-25.31%
TOTAL EXPENDITURES	\$ 79,585,818	\$ 87,941,350	\$ 8,355,532	166.35%
OPERATING DEFICIT	\$ (5,782,642)	\$ (4,200,000)	\$ 1,582,642	



EXECUTIVE SUMMARY
GENERAL FUND BUDGET ANALYSIS

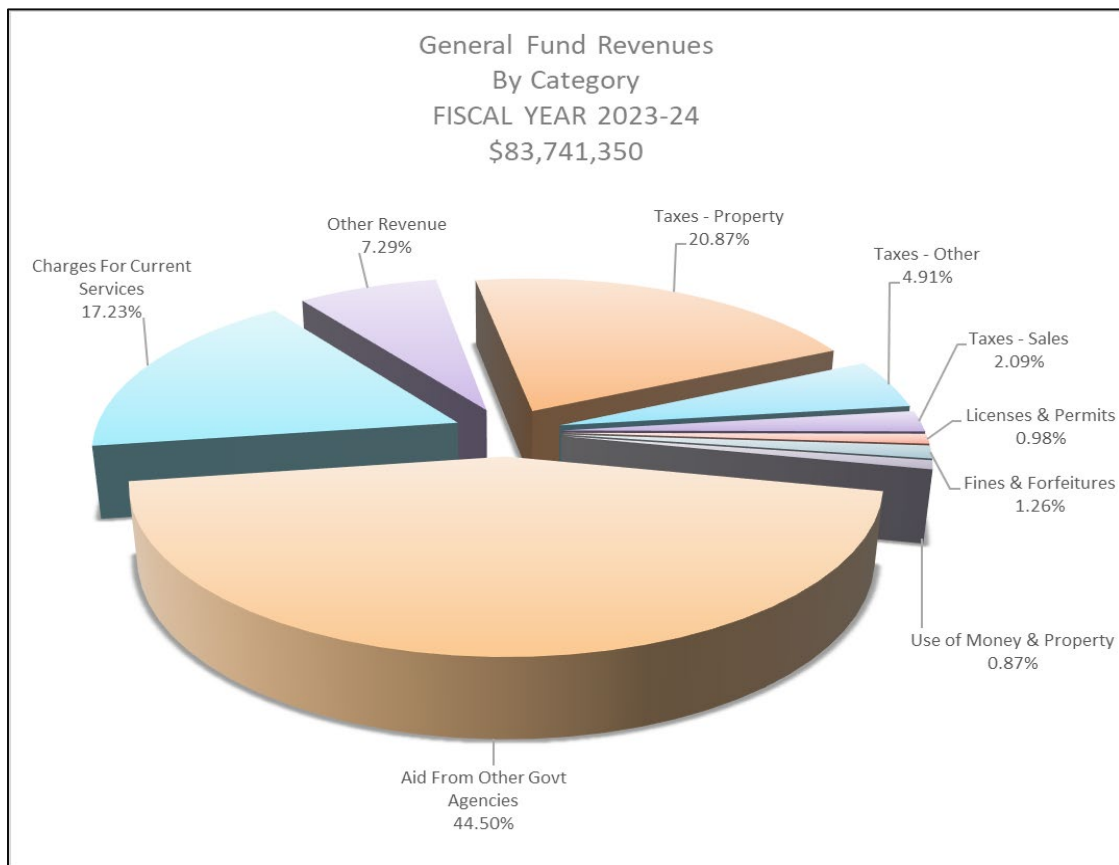
This table takes an analytical look at the variances shown above and provides explanations – the more significant the change, the more detailed the explanation.

SIGNIFICANT REVENUE CATEGORY	BUDGETARY IMPACT
Taxes - Property – Current year secured, unsecured, unitary, supplemental, prior year secured & unsecured, and penalties on delinquent taxes	The current years secured and unsecured tax rolls account for the majority of the 7.11% increase in this revenue category. The increase in budgeted revenue in both the current years secured and unsecured taxes has been adjusted to account for the potential reduction in the assessed values that were enrolled on July 1, 2023, by the County Assessor. As a result, current property tax revenue is projected to increase by \$1,160,257.
Taxes - Other – Real Property Transfer Tax & Transient Occupance Tax (TOT)	TOT current actual receipts for FY 2022-23 have outperformed the budgeted projection by \$689,970, with an all-time high of \$4,489,970 at the end of the 4th quarter. This year's budget recommends an increase of \$200,000 over last years Board-Approved budget.
Taxes - Sales – Sales Taxes	Sales taxes are projected to increase by \$100,000 or 6.06%. Inyo County is receiving a large majority of its sales taxes from gas stations, which creates uncertainty in projecting future revenue considering the economic factors that surround gas prices. Sales tax revenue continues to be volatile so a five-year smoothing method is being used to project the revenue.
Licenses & Permits	Licenses & Permits are projected to increase by \$42,736 or 5.50%.
Fines & Forfeitures – Court Fines	Based on recent collections, court fines are projected to increase by \$42,558, or 4.19%.
Rents & Leases – Campground Concessions	Based on recent collections increasing by \$1,000, or 4.00%.
Use of Money & Property – Interest from the Treasury, Rents & Leases	The County receives about 30% of the total earnings on the Treasury interest pool. Revenue is projected to increase by \$455,152 based on investments that are scheduled to settle in FY 23-24.
Aid From Other Government Agencies – State and Federal grants	Aid from other government agencies, such as state and federal grants account for over 44.5% of the general fund's revenue. The CAO recommends budget reflect a \$4,395,404 or 13.37% increase in revenue. These revenues are not generally discretionary and have corresponding expenditures.
Charges for Current Services	Charges for Current Services are projected to increase by \$3,205,898 or 28.57%. The increase in CCS is related to increases in Workers Compensation, Public Liability and Cost Plan allocation charges.
Transfers In	Operating Transfers to the General Fund increased by \$287,764 or 5.04%.
Other Revenue	Based on recent collections, revenue is projected to increase by \$287,764.
Salaries & Benefits	Salaries and benefits are higher by \$4,748,578, or 9.49%. Increases in salaries and benefits are a combination of a 4% annual COLA for all bargaining units, and a 19% increase to health insurance premiums. In addition, there are 8 new positions being recommended to be added to general fund budgets and 19 reclassifications.
Services & Supplies	Services & Supplies costs have risen by \$171,801 or 1.21%.
Internal Charges	Internal Charges are increasing by \$2,142,661 or 36.03%. The increase can be attributed to increases in Workers Compensation, Public Liability and Cost Plan Charges.
Other Charges	Other Charges are increasing by \$295,122 or 5.56%.
Debt Service	No Changes
Capital Outlay	Capital outlay is increasing by \$1,222,050 or 141.82%. One-time projects account for the majority of the increase, such as an updated Security System, new Body Scanner, and purchase of an industrial Washer and Dryer for the Jail.
Operating Transfers - Out	Operating Transfers - Out have decreased by \$376,426 or 15.19%.
Contingencies	Contingencies have decreased by \$161,247 or 23.16%. Last fiscal year, additional fund balance was certified and added to contingencies during the adoption of the budget.



GENERAL FUND REVENUES BY CATEGORY

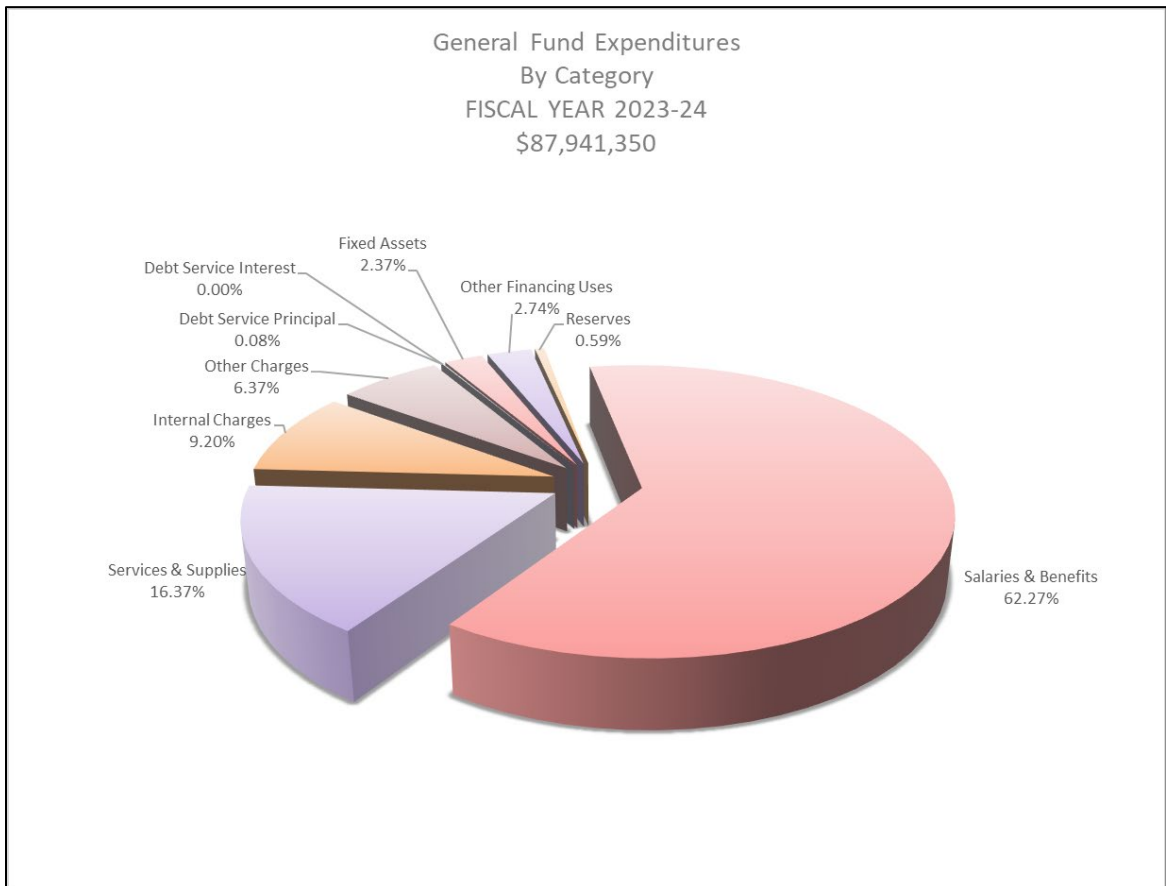
Revenue Category	FY 2023-2024 Recommended Budget	Percent
Taxes - Property	\$ 17,475,000	20.87%
Taxes - Other	\$ 4,115,000	4.91%
Taxes - Sales	\$ 1,750,000	2.09%
Licenses & Permits	\$ 819,961	0.98%
Fines & Forfeitures	\$ 1,057,750	1.26%
Use of Money & Property	\$ 728,750	0.87%
Aid From Other Govt Agencies	\$ 37,263,811	44.50%
Charges For Current Services	\$ 14,425,927	17.23%
Other Revenue	\$ 6,105,151	7.29%
TOTAL	\$ 83,741,350	100.00%





GENERAL FUND EXPENSES BY CATEGORY

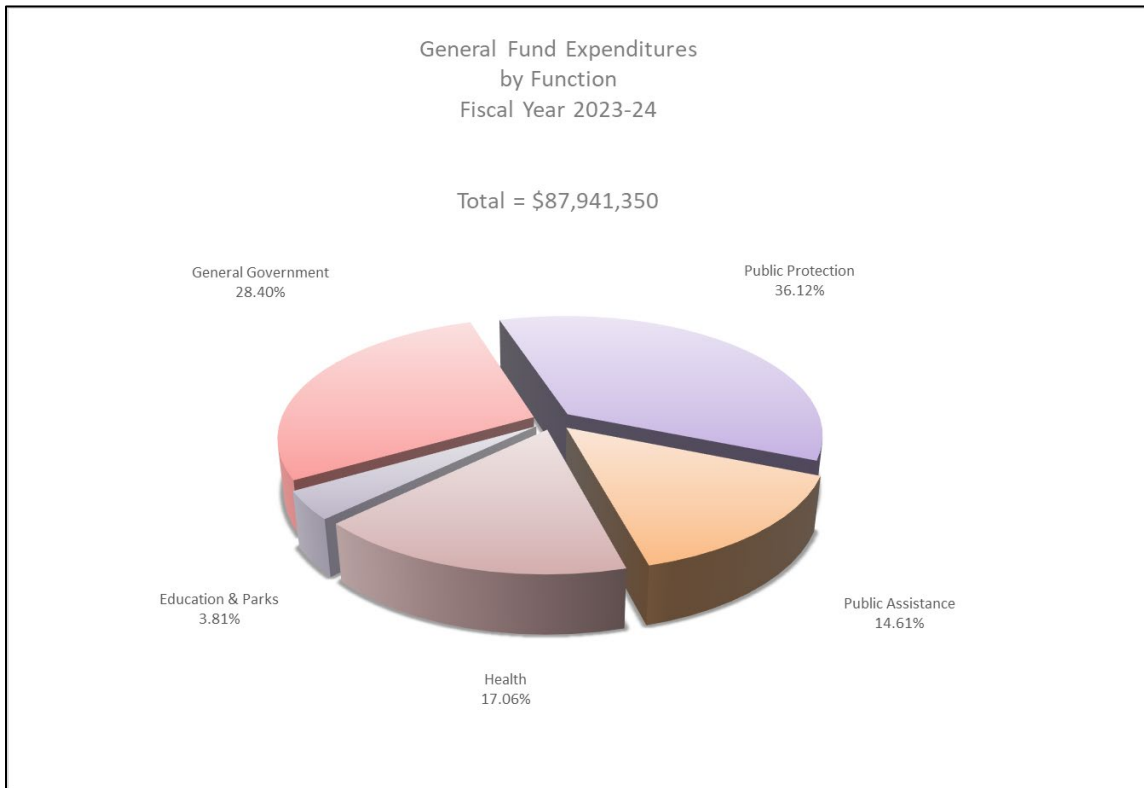
Revenue Category	FY 2023-2024 Recommended Budget	Percent
Salaries & Benefits	\$ 54,765,097	62.27%
Services & Supplies	\$ 14,395,089	16.37%
Internal Charges	\$ 8,089,953	9.20%
Other Charges	\$ 5,599,444	6.37%
Debt Service Principal	\$ 71,025	0.08%
Debt Service Interest	\$ 3,076	0.00%
Fixed Assets	\$ 2,083,717	2.37%
Other Financing Uses	\$ 2,413,949	2.74%
Reserves	\$ 520,000	0.59%
TOTAL	\$ 87,941,350	100.00%





GENERAL FUND EXPENSES BY FUNCTION

Expense Function	FY 2023-2024 Recommended Budget	Percent
General Government	\$ 24,979,362	28.40%
Public Protection	\$ 31,762,361	36.12%
Public Assistance	\$ 12,849,257	14.61%
Health	\$ 15,001,438	17.06%
Education & Parks	\$ 3,348,932	3.81%
TOTAL	\$ 87,941,350	100.00%





WORKFORCE OVERVIEW

WORKFORCE COST ANALYSIS

The cost of employee salaries and benefits represents approximately 45% of the Fiscal Year 2023-2024 Recommended Budget. Of \$156,244,001 in proposed expenses, \$71,079,628 is being spent on employee compensation. In the Recommended General Fund Budget, which does not usually include large capital outlays such as Road projects among its expenses, employee costs are 62% or \$54,765,097 of the \$87,941,350 Recommended General Fund Budget.

In addition to providing for an 8.4%, or \$945,755, increase in higher pension costs and a 14% increase, or \$920,034, in health insurance costs, the Recommended Budget includes an increase of 20%, or \$972,572, to retiree healthcare costs.

POSITION BREAKDOWN BY DEPARTMENT

The majority of Inyo County’s workforce (92%) are full-time, permanent employees. The table below provides an overview of the allocated positions which are part of the FY 23-24 Recommended Budget.

DEPARTMENT	ALLOCATED POSITIONS AS RECOMMENDED				TEMP. EMPLOYEES	FTEs	VACANT ²
	FULL	BPAR	APAR	TOTAL			
Administration	21	0	2	23	1	22.00	4
Ag Commissioner	7	0	0	7	5	7.00	3
Assessor	9	0	0	9	1	9.00	2
Auditor/Controller	9	0	0	9	0	9.00	0
Board of Supervisors	7	0	0	7	0	7.00	0
Child Support Services	9	0	0	9	2	9.00	3
Clerk-Recorder	6	0	0	6	15	6.00	0
County Counsel	4	0	0	4	0	4.00	0
District Attorney	14	0	0	14	0	14.00	2
Environmental Health ¹	8	0	0	8	0	9.00	2
Farm Advisor	1	0	0	1	0	1.00	0
Health & Human Svcs. ¹	142	20	5	167	1	156.00	46
Information Services	12	0	0	12	0	12.00	0
Library & Museum ¹	7	5	3	15	0	11.63	3
Planning	5	0	0	5	0	5.00	0
Probation ¹	20	2	0	22	0	25.45	10
Public Admin/Guardian	2	1	0	3	0	2.73	0
Public Works ¹	91	1	0	92	6	90.73	15
Sheriff ¹	85	2	0	87	8	87.45	13
Treasurer ¹	7	0	0	7	0	6.00	0
Water	10	0	0	10	3	10.00	2
TOTAL	476	31	10	517	42	503.975	105

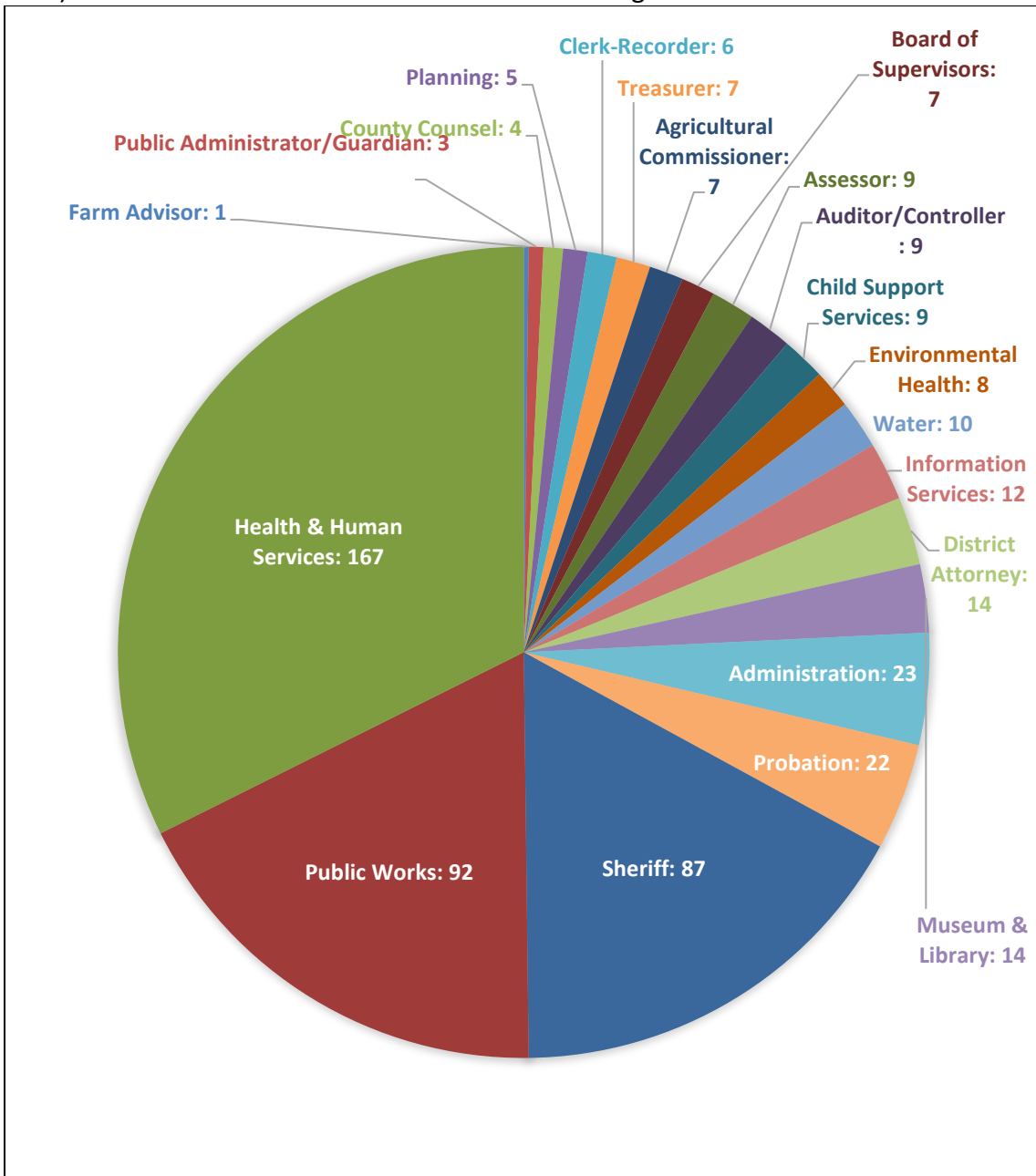
¹ Indicates departments which have a change in Allocated Positions (either increase or decrease) as part of FY 23-24 Budget. See Changes in Authorized Staffing section below for more information.

² Note that Vacancy numbers are based on a snapshot in time on September 1, 2023 and change daily.



TOTAL NUMBER OF ALLOCATED POSITIONS (FULL- AND PART-TIME)

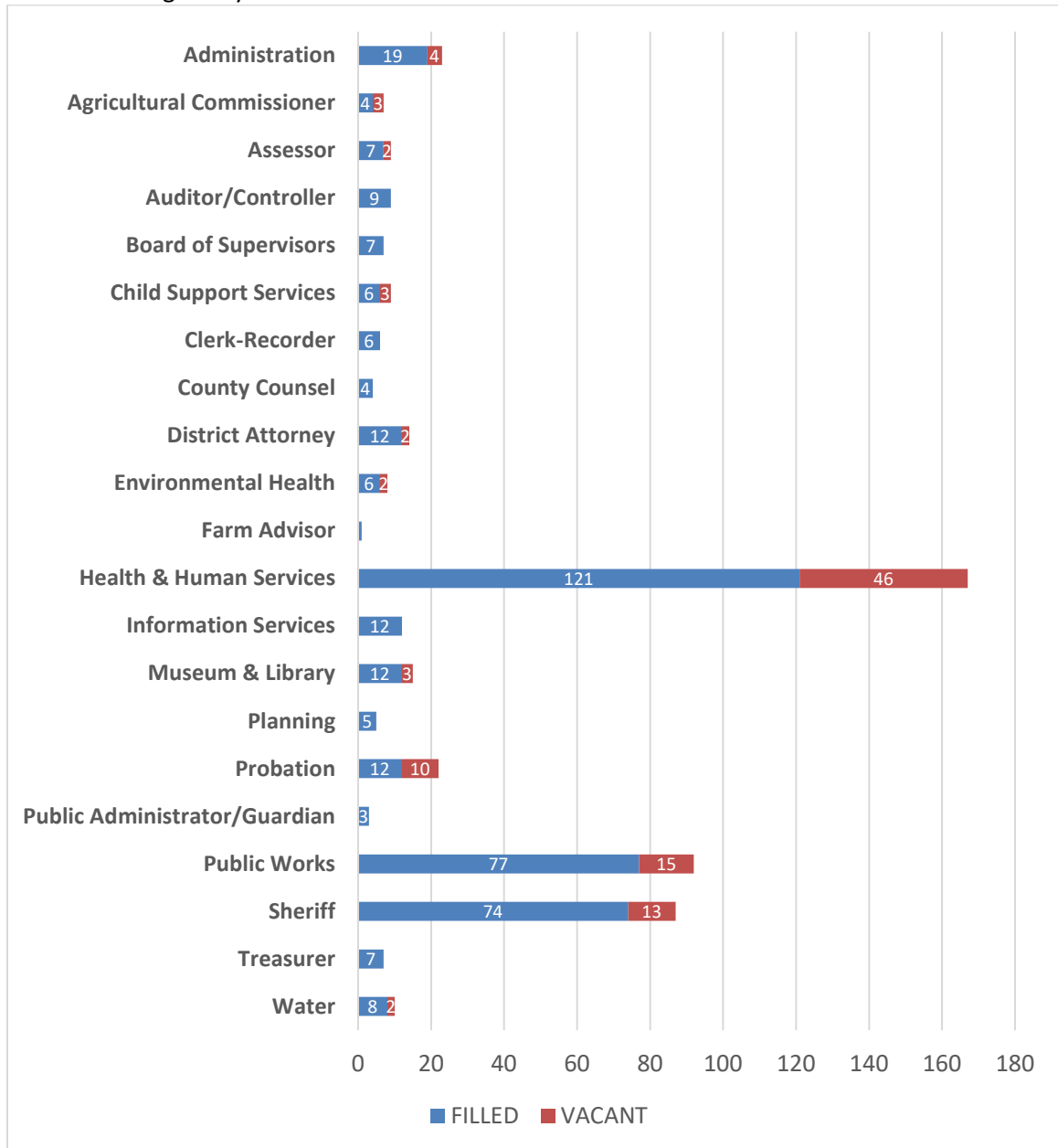
This chart represents the breakdown of Allocated Positions (both full-time and part-time) as included in the FY 23-24 Recommended Budget.





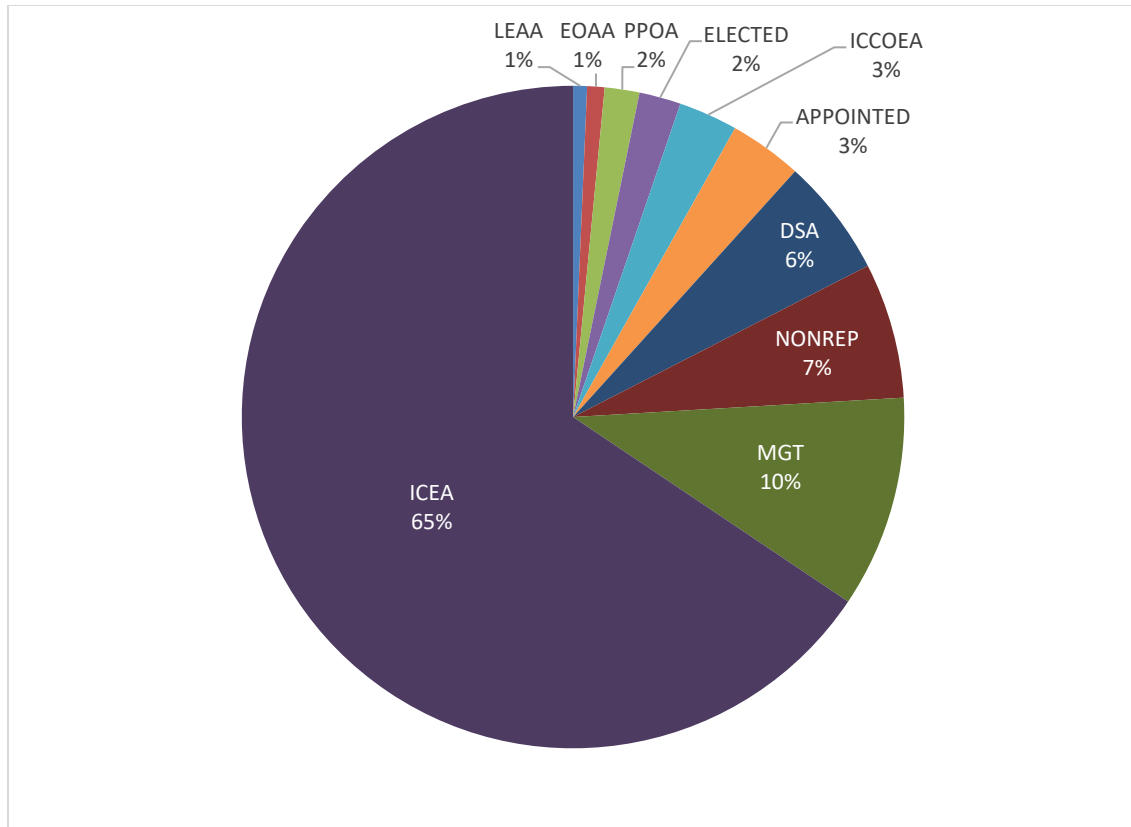
POSITIONS AND VACANCIES BY DEPARTMENT

The chart below depicts filled versus vacant positions by department per the FY 23-24 Recommended Budget based on a snapshot in time on September 1, 2023. Note that these numbers change daily.





EMPLOYEE REPRESENTATION



CHANGES IN AUTHORIZED STAFFING

This year’s Recommended Budget supports several requests to add, remove, reorganize, and reclassify personnel in departments’ Authorized Staffing. Those department requests, and the rationale for supporting or not supporting the requested change in the department’s Authorized Staffing, are further detailed in Attachment C. A summary of the recommended changes to the Authorized Staffing for all departments is shown below.

DEPARTMENT	ADDITIONS	DELETIONS	RECLASSIFICATIONS
Administration			1
Agricultural Commissioner			1
Auditor-Controller			1
Environmental Health	1	2	
Health & Human Services	4	1	6
Library	1		
Probation		5	2
Public Works	1		4
Sheriff		1	4
Treasurer - Tax Collector	1		
TOTALS	8	9	19



RESERVES AND CONTINGENCIES

RESERVES

A critical indicator of fiscal resiliency is growing and maintaining a healthy reserve balance. Reserves are a necessary safeguard against risks like a recession which can wreak havoc on revenues, or extreme events that demand a quick and decisive public safety response. The Government Finance Officers Association (GFOA) recommends that local governments maintain reserves equal to two months of operating expenses or 16.7% of total operating revenue.

The County has two reserve funds: General Reserves and Economic Stabilization. General Reserves is the most restricted of the two. The County may use these funds during development of the budget. After adoption of the budget, it requires a disaster, as defined in the Government Code, to justify a withdrawal during the fiscal year. Economic Stabilization is less restrictive and was set up by the County for the purpose of smoothing out impacts of economic downturns.

The General Reserve Fund Balance is \$6,730,608. This along with the Economic Stabilization balance of \$4,095,319 gives us a total reserve balance of \$10,825,927 – about 12.9% of this year’s projected General Fund revenues.

While we are still short of the GFOA’s recommendation, the County has made significant progress towards that goal in the last few years. The biggest contributing factor has been your Board’s policy to transfer unused Contingency funds into Reserves at the end of each fiscal year.

CONTINGENCIES

The Recommended Budget includes \$235,000 in General Fund contingencies. The policy for the last several years has been for unspent prior encumbrances and other identified unspent funds to be transferred to contingencies throughout the year. Last year, \$416,154 was added to the original \$411,247 budget; of that amount, \$41,705 was used and the remaining \$785,696 was transferred to General Reserves at the end of the fiscal year. As mentioned above, this policy has allowed the County to build reserves as part of its commitment to fiscal resiliency.

There is also a contingency appropriation of \$285,000 that is held in the Personnel budget and used for emergency purposes such as internal investigations and specialty attorney services for HR issues.



FUND BALANCE

The Recommended Budget utilizes \$4,200,000 of carryover fund balance, which is \$68,605 more than last year. Just like everyone's personal budgets, the County is feeling the impacts of inflation. Rather than contract operations, staff recommends using available fund balance. This decision was made in conjunction with an analysis of the County's financial condition where carryover fund balance is expected to be strong, and we are recommending a healthy contribution to reserves.

Despite the decision to use more fund balance this year, we remember that a critical step towards achieving fiscal resiliency **is** adopting a structurally balanced budget where recurring expenditures are fully paid with recurring revenues and no reliance on carryover balances. The goal for future budgets is to become more precise and focus on estimating revenues higher and closer to actual receipts. It can be scary to do this, but we have an expert budget team in our Senior Budget Analyst and Auditor-Controller. A word of caution, though – the more precise your budget, the less carryover fund balance you expect. This type of budgeting, at its best, allows the County to use carryover plus one-time revenues for one-time expenditures. Like all accounting, the textbook version is much easier than real life!

With the fund balance certified by the Auditor-Controller expected to exceed \$4,200,000, your Board of Supervisors may want to consider appropriating the additional funds to one or more of the following needs:

- General Fund Contingencies
- Transfer to Accumulated Capital Outlay fund to reserve for projects
- Economic Stabilization Fund
- General Reserve Fund
- Other Post Employment Benefits (OPEB) Trust
- Leave in Fund Balance as a form of accessible reserves
- Other priorities of your Board of Supervisors, identified during budget hearings and for which funding is not identified in the Recommended Budget *

**As is always the case with non-recurring funding, it is strongly recommended that these funds only be used for one-time costs.*



ACKNOWLEDGEMENTS

The development of a budget is truly a team effort that includes staff from all levels of the organization – from fiscal staff and senior managers at the department level, all the way to the Board of Supervisors. The Budget Team (led by Senior Budget Analyst Denelle Carrington and Auditor-Controller Amy Shepherd, with support from County Administrator Nate Greenberg) is continuously involved in the effort, responsible for bringing all of the pieces together and maintaining a comprehensive perspective over the budget effort and the bottom line.

This budget process would not have been possible without the knowledge, leadership, skill, and diligence of Denelle Carrington. Denelle’s thorough knowledge of process matched with a deep understanding of the unique characteristics of each department and their budget is truly the cornerstone of the Budget Team and overall effort.

Amy Shepherd’s years of experience were pivotal in developing a clear and accurate picture of revenues and the County’s overall financial position. Further, her ability to distill the complexities of government finance and communicate them clearly was critical to the success of the Budget Workshop.

Assistant County Administrator Sue Dishion was another key member of the Budget Team this year, bringing 30 years of perspective to the table around staffing and department operations. Additionally, the knitting together of this budget document was made possible with the talent and perspective of Darcy Ellis, Meaghan McCamman, and Rebecca Graves – thank you!

The Budget Team would also like to thank all department fiscal staff, supervisors, and Department Heads for their active engagement in the entire budget process. Their knowledge of program areas, funding streams, and individual needs is fundamental to pulling together a document as complex as this.

This year the Budget Team conducted a half-day Budget Workshop for the Board of Supervisors, departments, and the general public. This was extremely beneficial to everyone involved and offered the Board an opportunity to provide an initial reaction to the direction and strategic focus areas. The Budget Team is deeply appreciative of the feedback and confirmation received from the Board during this session.



SUMMARY OF RECOMMENDATIONS

1. Adopt the Fiscal Year 2023-2024 Budget as Recommended by the County Administrator, including the recommendations presented herein.
2. Provide direction with regard to the use of Fund Balance the Auditor-Controller may certify below or in excess of \$4,200,000.
3. In adopting the Final Budget, (a) direct the County Administrator and Auditor-Controller to make payments, greater than \$10,000, to Inter-Agency Visitor Center, Cal Expo Exhibit, and Tri-County Fairgrounds, and (b) direct the County Administrator to develop and execute contracts with all ongoing recipients of line-item grants and fishing promotion funding through the Community Project Sponsorship Program as revised by your Board of Supervisors on October 15, 2019, and provided for in the Advertising County Resources budget.
4. In adopting the Final Budget, direct the County Administrator to develop and execute contracts with all ongoing Grants-In-Support program funding recipients identified in the Grants-In-Support Budget.
5. Reaffirm the County Criminal Justice Realignment Policy adopted in Fiscal Year 2011-2012.
6. Set adoption of the Final Budget for September 26, 2023 or schedule a special meeting of the Board of Supervisors, depending on when Budget Hearings conclude.

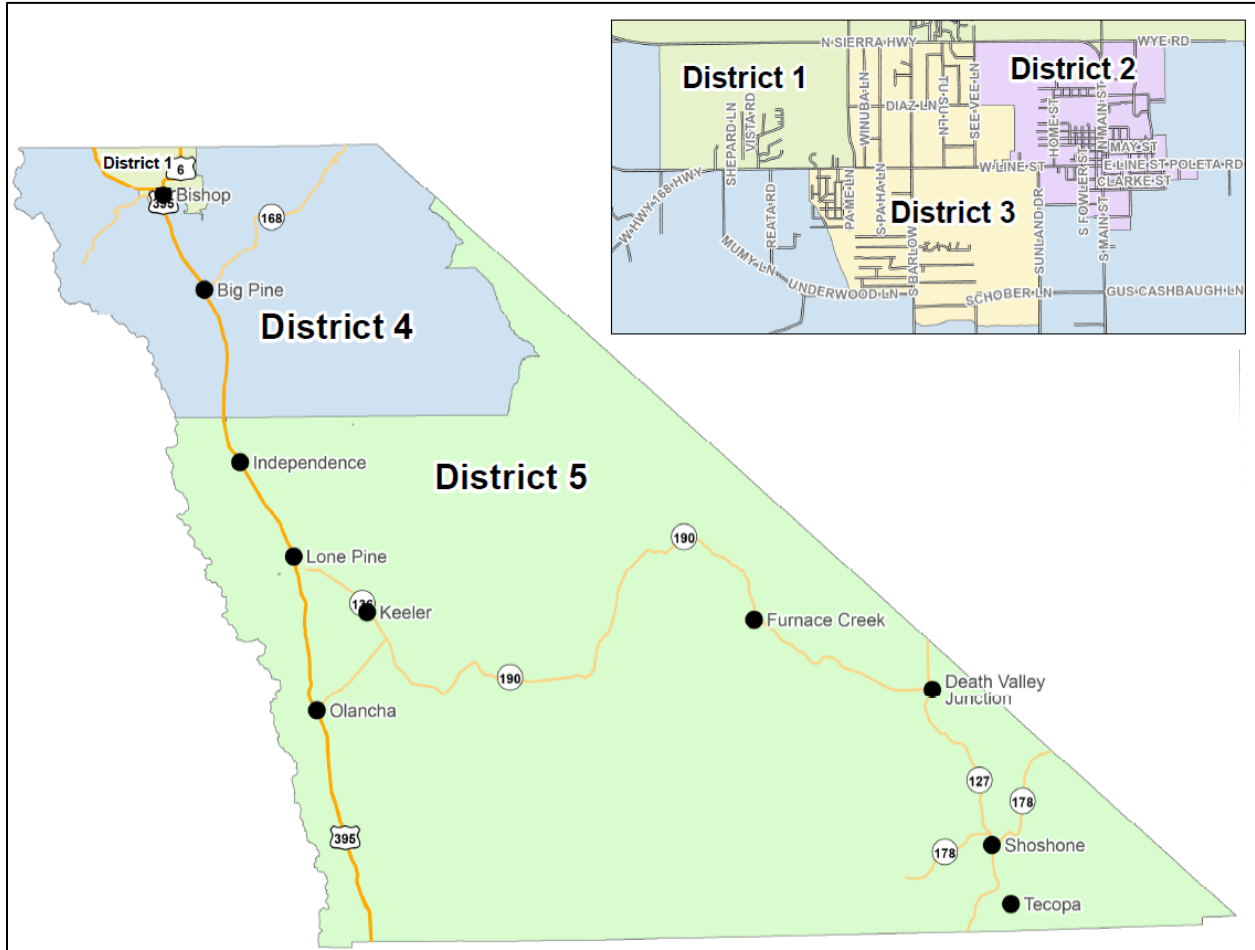
Submitted, September 1, 2023 by:

A handwritten signature in blue ink, appearing to read "Nate Greenberg", with a long horizontal flourish extending to the right.

Nate Greenberg
Budget Officer



SUPERVISOR DISTRICTS





BOARD OF SUPERVISORS

District 1:

Trina Orrill

(760) 878-8818

torrill@inyocounty.us

Took Office January, 2023



District 2:

Jeff Griffiths

(760) 937-0072

jgriffiths@inyocounty.us

Took Office January, 2013



District 3:

Scott Marcellin

(760) 878-8791

smarcellin@inyocounty.us

Took Office January, 2023



District 4:

Jennifer Roeser

(760) 878-8609

jroeser@inyocounty.us

Took Office January, 2021



District 5:

Matt Kingsley

(760) 878-8508

mkingsley@inyocounty.us

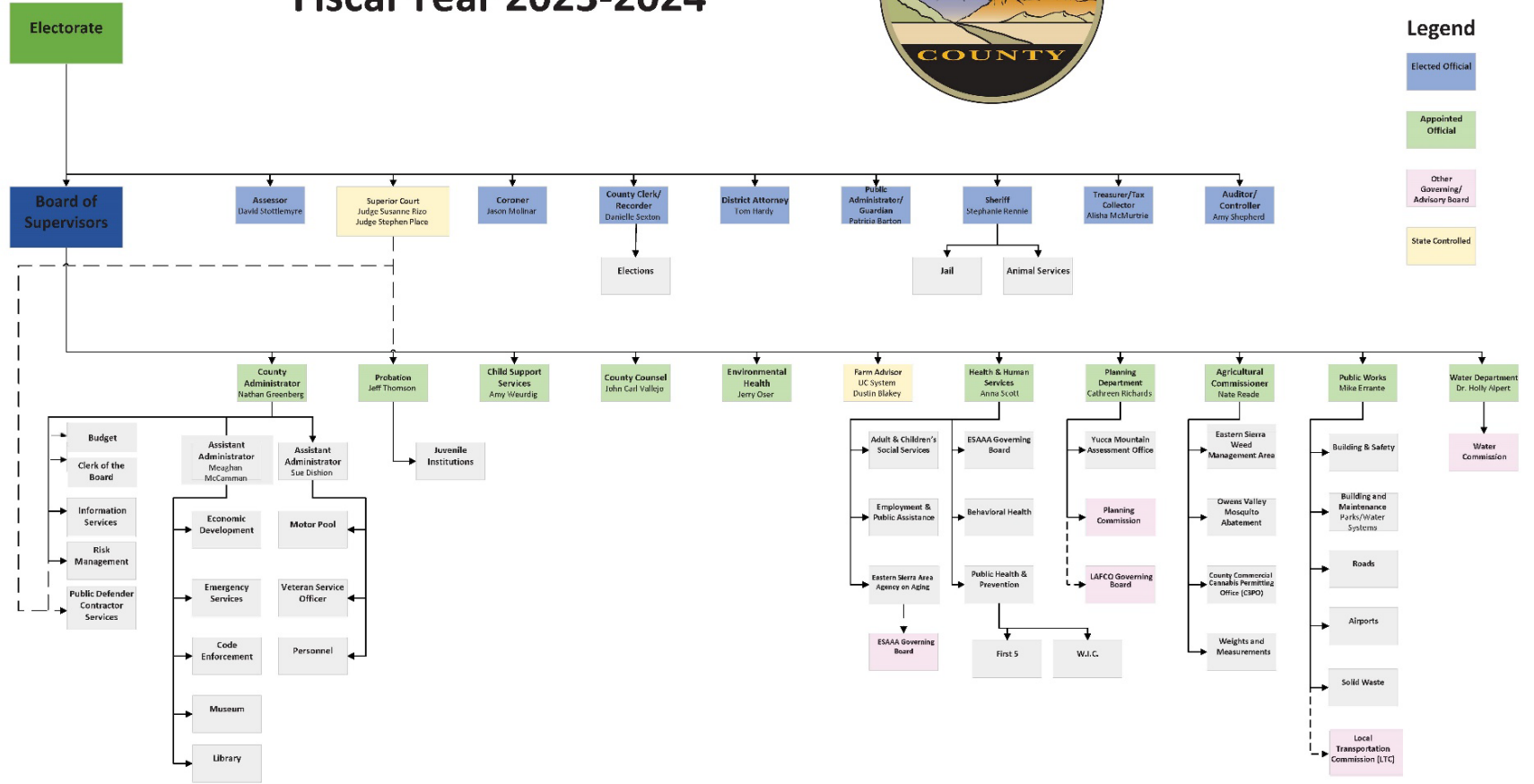
Took Office January, 2013





ORGANIZATIONAL CHARTS

Inyo County Organizational Chart Fiscal Year 2023-2024





COUNTY OFFICE INFORMATION

Per Board Resolution No. 2001-29, titled, "A Resolution of the Board of Supervisors, County of Inyo, State of California, Establishing Hours for County Offices," approved and adopted on April 17, 2001, the County Administrative Officer is to publish County office hours in the annual budget document for review of the Board of Supervisors, and once a year in the newspaper of record. Other than exceptions that are identified below, County offices are open for the transaction of the people’s business from 8 a.m. until 5 p.m. every day, except Saturday, Sunday, and holidays. All Departments are required to either have voicemail or make other arrangements to provide coverage during noontime and other times, as necessary, during the workday.

The Department Heads within the County structure have the flexibility and discretion to adjust the hours of operations to improve the service and program access to the citizens and residents of Inyo County. Listed below are the departments that have modified their office hours to maximize public access to their programs:

DEPARTMENT	DAYS	HOURS	LUNCH/CLOSURES
<u>Agriculture</u> Bishop	Monday-Friday	7:30 a.m.-4:00 p.m.	Open during lunch
<u>District Attorney</u> Independence Bishop	Mon, Tues, Thurs, Fri Monday-Friday	8 a.m.-4:30 p.m. 8 a.m.-5 p.m.	Open during lunch Closed for lunch 12-1 p.m.
<u>Clerk Recorder</u> Independence <u>Elections</u> Independence	Monday – Friday Monday – Friday	8:30 a.m.-4 p.m. 8:30 a.m.-5 p.m.	Closed for lunch 12-1 p.m.
<u>Environmental Health</u> Independence Bishop	Monday-Friday Monday-Friday	8 a.m.-5 p.m. 8 a.m.-5 p.m.	Closed for lunch 12-1 p.m. Closed for lunch 12-1 p.m.
<u>Farm Advisor</u> Bishop	Monday-Friday	8 a.m.-5 p.m.	Closed for lunch 12-1 p.m.
<u>Health & Human Services</u> Bishop Public Health Clinic Employment & Eligibility, Lone Pine Tecopa Big Pine Senior Center Bishop Senior Center Independence Senior Meals (155 E Market) Lone Pine Senior Center Bishop Wellness Center *staff are at Wellness from 4pm - 5pm but not open for walk-ins, staff are charting/cleaning at this time* Lone Pine Wellness Center	Monday-Friday Tues, Thurs Monday-Friday Monday-Friday Mon, Tues, Wed, Fri Monday-Friday Friday Monday-Friday Monday Tuesday-Friday Tuesday, Thursday	8 a.m.-5 p.m. 1 p.m.-4 p.m. 8 a.m.-5 p.m. 8 a.m.-4 p.m. 11:30 a.m.-12:30 p.m. 8 a.m.-1 p.m. 11:30 a.m.-12:30 p.m. 8 a.m.-1 p.m. 8-10 a.m./1-4 p.m. 8 a.m.-4 p.m. 9 a.m.-2 p.m.	Some programs may not have staff from 12-1 p.m. Walk ins welcome Closed for lunch 12-1 p.m. Closed for lunch 12-12:30 p.m. Open Upon Request Closed for lunch 12-1 p.m. Closed for lunch 12-1 p.m. Closed for lunch 12-1 p.m.



EXECUTIVE SUMMARY
ATTACHMENT A: ORGANIZATIONAL INFORMATION

DEPARTMENT	DAYS	HOURS	LUNCH/CLOSURES
Library			
Central Library	Tuesday-Friday	12-5 p.m.	
Big Pine Library	Tues, Thurs, Fri	12-5 p.m.	
	Wednesday	2-7 p.m.	
Bishop Library	Tuesday-Friday	10 a.m.-6 p.m.	
	Saturday	10 a.m. -2 p.m.	
Furnace Creek Library	Wednesday, Thursday	4:30-8:30 p.m.	
	Saturday	9 a.m.-12 p.m.	
Lone Pine Library	Tuesday- Friday	12-6 p.m.	
	Saturday	9 a.m.-12 p.m.	
Tecopa Library	Tuesday	9 a.m.-4 p.m.	
	Wednesday	9 a.m.-3 p.m.	
	Thursday	10 a.m.-4 p.m.	
Museum			
Independence	Monday-Sunday	10 a.m.-5 p.m.	
Probation			
Bishop	Monday	9 a.m.-5 p.m.	Closed for lunch 12-1 p.m.
	Tuesday-Friday	8 a.m.-5 p.m.	Closed for lunch 12-1 p.m.
Public Works			
Independence	Monday-Friday	8 a.m.-5 p.m.	Closed for lunch 12-1 p.m.
Public Works Building & Safety			
Bishop	Monday-Friday	8 a.m.-4:30 p.m.	
Independence	Monday-Friday	8 a.m.-5 p.m.	
Public Works Road Facilities			
Bishop Road Yard #1	Monday-Thursday	6 a.m.-4:30 p.m.	Closed Friday
Bishop Shop	Monday-Thursday	6 a.m.-4:30 p.m.	Closed Friday
Big Pine Road Yard	Tuesday-Friday	6 a.m.-4:30 p.m.	Closed Monday
Independence Road	Tuesday-Friday	6 a.m.-4:30 p.m.	Closed Monday
Mazourka Shop	Monday-Friday	6 a.m.-4:30 p.m.	
Lone Pine Road Yard	Monday-Thursday	6 a.m.-4:30 p.m.	Closed Friday
Shoshone Road Yard	Monday-Thursday	6 a.m.-4:30 p.m.	Closed Friday
Recycling & Waste Management			
Landfill Facilities			
Bishop-Sunland Landfill	Monday-Sunday	7:30 a.m.-3:30 p.m.	
Big Pine Transfer Station	Tuesday, Saturday	7:30 a.m.-3 p.m.	Closed for lunch 12-12:30 p.m.
Independence Landfill	Sunday, Thursday	7:30 a.m.-3:30 p.m.	
Lone Pine Landfill	Thurs, Fri, Sat, Sun, Mon	7:30 a.m.-3:30p.m.	
Sheriff's Office			
Lone Pine Substation	Monday – Friday	By Appt Only	Call 760-878-0383
Bishop	Monday – Friday	8 a.m.-5 p.m.	Closed for lunch 12-1 p.m.
Independence Administration	Monday – Friday	7 a.m.-4 p.m.	Closed for lunch 12-1 p.m.
Independence Jail	Monday – Friday	7 a.m.-4 p.m.	
Shoshone Substation	Monday – Friday	By Appt Only	Call 760-852-4313
Treasurer-Tax Collector			
Independence – Tax	Monday-Friday	8 a.m.-5 p.m.	Closed for lunch 12-1 p.m.
Independence – Treasury	Monday – Thursday	9 a.m.-12 p.m.	Closed for lunch 12-1 p.m.
	Fridays	Closed	
Veterans Office			
Bishop	Mon, Tues, Fri	8:30-11:30 a.m.	Appointments
Bishop	Mon, Tues, Fri	1-4 p.m.	Walk-Ins
Lone Pine	Wednesday	9 a.m.-3:30 p.m.	
Mono County	Thursday	9 a.m.-3:30 p.m.	

County of Inyo
Manpower Report

As of 7/1/2023

Page 1

AGRICULTURAL COMMISSIONER

Title	Salary	Range	Full	BPAR	APAR
AG BIOL WGHTS & MSRS INSPECTOR	\$4064 - 5547	060 - 065	1.00	0.00	0.00
AG CANNABIS INSPECTOR	\$4064 - 6252	060 - 070	1.00	0.00	0.00
AGRICULTURAL BIOLOGIST SUPV	\$6210 - 7545	078	1.00	0.00	0.00
AGRICULTURAL COMMISSIONER	\$8750 - 13582	150	1.00	0.00	0.00
FIELD TECHNICIAN	\$3373 - 4937	052 - 060	1.00	0.00	0.00
FIELD TECHNICIAN LEAD	\$4669 - 5683	066	1.00	0.00	0.00
OFFICE TECHNICIAN	\$3616 - 5295	055 - 063	1.00	0.00	0.00
Budget Officer Totals			7.00	0.00	0.00

ATTACHMENT B

County of Inyo
Manpower Report

As of 7/1/2023

Page 2

ASSESSOR

Title	Salary	Range	Full	BPAR	APAR
ADMIN ASSESSMENT ANALYST	\$5649 - 6868	074	1.00	0.00	0.00
APPRAISER	\$4903 - 6544	068 - 072	2.00	0.00	0.00
ASSESSOR	\$11646	ELEC	1.00	0.00	0.00
ASSESSOR ASSISTANT	\$8016 - 9741	088	1.00	0.00	0.00
AUDITOR APPRAISER	\$5141 - 7545	070 - 078	2.00	0.00	0.00
OFFICE TECHNICIAN	\$3616 - 5295	055 - 063	2.00	0.00	0.00
		Budget Officer Totals	9.00	0.00	0.00

County of Inyo
Manpower Report

As of 7/1/2023

AUDITOR - CONTROLLER

Title	Salary	Range	Full	BPAR	APAR
ADMINISTRATIVE ANALYST	\$4903 - 6544	068 - 072	1.00	0.00	0.00
AUDITOR ASSISTANT	\$8016 - 9741	088	1.00	0.00	0.00
AUDITOR CONTROLLER	\$11646	ELEC	1.00	0.00	0.00
MANAGEMENT ANALYST	\$6509 - 7918	080	1.00	0.00	0.00
OFFICE TECHNICIAN	\$3616 - 5295	055 - 063	4.00	0.00	0.00
PAYROLL MANAGER	\$6509 - 7918	080	1.00	0.00	0.00
Budget Officer Totals			9.00	0.00	0.00

County of Inyo
Manpower Report

As of 7/1/2023

BOARD OF SUPERVISORS

Title	Salary	Range	Full	BPAR	APAR
ASST CK TO BOS PUB REL LIAISON	\$6509 - 7918	080	1.00	0.00	0.00
OFFICE TECHNICIAN	\$3616 - 5295	055 - 063	1.00	0.00	0.00
SUPERVISOR	\$6245	ELEC	5.00	0.00	0.00
Budget Officer Totals			7.00	0.00	0.00

County of Inyo
Manpower Report

As of 7/1/2023

Page 5

CAO CULTURAL SERVICES

Title	Salary	Range	Full	BPAR	APAR
LIBRARIAN	\$3785 - 5295	057 - 063	4.00	2.00	2.00
LIBRARY DIRECTOR	\$6509 - 7918	080	1.00	0.00	0.00
LIBRARY MUSEUM ASSISTANT	\$2929 - 3915	046 - 050	0.00	2.00	0.00
LIBRARY SPECIALIST	\$2929 - 3915	046 - 050	0.00	1.00	0.00
MUSEUM ADMINISTRATOR	\$6210 - 7545	078	1.00	0.00	0.00
MUSEUM CURATOR COLL & EXHIBITS	\$4064 - 4937	060	1.00	0.00	0.00
Budget Officer Totals			7.00	5.00	2.00

County of Inyo
Manpower Report

As of 7/1/2023

CHILD SUPPORT SERVICES

Title	Salary	Range	Full	BPAR	APAR
ADMINISTRATIVE ANALYST	\$4903 - 6544	068 - 072	1.00	0.00	0.00
CHILD SUPPORT ATTORNEY	\$6663 - 9855	081 - 089	1.00	0.00	0.00
CHILD SUPPORT DIRECTOR	\$9582 - 11685	155	1.00	0.00	0.00
CHILD SUPPORT OFFICER	\$3785 - 5419	057 - 064	3.00	0.00	0.00
CHILD SUPPORT SUPERVISOR	\$5387 - 6544	072	1.00	0.00	0.00
OFFICE TECHNICIAN	\$3616 - 5295	055 - 063	1.00	0.00	0.00
PROGRAM MANAGER	\$6509 - 7918	080	1.00	0.00	0.00
Budget Officer Totals			9.00	0.00	0.00

County of Inyo
Manpower Report

As of 7/1/2023

COUNTY ADMINISTRATIVE OFFICER

Title	Salary	Range	Full	BPAR	APAR
ADMIN OPERATIONS ANALYST	\$5649 - 6868	074	1.00	0.00	0.00
ADMINISTRATIVE ANALYST	\$4903 - 6544	068 - 072	1.00	0.00	0.00
BUDGET ANALYST SENIOR	\$7915 - 9618	088	1.00	0.00	0.00
CAO ASSISTANT	\$11109 - 13503	160	2.00	0.00	0.00
CHIEF INFORMATION OFFICER	\$11109 - 13503	160	1.00	0.00	0.00
CHIEF INFORMATION OFFICER ASST	\$8730 - 10612	092	1.00	0.00	0.00
CODE ENFORCEMENT OFFICER	\$4903 - 5957	068	1.00	0.00	0.00
COUNTY ADMINISTRATIVE OFFICER	\$16879	180	1.00	0.00	0.00
EMERGENCY SERVICES MANAGER	\$6210 - 7545	078	1.00	0.00	0.00
EXEC DIRECTOR OF REGIONAL COOR	\$6509 - 7918	080	1.00	0.00	0.00
GIS ANALYST	\$5260 - 8303	071 - 082	2.00	0.00	0.00
MOTOR POOL HELPER	\$2929 - 3577	046	0.00	0.00	2.00
NETWORK ANALYST	\$5260 - 8303	071 - 082	3.00	0.00	0.00
NETWORK ANALYST SENIOR	\$7724 - 9381	087	1.00	0.00	0.00
OFFICE CLERK	\$3084 - 4098	048 - 052	1.00	0.00	0.00
OFFICE TECHNICIAN	\$3616 - 5295	055 - 063	3.00	0.00	0.00
PERSONNEL ANALYST	\$4903 - 6544	068 - 072	1.00	0.00	0.00
PERSONNEL ANALYST SENIOR	\$6210 - 7545	078	1.00	0.00	0.00
PERSONNEL ASSISTANT DIRECTOR	\$8730 - 10612	092	1.00	0.00	0.00
PROGRAMMER ANALYST	\$5260 - 8303	071 - 082	1.00	0.00	0.00
PROGRAMMER ANALYST SENIOR	\$7724 - 9381	087	2.00	0.00	0.00
REGIONAL BROADBAND	\$12752 - 15500	170	1.00	0.00	0.00
RISK MANAGER	\$8730 - 10612	092	1.00	0.00	0.00
SAFETY COORDINATOR	\$4669 - 5683	066	1.00	0.00	0.00
VETERAN SERVICES OFFICER	\$6210 - 7545	078	1.00	0.00	0.00
VETERAN SERVICES REP	\$4786 - 5809	067	1.00	0.00	0.00
WILDFIRE PREP CNTY COORDINATOR	\$4669 - 5683	066	1.00	0.00	0.00

ATTACHMENT B

County of Inyo
Manpower Report

As of 7/1/2023

Page 8

Budget Officer Totals	33.00	0.00	2.00
------------------------------	-------	------	------

ATTACHMENT B

County of Inyo
Manpower Report

As of 7/1/2023

COUNTY CLERK

Title	Salary	Range	Full	BPAR	APAR
CLERK REC ADMINISTRATIVE ASST	\$5141 - 6252	070	1.00	0.00	0.00
CLERK RECORDER	\$10634	ELEC	1.00	0.00	0.00
CLERK RECORDER ASSISTANT	\$7271 - 8836	084	1.00	0.00	0.00
OFFICE TECHNICIAN	\$3616 - 5295	055 - 063	3.00	0.00	0.00
		Budget Officer Totals	6.00	0.00	0.00

County of Inyo
Manpower Report

As of 7/1/2023

COUNTY COUNSEL

Title	Salary	Range	Full	BPAR	APAR
ADMINISTRATIVE LGL ASST TO CC	\$5141 - 6252	070	1.00	0.00	0.00
COUNTY COUNSEL	\$12637 - 15360	165	1.00	0.00	0.00
COUNTY COUNSEL ASSISTANT	\$11109 - 13503	160	1.00	0.00	0.00
COUNTY COUNSEL CHIEF DEPUTY	\$9862 - 11990	097	1.00	0.00	0.00
Budget Officer Totals			4.00	0.00	0.00

County of Inyo
Manpower Report

As of 7/1/2023

Page 11

DISTRICT ATTORNEY

Title	Salary	Range	Full	BPAR	APAR
DA ADMINISTRATIVE ASSISTANT	\$5141 - 6252	070	1.00	0.00	0.00
DA CRIMINAL INVESTIGATOR	\$7634 - 10853	081SC - 08	1.00	0.00	0.00
DA INVESTIGATOR 1	\$5979 - 8780	071SA - 07	1.00	0.00	0.00
DA INVESTIGATOR 2	\$6562 - 9183	074SB - 07	1.00	0.00	0.00
DISTRICT ATTORNEY	\$14685	ELEC	1.00	0.00	0.00
DISTRICT ATTORNEY ASSISTANT	\$9987 - 12144	097	1.00	0.00	0.00
DISTRICT ATTORNEY DEPUTY	\$7178 - 10612	084 - 092	1.00	0.00	0.00
DISTRICT ATTORNEY DEPY SENIOR	\$8949 - 10870	093	2.00	0.00	0.00
OFFICE CLERK	\$3084 - 4098	048 - 052	1.00	0.00	0.00
SECRETARY LEGAL	\$3704 - 5419	056 - 064	2.00	0.00	0.00
VICTIM WITNESS ASSISTANT	\$3528 - 4292	054	1.00	0.00	0.00
VICTIM WITNESS COORDINATOR	\$4351 - 5295	063	1.00	0.00	0.00
Budget Officer Totals			14.00	0.00	0.00

County of Inyo
Manpower Report

As of 7/1/2023

Page 12

ENVIRONMENTAL HEALTH

Title	Salary	Range	Full	BPAR	APAR
ENVIRONMENTAL HEALTH DEPY DIR	\$7915 - 9618	088	1.00	0.00	0.00
ENVIRONMENTAL HEALTH DIRECTOR	\$8750 - 13582	150	1.00	0.00	0.00
ENVIRONMENTAL HEALTH REHS	\$5260 - 7728	071 - 079	1.00	0.00	0.00
ENVIRONMENTAL HEALTH TECH	\$4064 - 4937	060	1.00	0.00	0.00
ENVIRONMENTAL HEALTH TRAINEE	\$4786 - 5809	067	1.00	0.00	0.00
ENVIRONMENTAL HEALTH WATER	\$7915 - 9618	088	1.00	0.00	0.00
HAZARD MATERIALS MGR SENIOR	\$7178 - 8725	084	1.00	0.00	0.00
LABORATORY TECHNICIAN	\$4064 - 5547	060 - 065	1.00	0.00	0.00
OFFICE TECHNICIAN	\$3616 - 5295	055 - 063	1.00	0.00	0.00
Budget Officer Totals			9.00	0.00	0.00

ATTACHMENT B

County of Inyo
Manpower Report

As of 7/1/2023

Page 13

FARM ADVISOR

Title	Salary	Range	Full	BPAP	APAR
OFFICE CLERK	\$3084 - 4098	048 - 052	1.00	0.00	0.00
Budget Officer Totals			1.00	0.00	0.00

County of Inyo
Manpower Report

As of 7/1/2023

HEALTH & HUMAN SERVICES

Title	Salary	Range	Full	BPAR	APAR
ADDICTION COUNSELOR	\$3969 - 5683	059 - 066	3.00	1.00	2.00
ADDICTION SUPERVISOR	\$5387 - 6544	072	1.00	0.00	0.00
ADMINISTRATIVE ANALYST	\$4903 - 6544	068 - 072	7.00	0.00	0.00
AGING SERVICES SUPERVISOR	\$5141 - 6252	070	1.00	0.00	0.00
CAREGIVER RESIDENTIAL	\$3455 - 4937	053 - 060	6.00	1.00	0.00
CLINICAL ADMINISTRATOR	\$7536 - 9159	086	1.00	0.00	0.00
COVID PROGRAM MANAGER	\$6509 - 7918	080	1.00	0.00	0.00
COVID RESPONSE COORDINATOR	\$4351 - 5295	063	1.00	0.00	0.00
COVID RESPONSE SPECIALIST	\$4064 - 4937	060	0.00	4.00	0.00
EQUITY & DIVERSITY COORDINATOR	\$5387 - 6544	072	1.00	0.00	0.00
FIRST SUPERVISOR	\$5923 - 7202	076	1.00	0.00	0.00
FOOD COOK	\$3296 - 3997	051	1.00	2.00	0.00
FOOD COOK SUPERVISOR	\$3875 - 4714	058	1.00	0.00	0.00
HEALTH OFFICER	\$17083.33	CONT	1.00	0.00	0.00
HHS ADMINISTRATIVE ASSISTANT	\$5141 - 6252	070	1.00	0.00	0.00
HHS ASSISTANT DIRECTOR	\$8730 - 10612	092	1.00	0.00	0.00
HHS DEPUTY DIRECTOR AGING & SS	\$7915 - 9618	088	1.00	0.00	0.00
HHS DEPUTY DIRECTOR BEHAV HLTH	\$7915 - 9618	088	1.00	0.00	0.00
HHS DEPUTY DIRECTOR PUB HEALTH	\$7915 - 9618	088	1.00	0.00	0.00
HHS DEPUTY FISCAL & SPECIAL OP	\$7915 - 9618	088	1.00	0.00	0.00
HHS DIRECTOR	\$11109 - 13503	160	1.00	0.00	0.00
HHS SPECIALIST	\$3218 - 4937	050 - 060	10.00	1.00	2.00
HUMAN SERVICES SUPERVISOR	\$5141 - 6252	070	4.00	0.00	0.00
HUMAN SERVICES SUPERVISOR ASST	\$4560 - 5547	065	0.00	1.00	0.00
INNOVATION & GRANT MANAGER	\$6509 - 7918	080	1.00	0.00	0.00
INTEGRATED CASE WORKER	\$4064 - 5809	060 - 067	12.00	0.00	0.00
LONG TERM CARE OMBUDSMAN	\$5387 - 6544	072	1.00	0.00	0.00
MANAGEMENT ANALYST	\$6509 - 7918	080	1.00	0.00	0.00

ATTACHMENT B

**County of Inyo
Manpower Report**

As of 7/1/2023

Page 15

MHSA COMPLIANCE MANAGER	\$6509 - 7918	080	1.00	0.00	0.00
NURSE PHN SUPERVISOR	\$7536 - 9159	086	1.00	0.00	0.00
NURSE PUBLIC HEALTH	\$6509 - 7918	080	1.00	0.00	0.00
NURSE REGISTERED	\$6210 - 7545	078	5.00	0.00	0.00
NURSE REGISTERED BEHAV HEALTH	\$6210 - 7918	078 - 080	2.00	0.00	0.00
NURSE SUPERVISING	\$7178 - 8725	084	1.00	0.00	0.00
OFFICE CLERK	\$3084 - 4098	048 - 052	6.00	0.00	0.00
OFFICE CLERK SUPERVISOR	\$4669 - 5683	066	1.00	0.00	0.00
OFFICE TECHNICIAN	\$3616 - 5295	055 - 063	5.00	0.00	0.00
OPERATIONS MANAGER TECOPA	\$4786 - 5809	067	1.00	0.00	0.00
PARENT PARTNER	\$3218 - 3915	050	1.00	0.00	0.00
PEER SUPPORT SPECIALIST	\$3218 - 3915	050	1.00	0.00	0.00
PREVENTION SPECIALIST	\$4064 - 5683	060 - 066	9.00	1.00	0.00
PROG INTEGRITY QA MNGR SENIOR	\$7178 - 8725	084	1.00	0.00	0.00
PROGRAM MANAGER	\$6509 - 7918	080	1.00	0.00	0.00
PROGRAM MANAGER CHILD ADULT	\$6509 - 7918	080	1.00	0.00	0.00
PROGRAM MANAGER DISASTER	\$6509 - 7918	080	1.00	0.00	0.00
PROGRAM MANAGER FIRST FIVE	\$6509 - 7918	080	1.00	0.00	0.00
PROGRAM MANAGER PREVENTION	\$6509 - 7918	080	1.00	0.00	0.00
PROGRAM SERVICES ASST	\$2929 - 3915	046 - 050	0.00	8.00	1.00
PROGRAM SUPERVISOR	\$5141 - 6252	070	1.00	0.00	0.00
PROGRESS HOUSE SUPERVISOR	\$5387 - 6544	072	1.00	0.00	0.00
PSYCHIATRIST	\$0		1.00	0.00	0.00
PSYCHIATRIST PART TIME	\$10355 - 12594	099	0.00	1.00	0.00
PSYCHOTHERAPIST	\$6663 - 8104	081	5.00	0.00	0.00
RE-ENTRY SERVICES COORDINATOR	\$5514 - 6707	073	1.00	0.00	0.00
REGISTERED DIETITIAN NUTRITION	\$5649 - 6868	074	1.00	0.00	0.00
SECRETARY ADMINISTRATIVE	\$3704 - 5419	056 - 064	3.00	0.00	0.00
SOCIAL SERVICES AIDE	\$4064 - 4937	060	5.00	0.00	0.00
SOCIAL WORKER	\$4560 - 6707	065 - 073	15.00	0.00	0.00
SOCIAL WORKER SUPERVISOR	\$5923 - 7545	076 - 078	2.00	0.00	0.00
WELLNESS CENTER PRG SUPERVISOR	\$5141 - 6252	070	1.00	0.00	0.00

ATTACHMENT B

County of Inyo
Manpower Report

As of 7/1/2023

Page 16

Budget Officer Totals	139.00	20.00	5.00
------------------------------	--------	-------	------

ATTACHMENT B

County of Inyo
Manpower Report

As of 7/1/2023

Page 17

PLANNING

Title	Salary	Range	Full	BPAR	APAR
PLANNING ASSISTANT	\$5141 - 6252	070	1.00	0.00	0.00
PLANNING ASSOCIATE	\$5649 - 6868	074	2.00	0.00	0.00
PLANNING DIRECTOR	\$8750 - 13582	150	1.00	0.00	0.00
PROJECT COORDINATOR	\$4669 - 5683	066	1.00	0.00	0.00
Budget Officer Totals			5.00	0.00	0.00

County of Inyo
Manpower Report

As of 7/1/2023

PROBATION

Title	Salary	Range	Full	BPAR	APAR
ADMINISTRATIVE ANALYST	\$4903 - 6544	068 - 072	1.00	0.00	0.00
OFFICE CLERK	\$3084 - 4098	048 - 052	1.00	0.00	0.00
OFFICE TECHNICIAN	\$3616 - 5295	055 - 063	1.00	0.00	0.00
PROBATION CHIEF OFFICER	\$9582 - 11685	155	1.00	0.00	0.00
PROBATION DEPUTY CHIEF OFFICER	\$7915 - 9618	088	1.00	0.00	0.00
PROBATION MANAGER	\$6663 - 8104	081	1.00	0.00	0.00
PROBATION OFFICER	\$4692 - 6575	067 - 073	7.00	0.00	0.00
PROBATION SERVICES COORDINATOR	\$4692 - 5695	067	1.00	0.00	0.00
REHAB SPECIALIST	\$3983 - 5314	060 - 064	8.00	2.00	0.00
SECRETARY LEGAL	\$3704 - 5419	056 - 064	2.00	0.00	0.00
Budget Officer Totals			24.00	2.00	0.00

County of Inyo
Manpower Report

As of 7/1/2023

PUBLIC ADMINISTRATOR

Title	Salary	Range	Full	BPAR	APAR
PUBLIC ADMIN GUARD DEPUTY	\$4903 - 5957	068	1.00	0.00	0.00
PUBLIC ADMINISTRATOR GUARD	\$7258	ELEC	1.00	0.00	0.00
PUBLIC GUARDIAN SPECIALIST	\$3785 - 4598	057	0.00	1.00	0.00
Budget Officer Totals			2.00	1.00	0.00

County of Inyo
Manpower Report

As of 7/1/2023

PUBLIC WORKS

Title	Salary	Range	Full	BPAR	APAR
ADMINISTRATIVE ANALYST	\$4903 - 6544	068 - 072	2.00	0.00	0.00
AIRPORT SUPERVISOR OPERATIONS	\$5260 - 6396	071	1.00	0.00	0.00
AIRPORT TECHNICIAN	\$3704 - 4937	056 - 060	2.00	0.00	0.00
AIRPORT TECHNICIAN PART TIME	\$3528 - 4292	054	0.00	1.00	0.00
BUILDING INSPECTOR	\$4903 - 5957	068	1.00	0.00	0.00
BUILDING MAINTENANCE WATER SUP	\$5260 - 6707	071 - 073	1.00	0.00	0.00
BUILDING MAINTENANCE WORKER	\$3704 - 5419	056 - 064	4.00	0.00	0.00
BUILDING TECHNICAL OFFICIAL	\$6210 - 7545	078	1.00	0.00	0.00
CUSTODIAN	\$3218 - 4292	050 - 054	5.00	0.00	0.00
ENGINEER ASSOCIATE CIVIL	\$6838 - 8303	082	1.00	0.00	0.00
ENGINEER SENIOR CIVIL	\$7354 - 8941	085	1.00	0.00	0.00
ENGINEERING ASSISTANT	\$5260 - 7031	071 - 075	5.00	0.00	0.00
ENGINEERING TECHNICIAN	\$4157 - 5683	061 - 066	1.00	0.00	0.00
EQUIPMENT MECHANIC HEAVY	\$4157 - 5295	061 - 063	4.00	0.00	0.00
EQUIPMENT MECHANIC OPERATOR	\$4157 - 5295	061 - 063	2.00	0.00	0.00
EQUIPMENT MECHANIC TRAINEE	\$3218 - 4098	050 - 052	1.00	0.00	0.00
EQUIPMENT OPERATOR HEAVY	\$3875 - 4937	058 - 060	17.00	0.00	0.00
EQUIPMENT OPERATOR LEAD	\$4669 - 5683	066	3.00	0.00	0.00
GATE ATTENDANT	\$3218 - 4098	050 - 052	7.00	0.00	0.00
MANAGEMENT ANALYST SENIOR	\$7178 - 8725	084	1.00	0.00	0.00
OFFICE TECHNICIAN	\$3616 - 5295	055 - 063	8.00	0.00	0.00
PARK MANAGER	\$5260 - 6396	071	1.00	0.00	0.00
PARK SPECIALIST	\$3218 - 4494	050 - 056	4.00	0.00	0.00
PARK SPECIALIST LEAD	\$4157 - 5049	061	2.00	0.00	0.00
PLANNING TRANSPORTATION	\$5649 - 6868	074	1.00	0.00	0.00
PUBLIC WORKS ASSISTANT DIR	\$8730 - 10612	092	1.00	0.00	0.00
PUBLIC WORKS DEPUTY	\$7915 - 9618	088	4.00	0.00	0.00
PUBLIC WORKS DIRECTOR	\$11109 - 13503	160	1.00	0.00	0.00

ATTACHMENT B

County of Inyo
Manpower Report

As of 7/1/2023

Page 21

ROAD MAINTENANCE SUPERVISOR	\$5260 - 6396	071	4.00	0.00	0.00
ROAD MAINTENANCE WORKER	\$3218 - 4098	050 - 052	2.00	0.00	0.00
ROAD SHOP SUPERVISOR	\$5260 - 6396	071	1.00	0.00	0.00
SOLID WASTE FOREMAN	\$5260 - 6396	071	1.00	0.00	0.00
Budget Officer Totals			90.00	1.00	0.00

County of Inyo
Manpower Report

As of 7/1/2023

SHERIFF

Title	Salary	Range	Full	BPAR	APAR
ANIMAL CONTROL OFFICER	\$3704 - 4937	056 - 060	2.00	0.00	0.00
ANIMAL CONTROL SUPERVISOR	\$4461 - 5419	064	1.00	0.00	0.00
CIVIL OFFICER	\$4461 - 6252	064 - 070	1.00	0.00	0.00
CORPORAL	\$5678 - 8335	070SA - 07	7.00	0.00	0.00
CORRECTIONAL OFFICER	\$4518 - 6366	064 - 070	22.00	0.00	0.00
DEPUTY	\$5169 - 7595	067SA - 06	19.00	0.00	0.00
EVIDENCE TECHNICIAN	\$4461 - 6252	064 - 070	1.00	1.00	0.00
FOOD COOK	\$3296 - 3997	051	3.00	1.00	0.00
FOOD COOK SUPERVISOR	\$3875 - 4714	058	1.00	0.00	0.00
INVESTIGATOR	\$5979 - 8780	071SA - 07	3.00	0.00	0.00
LIEUTENANT	\$7634 - 10853	081SC - 08	3.00	0.00	0.00
OFFICE TECHNICIAN	\$3616 - 5295	055 - 063	4.00	0.00	0.00
PUBLIC INFORMATION OFFICER	\$6210 - 7545	078	1.00	0.00	0.00
PUBLIC SAFETY DISPATCHER	\$3785 - 5683	057 - 066	6.00	0.00	0.00
SERGEANT	\$6250 - 9183	074SA - 07	5.00	0.00	0.00
SHELTER ASSISTANT	\$2929 - 3577	046	3.00	0.00	0.00
SHERIFF	\$0		1.00	0.00	0.00
SHERIFF ADMINISTRATIVE ASST	\$5141 - 6252	070	1.00	0.00	0.00
SUPPORT SERVICES ANALYST	\$4903 - 5957	068	1.00	0.00	0.00
UNDERSHERIFF	\$8179 - 11624	085SC - 08	1.00	0.00	0.00
Budget Officer Totals			86.00	2.00	0.00

ATTACHMENT B

County of Inyo
Manpower Report

As of 7/1/2023

Page 23

TREASURER

Title	Salary	Range	Full	BPAR	APAR
MANAGEMENT ANALYST	\$6509 - 7918	080	1.00	0.00	0.00
OFFICE TECHNICIAN	\$3616 - 5295	055 - 063	3.00	0.00	0.00
TREASURER TAX COLLECTOR	\$10634	ELEC	1.00	0.00	0.00
TREASURER TAX COLLECTOR ASST	\$7271 - 8836	084	1.00	0.00	0.00
		Budget Officer Totals	6.00	0.00	0.00

County of Inyo
Manpower Report

As of 7/1/2023

WATER

Title	Salary	Range	Full	BPAR	APAR
ADMINISTRATIVE ANALYST	\$4903 - 6544	068 - 072	1.00	0.00	0.00
MITIGATION PROJECT MANAGER	\$6509 - 7918	080	1.00	0.00	0.00
RESEARCH ASSISTANT	\$4461 - 5419	064	1.00	0.00	0.00
SALT CEDAR MANAGER	\$5387 - 6544	072	1.00	0.00	0.00
SCIENTIST SENIOR	\$6838 - 8303	082	3.00	0.00	0.00
VEGETATION MANAGER	\$5387 - 6544	072	1.00	0.00	0.00
WATER DEPUTY DIRECTOR	\$7915 - 9618	088	1.00	0.00	0.00
WATER DIRECTOR	\$9582 - 11685	155	1.00	0.00	0.00
Budget Officer Totals			10.00	0.00	0.00

ATTACHMENT B

County of Inyo
Manpower Report

As of 7/1/2023

Page 25

Report Totals	Full	BPAR	APAR
	477.00	31.00	9.00

ATTACHMENT C
PERSONNEL ACTION TABLE - FY 2023-24

POSITIONS RECOMMENDED FOR ELIMINATION

DEPARTMENT	POSITION TITLE	RANGE	REASON FOR DELETION
ENVIRONMENTAL HEALTH	DEPUTY DIRECTOR OF ENVIRONMENTAL HEALTH	88	DEPARTMENT REQUEST
ENVIRONMENTAL HEALTH	WATER MANAGER	88	DEPARTMENT REQUEST
HEALTH & HUMAN SERVICES	PREVENTION SPECIALIST I (BPAR)	60 PT	DEPARTMENT REQUEST
PROBATION	LEGAL SECRETARY	56	DEPARTMENT REQUEST
PROBATION	PROBATION OFFICER	67	DEPARTMENT REQUEST
PROBATION	REHABILITATION SPECIALIST I (BPAR) (2)	60 PT	DEPARTMENT REQUEST
PROBATION	REHABILITATION SPECIALIST I	60	DEPARTMENT REQUEST
SHERIFF	CORPORAL (WHEN VACANT IN JANUARY)	70	DEPARTMENT REQUEST

POSITIONS RECOMMENDED TO BE ADDED TO DEPARTMENTS

DEPARTMENT	POSITION TITLE	RANGE
ENVIRONMENTAL HEALTH	ENVIRONMENTAL HEALTH TRAINEE	67
HEALTH & HUMAN SERVICES	EMPLOYMENT AND TRAINING WORKER	67
HEALTH & HUMAN SERVICES	HOME VISITING SUPERVISOR	70
HEALTH & HUMAN SERVICES	PREVENTION SPECIALIST I - FULL-TIME	60
HEALTH & HUMAN SERVICES	PUBLIC HEALTH COORDINATOR	74
COUNTY ADMINISTRATIVE OFFICER	LIBRARIAN 1 (ON-CALL APAR)	57 PT
PUBLIC WORKS	LEAD EQUIPMENT OPERATOR (SOUTH COUNTY)	66
TREASURER-TAX COLLECTOR	ADMINISTRATIVE ANALYST I	68

CHANGES IN AUTHORIZED STAFFING TO DEPARTMENTS

DEPARTMENT	POSITION TO BE DELETED	RANGE	POSITION TO BE ADDED	RANGE
AGRICULTURAL COMMISSION	AGRICULTURAL BIOLOGIST SUPERVISOR	78	DEPUTY AGRICULTURAL COMMISSIONER	83
AUDITOR-CONTROLLER	OFFICE TECHNICIAN III	63	PAYROLL ANALYST I	68
COUNTY ADMINISTRATOR	OFFICE CLERK III	52	OFFICE TECHNICIAN I	55
HEALTH & HUMAN SERVICES	HUMAN SERVICES SUPERVISOR (2)	70	SUPERVISING INTEGRATED CASE WORKERS (2)	70
HEALTH & HUMAN SERVICES	HUMAN SERVICES SUPERVISOR (1)	70	TOBACCO EDUCATION SUPERVISOR (1)	70
HEALTH & HUMAN SERVICES	HUMAN SERVICES SUPERVISOR ASSISTANT (BPAR)	65 PT	AGING SERVICES SUPERVISOR ASSISTANT (BPAR)	65 PT
HEALTH & HUMAN SERVICES	REGISTERED DIETITIAN NUTRITION	74	SUPERVISING REGISTERED DIETITION	78
HEALTH & HUMAN SERVICES	PROGRAM MANAGER	80	DEPUTY DIRECTOR OF PUBLIC ASSISTANCE AND AGING	88
HEALTH & HUMAN SERVICES	DEPUTY DIRECTOR OF AGING AND SOCIAL SERVICES	88	DEPUTY DIRECTOR OF SOCIAL AND PLACEMENT SERVICES	88
PROBATION	ADMINISTRATIVE ANALYST I	72	PROBATION OPERATIONS ANALYST	74
PROBATION	OFFICE CLERK III	52	OFFICE TECHNICIAN I	55
PUBLIC WORKS	OFFICE TECHNICIAN III	63	ADMINISTRATIVE ANALYST I	68
PUBLIC WORKS	BUILDING TECHNICAL OFFICIAL	78	BUILDING ASSOCIATE OFFICIAL (ONCE PERSONNEL HAS FINALIZED REQUIREMENTS)	80
PUBLIC WORKS	TRANSPORTATION PLANNER	74	SENIOR PLANNER	78
PUBLIC WORKS	ROAD MAINTENANCE SUPERVISOR	71	FACILITIES OPERATIONS SUPERVISOR	75
SHERIFF	LIEUTENANT	81	ASSISTANT SHERIFF	83
SHERIFF	CORRECTIONAL OFFICER III (4)	70	CORPORAL CORRECTIONAL OFFICER (4)	74
SHERIFF	OFFICE TECHNICIAN III	63	RECORDS SUPPORT ANALYST	68
SHERIFF	EVIDENCE TECHNICIAN II (BPAR)	67 PT	EVIDENCE TECHNICIAN II (FULL-TIME)	67

CHANGES IN AUTHORIZED STAFFING

AGRICULTURAL COMMISSIONER/SEALER

The Recommended Budget supports the department's request to change one (1) Agricultural Biologist Supervisor (Range 78) to a Deputy Agricultural Commissioner (Range 83) depending on the successful application of such new position. The department is currently recruiting for both positions. If the successful candidate comes in at the Agriculture Biologist Supervisor title then the change will not be made, however the Budget Team wanted the department to have some options during the recruitment process.

AUDITOR-CONTROLLER

The Recommended Budget does support the department's request to reclassify one (1) Office Technician III (Range 63) to a Payroll Analyst I (Range 68). With the increased volume of payroll transactions, the additional demands placed upon the Auditor's Office from State and Federal guidelines and additional tracking requirements, this position will support the County as a whole.

BOARD OF SUPERVISORS

The Recommended Budget does not support the request to increase the authorized strength by adding one (1) Grants Coordinator (Range 74). With the recent addition of the Administrative Operations Analyst (Range 74) in the previous fiscal year and the increase in all costs across the General Fund budgets, the Budget Team determined that this position could be delayed for a time until the funding was less volatile.

COUNTY ADMINISTRATIVE OFFICER

The Recommended Budget does support the department's request to reclassify one (1) Office Clerk III (Range 52) to an Office Technician I (Range 55). This position currently oversees the front office reception area of the Quilter Consolidated Office Building and also provides back-up to the County Motor Pool fleet.

CHILD SUPPORT SERVICES

The Recommended Budget does not support the request to reclassify all the Child Support Officer positions nor the reclassification of the Program Manager. The Budget Team has budgeted for a Classification and Compensation Study in Fiscal Year 2023-2024 and the County's negotiation team is currently working with Unions to determine which positions will be put forward to be reviewed. Until the Class and Comp study is completed these positions will remain as is.

ENVIRONMENTAL HEALTH

The Recommended Budget supports the request to delete (1) one Water Lab Director (Range 88) when the current employee retires and to also increase the authorized strength by (1) one Environmental Health Trainee (Range 67). This change will allow the department to provide additional cross-training and provide better service to the constituents. Additionally, the Recommended Budget supports the deletion of one (1) Deputy Director of Environmental Health

(Range 88) and the request to leave one (1) Environmental Health Technician position (Range 60) unfunded currently.

HEALTH AND HUMAN SERVICES

The Recommended Budget does not support the request to reclassify or delete any of the HHS Specialist I-IV classification series to Case Managers with range changes at this time. With the upcoming Comp and Class study, it is agreed that these positions will be included to be reviewed. Additionally, there is not current support for the Social Services Aides to have changes in the range, for the same reason. These positions will be included in the Class and Comp study.

The Recommended Budget does support the department's request to change its Authorized Strength in the Public Health and Prevention division with the addition of one (1) Public Health Coordinator (Range 74). This position will support the division with ongoing accreditation activities, training coordination, grants management (initially closing out all the COVID and limited-term grants, then management of dozens of ongoing grants), new grant opportunities, and to develop tracking systems for grant requirements. There is also support to delete one (1) BPAR Prevention Specialist I-III (Range 60/63/66) and add one (1) Full-time Prevention Specialist I-III (Range 60/63/66). This position will continue to provide services in the Substance Use Disorders program but will also provide services in the CA Home Visiting budget. The Recommended Budget also supports the reclassification of one (1) Registered Dietitian Nutritionist (Range 74) to Supervising Registered Dietitian (Range 78). This change will allow the RD to provide direct clinical supervision of WIC Nutrition Assistants in the WIC program. Finally, there is support to change the title of one (1) Human Services Supervisor to Tobacco Education Supervisor. The department will develop a revised job description that accurately reflects the duties specific to this position.

Additionally supported is the department's request to change its Authorized Strength in the CA Home Visiting Program by adding one (1) Home Visiting Supervisor (Range 70). This position will oversee the expansion of the home visiting program and provide direct supervision to the home visiting staff.

The Recommended Budget also supports the department's request to change its Authorized Strength in the Social Services division by reclassifying one (1) Program Manager (Range 80) to a Deputy Director of Public Assistance and Aging (Range 88). This position will directly oversee the Employment and Eligibility division along with the ESAAA program. Additionally, there is a request to change one (1) Deputy Director of Aging and Social Services title to the Deputy Director of Social and Placement Services. This position will oversee Child Welfare Services, Adult Protective Services, In-Home Supportive Services, Resource Family Approvals, and Lanterman-Petris-Short Act (LPS) conservatorships and placements. There is also support to change the titles of two (2) Human Services Supervisors to Supervising Integrated Case Workers. This title more accurately reflects the unique duties of the positions and also matches the Merit Systems title. There is support to change the title of one (1) BPAR Assistant Human Services Supervisor to BPAR Assistant Aging Services Supervisor. This will allow the department to revise the current job description to accurately reflect the duties, and it aligns the title with the Aging Services

Supervisor. Finally, there is support to add one (1) Employment and Training Worker (Range 67). This new position will leverage expanded subsidized employment and Workforce Investment and Opportunities Act (WIOA) funding to offer employment classes and to coordinate and support subsidized employment opportunities in Inyo County.

LIBRARY

The Recommended Budget supports increasing the Authorized Strength with the addition of one (1) On-Call APAR Librarian I (Range 57). The addition of this position will allow the department to provide coverage in the Southern portion of the County with minimal expense.

Additionally, the Recommended Budget includes funding for one (1) Temporary Librarian II (Range 60) to assist the Library Director in the clean-up of the Independence Campus Library.

PLANNING

The Recommended Budget does not support the reclassification of one (1) Project Coordinator (Range 66) to an Administrative Analyst I (Range 68). This position will be included in the Class and Comp Study.

PROBATION

The Recommended Budget supports changing the Authorized Strength by reclassifying one (1) Administrative Analyst I (Range 72) to a Probation Operations Analyst (Range 74). The department has recently undergone a reorganization in an effort to be more efficient and to align actual job duties with the job description. The department is in need of an executive-type position that performs various duties outside of those of the Administrative Analyst job description. Additionally, there is support to reclassify one (1) Office Clerk III (Range 52) to an Office Technician I (Range 55). This will give the department the opportunity to better utilize the skills and services along with giving the County flexibility as this position provides administrative duties at the reception area in the Quilter Consolidated Office Building.

The Recommended Budget also supports the deletion of the following positions: one (1) Legal Secretary, one (1) Probation Officer, two (2) BPAR Rehabilitation Specialist I's, and one (1) Rehabilitation Specialist. These positions have been vacant for several years.

PUBLIC WORKS

The Recommended Budget supports changing the Authorized Staffing in the Recycling & Waste Management division by reclassifying one (1) Office Technician III (Range 63) to an Administrative Analyst I (Range 68). This division requires a higher level of analytical work and will also provide direct supervision of the Gate Attendants. There is also support to add one (1) Lead Equipment Operator (Range 66) for the South County. This position will directly oversee twelve (12) employees at three (3) landfills and one (1) transfer station, with an additional fourteen (14) dumpster site location and additional three (3) closed landfills that are still under compliance standards, that the department services in the entire county.

There is also support to change the Authorized Staffing in the Local Transportation Commission (LTC) division by reclassifying one (1) Transportation Planner to a Senior Planner (Range 78). This position is autonomous and provides service to the LTC without oversight.

The Recommended Budget supports changing the Authorized Staffing by reclassifying one (1) Building Technical Official (Range 78) to a Building Associate Official (Range 80). This position change is supported, however, it will only occur once Personnel has finalized language and contract changes to ensure that the current employee will be able to meet the requirements of the new position.

The Recommended Budget supports changes in the Authorized Staffing in the Road division with the reclassification of one (1) Road Maintenance Supervisor (Range 71) to a Facilities Operations Supervisor (Range 75). This position will provide assistance with Recycling & Waste Management, building and maintenance, and other tasks for various departments. The position is located in the southern portion of the county and this change will more accurately reflect his duties and responsibilities.

The Recommended Budget does not support the addition of one more career type ladder to the Engineering Assistant series. This will be forwarded to the Comp and Class Study. Also, there is not support to pay a stipend for or to change the title and job description for one (1) Engineering Assistant that currently works in the Water Systems division. This would need to be bargained with the Union or put forward to the Comp and Class Study.

SHERIFF

The Recommended Budget supports changing the Authorized Strength by reclassifying one (1) Lieutenant (Range 81) to an Assistant Sheriff (Range 83). Over the past several years, new legislation has been added, requiring all law enforcement agencies to adhere to oversight on sworn staff. SB2 and Racial and Identity Profiling Act (RIPA) guidelines have increased workloads for administrative staff, placing extreme workload on the support services Lieutenant. There is also support to delete one (1) Corporal position when a vacancy occurs to provide cost-savings to the budget.

The Recommended Budget also supports changing the Authorized Strength by reclassifying one (1) Office Technician III to a Records Support Analyst (Range 68). In the past few years, the State has made changes to Uniform Crime Code reporting adding extra duties to the current position that include newly instated reporting systems such as California Incident Based Reporting (CIBRS), as well as National Incident Based Reporting System (NIBRS). Additionally, there is support to reclassify one (1) BPAR Evidence Technician II (Range 67 PT) to a Full-time Evidence Technician II (Range 67). This position provides backup and redundancy to the current Evidence Technician and in the past year, the caseload has substantially increased resulting in the need for two (2) Full-time positions.

The Recommended Budget supports the reorganization of the jail by changing the Authorized Staffing to reclassify four (4) current Correctional Officers (Range 70) to Corporal Correctional

Officers (Range 74). This will enhance jail supervision by promoting the expertise that Correctional staff gain through years of training and experience working in the jail. Implementing proper jail supervision is a high priority due to the many regulations and mandates imposed on correctional facilities by the State. Additionally, this will allow the department to move four (4) sworn Corporals who are currently assigned to the jail to be reassigned to the Operations division and/or where needed.

Finally, the Recommended Budget does not support the reclassification of one Sheriff Administrative Assistant (Range 70) to a Range 74 or the change of one (1) Animal Services Supervisor (Range 64) to a Range 70. Both of these positions will be recommended to be reviewed during the Comp and Class study.

TREASURER-TAX COLLECTOR

The Recommended Budget supports changing the Authorized Strength by adding one (1) Administrative Analyst I (Range 68). The department is preparing for a pilot program for treasury services to the Bishop area centered in the Quilter Consolidated Office Building. This position must be a high performing, independent fiscal analyst. There will be cost savings associated with the centralization of treasury services in the Bishop area with the addition of this position.

ATTACHMENT D**RECOMMENDED DEFERRED MAINTENANCE**

PROJECT NAME	BUDGET	FUNDING SOURCE
Animal Shelter Project	\$294,300	Animal Shelter Donation Trust
Big Pine Town Hall ADA Restroom	\$20,000	Public Liability ADA Funds
Big Pine Town Hall Water Fountain	\$1,500	Public Liability ADA Funds
Bishop & Lone Pine Sr Center Roof	\$35,000	General Fund
Bishop Airport HVAC Replacement - 3 units	\$53,001	Bishop Airport
Bishop Senior Center Ceiling	\$20,000	ESAAA Infrastructure Funds
Bishop Senior Center Flooring	\$70,000	ESAAA Infrastructure Funds
Bishop Senior Center Paint	\$30,000	ESAAA Infrastructure Funds
Bishop Wellness Center Restrooms	\$10,000	Mental Health Funds
Child Support Connection Door	\$5,000	Child Support Funds
Child Support Interview Room	\$15,000	Child Support Funds
Countywide HVAC Replacement	\$215,000	ARPA Funding
Courthouse HVAC	\$208,563	Great Basin APC Funds
Courthouse HVAC Design/Engineer	\$67,629	Great Basin APC Funds
Courthouse Roof	\$200,000	Great Basin APC Funds
Courthouse Windows Replacement	\$198,967	Great Basin APC Funds
HHS Fiscal Water Fountain	\$1,500	Public Liability ADA Funds
Jail Boiler Room Temp Controller	\$6,000	Deferred Maintenance Fund Balance
Jail Inmate Shower Repairs	\$200,000	Deferred Maintenance Encumbrance
Jail Kitchen Reznor Make Up Air Handler	\$27,000	Deferred Maintenance Fund Balance
Lone Pine COB Sidewalk - ADA	\$10,000	Public Liability ADA Funds
Museum Back Double Door	\$15,000	General Fund
Museum Repair Electrical and Internet	\$2,500	General Fund
Museum Water Fountain	\$1,500	Public Liability ADA Funds
Progress House kitchen remodel	\$231,192	Mental Health Funds
Sheriff QCOB Outlets	\$5,000	Deferred Maintenance Encumbrance
Sheriff Remediation - Paint, Flooring	\$175,000	ARPA Funding
Sheriff Water Abatement - Admin	\$750,000	Criminal Justice Funds/ ARPA Funds
Water Department Exterior Painting	\$50,000	Water Department Funds
TOTAL	\$2,918,652	



ATTACHMENT E

BUDGET GUIDE AND BUDGET GLOSSARY



2023 – 2024 INYO COUNTY BUDGET OVERVIEW

This Budget Guide is designed to assist readers who are new to the Inyo County budget process to better understand the information contained in the budget document for the Fiscal Year starting July 1, 2023, and ending June 30, 2024 (referred to as Fiscal Year 2023 – 2024 or FY 23-24)

Above all, our goal is to present the information about the County’s budget in a format that meets State and Federal guidelines while also providing for easy readability to the citizens of Inyo County.

STATEMENT OF PHILOSOPHY

The County’s budget is an annual financial and operational plan. It is a clear reflection of County priorities as established by the Board of Supervisors and County departments. The primary purpose of the annual budget development process and this resulting document is to identify the full scope of services provided by the County and the resources that support them.

The Inyo County Budget Team, which consists of the County Administrative Officer (CAO), Auditor-Controller, Senior Budget Analyst and Board of Supervisors strongly desire that the County budget development and adoption process be transparent to Inyo County’s citizens and responsive to their input.

BASIS OF BUDGETING

In general, the County financial activities are organized into separate funds that are designated for a specific purpose or set of purposes. The fund accounting process allows the County to budget and account for revenues that are restricted by law or policy to a specific use or purpose in accordance with nationally recognized rules of governmental accounting and budgeting.

BUDGET DEVELOPMENT & APPROVAL PROCESS

Creating the annual budget for Inyo County is a large project requiring significant collaboration. The Budget Team is responsible for recommending a proposed budget to the Board of Supervisors for consideration and adoption. Department heads are responsible for preparing and managing their budgets at the line-item level. The Budget Team reviews departmental projections for expense and income accuracy, consistency with budget policies, and planned attainment of the Board Objectives.

The Board of Supervisors is responsible for adopting the budget, after considering it as a whole, and gauging its success in reflecting County-wide objectives and priorities for the community. The budget must be adopted by a 4/5ths vote of the Board of Supervisors. Any future budget amendment requires equivalent action.



FY 2023/2024 BUDGET DEVELOPMENT CALENDAR

2023 Dates	Key Budget Meetings/Activities/Deliverables
May 12	Budget Kick-off: Provide departments with tools to build their requested budgets
May 12 – June 9	Department Budget Preparation
June 9	Requested Budgets due to CAO Office
June 9 – July 9	Budget Team reviews all budgets – starts the Recommended Budget
July 10 – July 24	Budget Team and Departmental Budget Meetings – review and discussion of all changes
August 2	Budget Workshop with the Board of Supervisors
September 1	Public Copy of Recommended Budget available in Board of Supervisors Chambers and on the Inyo County Website
September 12	Budget Hearings held in the Board of Supervisors Chambers
September 19 or September 26	Final Budget Adoption held in Board Chambers

BUDGET NARRATIVE AND BUDGET SUMMARIES

Each budget unit of this budget includes an overview of the service description, previous year's major accomplishments, and departmental objectives and performance measures for the new fiscal year. Departmental objectives may be strictly tied to Board Objectives or may be broader departmental objectives unique to the department. Budget Summaries for each Service Budget Unit are also presented. These summaries provide an overview of the revenues and expenses budgeted for FY 2023-24 as well as information about prior years to assist the reader in identifying trends. Note that direct comparisons between years are not always possible due to changes in accounting practices.

ACCOUNTABILITY

There are several levels of financial accountability mechanisms built into the budget process. Our internal Auditor-Controller, an independently elected official, pre-audits payments to determine appropriateness under County guidelines. Externally, the County hires an independent audit firm to perform an audit of our books to determine their conformity with generally accepted accounting principles and to make management recommendations based upon their observations. Finally, the Inyo County Civil Grand Jury periodically investigates and reports regarding County operations and finances.

**FISCAL MONITORING THROUGHOUT THE YEAR**

After adoption of the budget, the CAO staff reviews and monitors revenues and expenses quarterly and assists departments in fiscal management as necessary. Annually there are two times per year that departments and the Budget Team review all expenditures and revenues – The Mid-Year Financial Review and the Third Quarter Financial Review. This allows departments to adjust their budgets as needed with input from the Budget Team. In addition, it is important to revise the budget downward when opportunities do not materialize.

BUDGET AMENDMENTS

Periodically, changes to the budget are necessary to seize opportunities that occur throughout the year, or to increase appropriations for unanticipated expenses outside of the Mid-Year and Third Quarter windows. Budget amendments are required in order to increase or decrease revenues or appropriations and the Board of Supervisors must approve prior to committing any County resources.

FUND BALANCES

When revenues do not equal expenses during a particular fiscal year, the result is a change in Fund Balance. The County maintains a variety of Funds, corresponding to specific restrictions on the use of funds as specified by law or regulation or by the source of funds. The timing of the receipt of funds from various sources does not always coincide with the schedule for expenditure of those funds.

WORKFORCE

The County workforce comprises the largest portion of our budget and is fully responsible for carrying out the services and associated work. Workforce is discussed in the budget in the form of Positions and Staffing.

Positions are referred to as “Authorized” as only the Board can make changes to the official list and set of authorized positions available for staffing within the organization. The process for modifying this list generally only happens during budget adoption, though occasional other changes may happen during the course of the year by bringing a dedicated item to the Board.

Positions are referenced fully on the “Manpower Report” found in Attachment B by department and level of allocation. Most positions in the organization are Full Time, which are represented as 1 Full Time Equivalent (FTE) and require staff to work at least 30 hours per week. Part time positions are categorized as APAR which equates to ½ FTE, allowing up to 20 hours per week, or BPAR which equates to ¾ FTE and allows for between 20 – 29.99 hours per week.

Staffing levels fluctuate throughout the year and department.



BUDGET GLOSSARY

Adopted Budget: The budget document formerly approved by the Board of Supervisors after the required public hearings and deliberations on the Recommended Budget.

Appropriation: An authorization by the Board of Supervisors from a specific fund to a specific agency or program to make expenditures or incur obligations for a specified purpose and period of time. The budget contains many items of appropriation. These appropriations are limited to one year unless otherwise specified.

Budget Unit: Similar to sub-accounts within budgets; created for tracking expenditures or revenues which must be accounted for separately.

Capital Expenditures: Expenditures incurred for the improvement to or acquisition of land, facilities and infrastructure.

Capital Improvement Plan (CIP): A mid-range plan, usually four to ten years, which identifies capital projects and equipment purchases, provides a planning schedule and identifies options for financing the plan.

Contingencies: A budgetary provision representing that portion of the set aside to meet unforeseen expenditure requirements or to offset revenue shortfalls during the fiscal year. Contingencies may be budgeted for specific funds or groups of funds.

Debt Service: Annual principal and interest payments that local government owes on borrowed money.

Enterprise Fund: A fund established to account for operations that are financed and operated in a manner similar to private business enterprises (e.g. water, gas and electric utilities; airports; parking garages; or transit systems). The governing body intends that the costs of providing goods and services to the general public on a continuing basis be financed or recovered primarily through user charges.

Expenditures: Actual spending of funds authorized by an appropriation.

Fee for Services: Fees charged for certain services provided to citizens and other public agencies. Examples of these fees include: planning and public works services such as sale of plans and specifications and blueprints, and plan or map check fees; park facilities usage including camping, parking and picnic area usage; document recording services, certified copies of vital statistics; animal services such as vaccination and impound fees.



Final Budget: The Adopted Budget adjusted by all revisions through the fiscal year as of June 30.

Fiscal Year (FY): A 12-month period to which the annual operating budget applies and at the end of which a government determines its financial position and the results of its operations. The County of Inyo's fiscal year is July 1 through June 30.

Full Time Equivalent (FTE): In concept, one person working full-time for one year. A normal fiscal year equals 2,080 staff hours. Two workers, each working half that number of hours, together equal one staff year. County salaries and benefits costs are based on the total number of FTEs approved in each budget unit.

Fund: A fiscal and accounting entity in which cash and other financial resources, all related liabilities and equities or balances, and changes therein, are recorded and segregated to carry on specific activities or attain certain objectives in accordance with special regulations, restrictions or limitations. Funds may contain one or more budget units.

Fund Balance: The amount of dollar resources remaining in a fund at year's end. Usually this is the difference between total expenditures and total resources of a fund.

Fund Balance Types:

- **Nonspendable Fund Balance:** Amounts that cannot be spent because they are either (1) not in spendable form or (2) legally or contractually required to be maintained intact.
- **Restricted Fund Balance:** When constraints placed on the use of the resources are either (1) externally imposed by creditors, grantors, contributors, or laws or regulations of other governments; or (2) imposed by law through constitutional provisions or enabling legislation.
- **Committed Fund Balance:** Amounts that can only be used for specific purposes pursuant to constraints imposed by formal action of the Board of Supervisors. These committed amounts cannot be used for any other purpose unless the government removes or changes the specified use by taking the same type of action it employed to previously commit these amounts.
- **Assigned Fund Balance:** Amounts that are constrained by the Board's intent to use the funds for specific purposes but are neither restricted nor committed.



- **Unassigned Fund Balance:** The residual classification for the General Fund. This classification represents fund balance that has not been assigned to other funds and that has not been restricted, committed, or assigned to specific purposes within the General Fund.

General Fund: The County’s primary operating fund, which is used to account for all financial resources, except those required to be accounted for in another fund.

Generally Accepted Accounting Principles (GAAP): The uniform minimum standards and guidelines for financial accounting and reporting. They govern the form and content of the financial statement of an entity.

General Purpose Revenue: Revenue derived from sources not specific to any program or service delivery that may be used for any purpose that is a legal expenditure of County funds. Examples of General Purpose Revenue includes property taxes, court fines, real property transfer tax and miscellaneous other sources. There are no restrictions as to the use of these monies – often referred to as discretionary revenue.

General Reserve: A reserve established to address unforeseen catastrophic situations. The general reserve can only be established or adjusted during the annual budget adoption process and is not available except during a legally declared emergency. Generally accepted accounting principles (GAAP) and Inyo County policy provides that a local government should maintain a general reserve between 5% and 15% of expenditures.

Goal: A long-term organizational target or direction of development. It states what the organization wants to accomplish or become over the next several years.

Government Finance Officers Association (GFOA): An organization comprised of government accounting and finance professionals throughout the United States and Canada, whose goals include but are not limited to improving financial management practices and encouraging excellence in financial reporting and budgeting by state and local governments.

Internal Service Fund (ISF): A proprietary type fund used to account for the financing of goods or services provided by one department to other departments of the County, or to other governmental units, on a full cost-reimbursement basis, including replacement of capital.



Maintenance of Effort (MOE): Occasionally required by state law or by an initiative, it requires the county to maintain a designated base level of spending, usually in order to receive additional funds.

Mandate: A requirement from the State or federal government that the County perform a task, perform a task in a particular way, or perform a task to meet a particular standard.

Mission: What the County is striving to do over a continuous period of time; its organizational purpose.

Net County Cost: Budgeted appropriations less estimate of revenue anticipated. The amount of General Fund dollars needed to balance the proposed budget.

Objective: A measurable target that must be met on the way to attaining a goal. A statement of anticipated accomplishment, usually measurable and time bound.

Operating Transfers: Operating Transfers result when one fund provides a service on behalf of another fund or when one fund transfers revenues to fund expenditures in another fund. The providing fund budgets the amount required by the other fund in the “Operating Transfer Out” expenditure account. The receiving fund budgets the amount in one of the “Operating Transfer In” revenue accounts.

Realignment Funds: These funds come from vehicle license fees and sales tax revenue collected by the state and allocated to counties. The funds are a “backfill” of the loss of state General Fund support or a shift of program responsibility from the state to the county for health, social services, mental health and youth corrections.

Recommended Budget: The budget document developed by the CAO, the Budget Team and county departments and formally approved by the Board of Supervisors to serve as the basis for public hearings and deliberations prior to the determination of the adopted budget.

Requested Budget: The budget as submitted and requested by the division, department or district.

Reserves: A portion of fund equity that is set aside and not appropriated or spent, or that is legally or contractually restricted for a specific future.



Revenues: Amounts received from taxes, fees, permits, licenses, interest earnings and intergovernmental sources.

Special Revenue Fund: A fund used to account for the proceeds of specific revenue sources that are legally restricted to expenditures for specified purposes. Usually eligible expenses are very specific and known to a reasonable degree of accuracy.

Strategic Goal: A long-term organizational target or direction of development. The established long range priorities that the organization strives to achieve.

Unreserved/Undesignated Fund Balance: The portion of fund balance that is available for financing the budget requirements for a current or future fiscal period. Also known as the spendable fund balance.

ABBREVIATIONS

CAO: County Administrative Officer
CDBG: Community Development Grant
CSA: County Service Area
CSAC: California State Association of Counties
CSS: Department of Child Support Services
CWS: Child Welfare Services
FEMA: Federal Emergency Management Agency
FY: Fiscal Year
GAAP: Generally Accepted Accounting Principles
GASB: Governmental Accounting Standards Board
GFOA: Government Finance Officers Association
GIS: Geographic Information System
IHSS: In-Home Supportive Services
ISF: Internal Service Fund
IT: Information Technology
NACO: National Association of Counties
OES: Office of Emergency Services
OPEB: Other Post Employment Benefit
TOT: Transient Occupancy Tax
VLF: Vehicle License Fees

Attachment F

Budget Changes - Requested to Recommended - General Fund Revenues

Budget #	Budget Name	Object Code Name	Object Code #	Department Requested	CAO Recommended	Increase/Decrease	Note
010200	CAO - General	Operating Transfers In	4998	-	16,000	16,000	Operating Transfer for payroll expenses of Broadband Coordinator
010700	County Counsel	Intra County Charges	4821	274,335	104,335	(170,000)	Revenue budgeted in incorrect object code
010700	County Counsel	Inter Government Charges	4824	800	175,800	175,000	Revenue budgeted in incorrect object code
011000	Elections	Miscellaneous Election Ser	4624	1,500	2,500	1,000	Based on prior year actuals
011000	Elections	Operating Transfers In	4998	-	25,000	25,000	Transfer to cover E-Poll Books
011100	Maintenance - Building & Grounds	Operating Transfers In	4998	17,000	-	(17,000)	Criminal Justice Trust is being utilized for Jail Water Intrusion Project
011801	Information Services	Operating Transfers In	4998	-	148,250	148,250	Document Management Project Funding
011801	Information Services	Operating Transfers In	4998	-	75,000	75,000	Digital Signature Project
011900	General Revenues & Expenditures	Operating Transfers In	4998	102,276	2,372,090	2,269,814	PILT and Medicare Trust
022400	District Attorney	Citizen Option - Public Safe	4488	31,354	6,354	(25,000)	Revenue budgeted in incorrect object code
022400	District Attorney	Operating Transfers In	4998	5,000	30,000	25,000	Revenue budgeted in incorrect object code
022700	Sheriff - General	AB443 - Sheriff	4486	257,935	75,077	(182,858)	Overbudgeted AB443 ongoing funds - moved overage to Operating Transfer In
022700	Sheriff - General	Search & Rescue	4695	100	-	(100)	Reduction based on actuals
022700	Sheriff - General	Wrap Fees	4809	3,200	1,800	(1,400)	Reduction based on actuals
022700	Sheriff - General	Intra County Charges	4821	86,443	65,508	(20,935)	Budgeted in incorrect object code
022700	Sheriff - General	Operating Transfers In	4998	210,000	442,285	232,285	30% PIO and overage of AB443 revenue
022701	Kitchen Services	Intra County Charges	4821	3,000	19,000	16,000	Revenue in incorrect budget unit
022706	Jail Security Project	Intra County Charges	4821	-	900,000	900,000	Revenue budgeted in incorrect object code
022706	Jail Security Project	Operating Transfers In	4998	1,005,500	105,500	(900,000)	Revenue budgeted in incorrect object code
022900	Jail - General	State - Public Safety Servic	4485	400,000	600,000	200,000	Based on prior year actuals
022900	Jail - General	State Grants	4498	-	200,000	200,000	Funding for EASS Program
022900	Jail - General	Operating Transfers In	4998	-	14,400	14,400	Annual Operating Transfer

Budget Changes - Requested to Recommended - General Fund Revenues

Budget #	Budget Name	Object Code Name	Object Code #	Department Requested	CAO Recommended	Increase/Decrease	Note
022950	Jail - CAD RMS Project	Operating Transfers In	4998	-	32,901	32,901	Annual Operating Transfer
023100	Juvenile Institutions	Realignment - 2011	4460	14,062	17,578	3,516	Actual Realignment Allocation amount
023300	Agricultural Comm/Sealer	Device Registration Fee	4180	70,200	72,000	1,800	Based on prior year actuals
023300	Agricultural Comm/Sealer	Nursery	4664	500	-	(500)	Based on prior year actuals
023301	Cannabis Regulation-General Op	Intra County Charges	4821	183,677	180,666	(3,011)	Adjusted to the amount of recommended total
023800	Planning & Zoning	Reclamation Plan Fees	4156	18,000	20,000	2,000	Based on prior year actuals
045100	Health - General	Federal Other	4552	1,111,577	711,577	(400,000)	Budgeted in incorrect object code
045100	Health - General	Operating Transfers In	4998	1,353,641	1,753,641	400,000	Budgeted in incorrect object code
045200	Community Mental Health	State Other	4499	678,279	628,279	(50,000)	Budgeted in incorrect object code
045200	Community Mental Health	Operating Transfers In	4998	2,639,066	2,689,066	50,000	Budgeted in incorrect object code
045400	Environmental Health - General	Well Permits	4170	9,500	12,000	2,500	Based on prior year actuals
045400	Environmental Health - General	Swimming Pool Permits	4182	10,000	11,000	1,000	Based on prior year actuals
045400	Environmental Health - General	Food Establishment Permit	4183	52,000	56,000	4,000	Based on prior year actuals
045400	Environmental Health - General	Water Samples	4723	120,000	135,000	15,000	Based on prior year actuals
045400	Environmental Health - General	Operating Transfers In	4998	-	83,867	83,867	Prior Year Realignment Transfer
076999	Parks & Recreation	Leases	4312	1,968	2,100	132	Based on prior year actuals
076999	Parks & Recreation	Schober Lane - Camp	4783	70,000	72,000	2,000	Based on prior year actuals
076999	Parks & Recreation	Independence Creek - Can	4788	13,000	14,000	1,000	Based on prior year actuals
076999	Parks & Recreation	Portuguese Joe - Camp	4789	23,000	24,600	1,600	Based on prior year actuals
076999	Parks & Recreation	Diaz Lake - Camp	4790	100,000	115,000	15,000	Based on prior year actuals
076999	Parks & Recreation	Operating Transfers In	4998	-	153,800	153,800	Annual Operating Transfer

Budget Changes - Requested to Recommended - Non-General Fund Revenues

Budget #	Budget Name	Object Code Name	Object Code #	Department Requested	CAO Recommended	Increase/Decrease	Note
011809	Consolidated Office Building	Operating Transfer In	4998	214,059	420,872	206,813	Depreciation of Cost Plan Charges
011810	Co. Radio Communications Fund	Operating Transfer In	4998	-	332,493	332,493	Creation of a new Radio Communications Budget - funded with Road, Health, Emergency Funds and General Fund
023301	Cannabis Regulation-General Op	Intra County Charges	4821	183,677	180,666	(3,011)	Adjusted to the amount of recommended total
023401	Recorders Micrographic	Operating Transfer In	4998	-	200,000	200,000	AB1466 - Restrictive Covenant Modification
150100	Bishop Airport	County Contribution	4562	350,000	-	(350,000)	Moved amount to Operating Transfer In
150100	Bishop Airport	Operating Transfer In	4998	52,000	462,000	410,000	\$350,000 Moved from Commercial Air Subsidy object code and added \$65,000 to cover contract costs
150200	Independence Airport	Insurance Payments	4747	120,000	-	(120,000)	Revenue not guaranteed
150500	Lone Pine/Death Valley Airport	Operating Transfer In	4998	-	20,000	20,000	Site Support
671413	CalMet Task Force	Operating Transfer In	4998	3,248	-	(3,248)	Budgeted incorrectly
683000	ESAAA	Operating Transfer In	4998	-	389,756	389,756	Transfer to cover the Required County match and the overage of service expenses

Budget Changes - Requested to Recommended - General Fund Expenditures

Budget #	Budget Name	Object Code Name	Object Code #	Department Requested	CAO Recommended	Increase/Decrease	Note
010100	Board of Supervisors	Salaries and Benefits	5001-5043	940,270	854,619	(85,651)	Reduced the Grants Coordinator position to 0
010300	County Clerk - General	Salaried Employee	5001	290,405	280,405	(10,000)	Salary Savings
010300	County Clerk - General	Office & Other Equip < \$5,000	5232	10,500	8,500	(2,000)	Based on requested items savings could be obtained with quotes
010300	County Clerk - General	General Operating	5311	3,570	3,000	(570)	Reduction
010500	TTC - General	Education Reimbursement	5034	2,000	-	(2,000)	Tuition Reimbursement is through Personnel
010500	TTC - General	Office & Other Equip < \$5,000	5232	7,800	6,300	(1,500)	Based on requested items savings could be obtained with quotes
010500	TTC - General	Mileage Reimbursement	5332	2,600	-	(2,600)	Mileage is all paid through the Motor Pool object code
010500	TTC - General	Equipment	5650	16,000	-	(16,000)	Copy Machines are an IS Lease
010600	Assessor	Cell Phone	5122	3,240	2,600	(640)	Based on actual expenditures in previous fiscal year
010600	Assessor	General Operating	5311	16,000	12,000	(4,000)	Prior Year Board Approved amount
010600	Assessor	Travel Expense	5331	13,650	8,000	(5,650)	Prior Year Board Approved amount
010700	County Counsel	Internal Charges	5121	100	-	(100)	General Fund Department - does not get charged by other General Fund Departments
010700	County Counsel	Maintenance of Equipment	5171	200	-	(200)	Based on prior year actuals
010700	County Counsel	General Operating	5311	17,582	15,000	(2,582)	Based on prior year actuals
010700	County Counsel	Travel Expense	5331	13,300	10,000	(3,300)	Based on prior year actuals
011000	Elections	Salaried Employee	5001	251,598	241,598	(10,000)	Salary Savings
011100	Maintenance - Building & Grounds	Overtime	5003	10,000	9,000	(1,000)	Based on prior year actuals
011100	Maintenance - Building & Grounds	Holiday Overtime	5005	500	250	(250)	Based on prior year actuals
011100	Maintenance - Building & Grounds	Personal & Safety Equipment	5112	3,200	1,400	(1,800)	Prior Year Board Approved amount
011100	Maintenance - Building & Grounds	Cell Phone	5122	3,500	3,000	(500)	Based on prior year actuals
011100	Maintenance - Building & Grounds	Maintenance of Structures	5191	8,300	6,000	(2,300)	Based on prior year actuals
011100	Maintenance - Building & Grounds	Maintenance - COB	5196	131,000	81,000	(50,000)	Removal of one project
011100	Maintenance - Building & Grounds	Maintenance of Structures - Material	5199	31,000	25,000	(6,000)	Reduction
011100	Maintenance - Building & Grounds	Professional Services	5265	175,446	160,000	(15,446)	Based on prior year actuals
011100	Maintenance - Building & Grounds	Rents & Leases - Equipment	5281	2,500	500	(2,000)	Reduction
011100	Maintenance - Building & Grounds	Small Tools & Instruments	5301	4,500	4,000	(500)	Based on prior year actuals
011100	Maintenance - Building & Grounds	Motor Pool	5333	112,800	85,000	(27,800)	Based on prior year actuals

Budget Changes - Requested to Recommended - General Fund Expenditures

Budget #	Budget Name	Object Code Name	Object Code #	Department Requested	CAO Recommended	Increase/Decrease	Note
011100	Maintenance - Building & Grounds	Utilities	5351	668,550	640,000	(28,550)	Based on prior year actuals
011402	Grants In Support	Other Agency Contribution	5539	-	150,000	150,000	Fire Department Subsidy payments
011500	Public Works	Overtime	5003	2,500	1,000	(1,500)	Reduction
011500	Public Works	Holiday Overtime	5005	1,000	750	(250)	Reduction
011500	Public Works	External Charges	5124	2,000	500	(1,500)	Based on prior year actuals
011500	Public Works	Maintenance - Fuel & Lubricant	5175	500	350	(150)	Based on prior year actuals
011500	Public Works	Advertising	5263	1,000	500	(500)	Based on prior year actuals
011500	Public Works	General Operating	5311	3,945	3,200	(745)	Based on prior year actuals
011500	Public Works	Motor Pool	5333	500	300	(200)	Based on prior year actuals
011900	General Revenues & Expenditures	Operating Transfer Out	5801	214,059	1,316,618	1,102,559	Operating Transfers Out to fund multiple projects within the County
022400	District Attorney	Health - Employee Physicals	5260	550	-	(550)	General Fund Department - Personnel pays this expense
022400	District Attorney	Advertising	5263	500	250	(250)	Based on prior year actuals
022400	District Attorney	Professional Services	5265	55,230	45,230	(10,000)	Based on prior year actuals
022400	District Attorney	General Operating	5311	33,700	27,000	(6,700)	Based on prior year actuals
022410	District Attorney	Education Reimbursement	5034	350	-	(350)	All Tuition Reimbursement is budgeted in Personnel
022700	Sheriff - General	Overtime	5003	69,500	58,356	(11,144)	Prior Year Board Approved amount
022700	Sheriff - General	Standby	5004	1,046	500	(546)	Based on prior year actuals
022700	Sheriff - General	Holiday Overtime	5005	33,543	21,368	(12,175)	Prior Year Board Approved amount
022700	Sheriff - General	Part-time Employee	5012	100,000	65,187	(34,813)	Prior Year Board Approved amount
022700	Sheriff - General	Personal & Safety Equipment	5112	223,523	165,000	(58,523)	Reduction
022700	Sheriff - General	Memberships	5211	67,919	40,000	(27,919)	Based on prior year actuals
022700	Sheriff - General	Office & Other Equip < \$5,000	5232	23,300	15,000	(8,300)	Item budgeted in incorrect object code
022700	Sheriff - General	Advertising	5263	3,000	1,500	(1,500)	Prior Year Board Approved amount
022700	Sheriff - General	Rents & Leases - Equipment	5281	69,208	36,454	(32,754)	Reduced to fund the new Radio Communications Fund for 6 months
022700	Sheriff - General	Office, Space & Site Rental	5291	41,339	25,454	(15,885)	Reduced to fund the new Radio Communications Fund for 6 months
022700	Sheriff - General	General Operating	5311	53,365	50,000	(3,365)	Based on prior year actuals
022700	Sheriff - General	Utilities	5351	58,392	52,000	(6,392)	Based on prior year actuals

Budget Changes - Requested to Recommended - General Fund Expenditures

Budget #	Budget Name	Object Code Name	Object Code #	Department Requested	CAO Recommended	Increase/Decrease	Note
022700	Sheriff - General	Motor Pool	5333	972,000	925,000	(47,000)	Based on prior year actuals
022700	Sheriff - General	Equipment	5650	18,000	26,800	8,800	Item budgeted in incorrect object code
022700	Sheriff - General	Construction in Progress	5700	20,935	-	(20,935)	Item budgeted in incorrect object code
022701	Kitchen Services	Overtime	5003	40,059	22,951	(17,108)	Prior Year Board Approved amount
022701	Kitchen Services	Holiday Overtime	5005	8,200	4,497	(3,703)	Prior Year Board Approved amount
022701	Kitchen Services	Food & Household Supplies	5131	420,000	390,000	(30,000)	Based on prior year actuals
022701	Kitchen Services	Equipment	5650	-	16,000	16,000	Equipment budgeted in incorrect budget unit
022710	Sheriff - Safety Personnel	Overtime	5003	495,511	400,000	(95,511)	Reduction
022710	Sheriff - Safety Personnel	Standby Time	5004	49,416	10,000	(39,416)	Based on prior year actuals
022710	Sheriff - Safety Personnel	Retirement & Social Security	5021	266,450	150,000	(116,450)	Based on prior year actuals
022710	Sheriff - Safety Personnel	Education Reimbursement	5034	700	-	(700)	Tuition Reimbursement is through Personnel
022900	Jail - General	Overtime	5003	195,732	134,264	(61,468)	Reduction
022900	Jail - General	Holiday Overtime	5005	2,996	-	(2,996)	Based on prior year actuals
022900	Jail - General	Inmate Clothing	5114	11,000	10,000	(1,000)	Based on prior year actuals
022910	Jail - Safety Personnel	Overtime	5003	102,925	90,000	(12,925)	Based on prior year actuals
022910	Jail - Safety Personnel	Standby Time	5004	11,504	2,000	(9,504)	Based on prior year actuals
023000	Probation - General	Overtime	5003	13,000	6,000	(7,000)	Based on prior year actuals
023000	Probation - General	Holiday Overtime	5005	2,000	250	(1,750)	Based on prior year actuals
023000	Probation - General	Cell Phone	5122	4,024	3,500	(524)	Based on prior year actuals
023002	Criminal Justice - Realignment	Internal Charges	5121	2,871,894	2,828,894	(43,000)	Expenditure budgeted in incorrect object code
023002	Criminal Justice - Realignment	Other Agency Contribution	5539	-	43,000	43,000	Expenditure budgeted in incorrect object code
023100	Juvenile Institutions	Overtime	5003	12,000	9,000	(3,000)	Based on prior year actuals
023100	Juvenile Institutions	Holiday Overtime	5005	2,000	500	(1,500)	Based on prior year actuals
023100	Juvenile Institutions	Food & Household Supplies	5131	1,000	250	(750)	Based on prior year actuals
023200	Building & Safety	Holiday Overtime	5005	2,500	2,000	(500)	Reduction
023200	Building & Safety	Overtime	5003	2,000	1,500	(500)	Reduction
023200	Building & Safety	Personal & Safety Equipment	5112	450	300	(150)	Reduction
023200	Building & Safety	Cell Phone	5122	1,320	1,100	(220)	Based on prior year actuals
023200	Building & Safety	Maintenance - Fuel & Lubricant	5175	3,500	1,000	(2,500)	Based on prior year actuals
023200	Building & Safety	Office & Other Equip < \$5,000	5232	5,300	2,600	(2,700)	Prior Year Board Approved amount
023200	Building & Safety	General Operating	5311	6,646	4,000	(2,646)	Based on prior year actuals
023300	Agricultural Comm/Sealer	Office & Other Equip < \$5,000	5232	1,650	150	(1,500)	Removed Washer/Dryer

Budget Changes - Requested to Recommended - General Fund Expenditures

Budget #	Budget Name	Object Code Name	Object Code #	Department Requested	CAO Recommended	Increase/Decrease	Note
023300	Agricultural Comm/Sealer	Advertising	5263	200	50	(150)	Based on prior year actuals
023300	Agricultural Comm/Sealer	Travel Expense	5331	10,000	6,000	(4,000)	Prior Year Board Approved amount
023300	Agricultural Comm/Sealer	Utilities	5351	2,145	1,200	(945)	Based on prior year actuals
023301	Cannabis Regulation-General Op	Personal & Safety Equipment	5112	250	150	(100)	Based on prior year actuals
023301	Cannabis Regulation-General Op	Cell Phone	5122	816	350	(466)	Based on prior year actuals
023301	Cannabis Regulation-General Op	Office & Other Equip < \$5,000	5232	1,650	150	(1,500)	Removed Washer/Dryer
023301	Cannabis Regulation-General Op	Utilities	5351	2,145	1,200	(945)	Based on prior year actuals
023600	Public Administrator	Office & Other Equip < \$5,000	5232	2,000	1,000	(1,000)	Budgeted in incorrect object code
023600	Public Administrator	General Operating	5311	4,500	5,000	500	Purchase additional PPE
023800	Planning & Zoning	Personal & Safety Equipment	5112	370	250	(120)	Based on prior year actuals
023800	Planning & Zoning	Advertising	5263	4,500	3,500	(1,000)	Based on prior year actuals
023800	Planning & Zoning	General Operating	5311	7,220	5,000	(2,220)	Based on prior year actuals
023800	Planning & Zoning	Internal Charges	5121	39,106	5,106	(34,000)	Budgeted for Digitizing Project - already budgeted in IS
023800	Planning & Zoning	External Charges	5124	1,000	-	(1,000)	General Fund Budgets do not charge other GF budgets
023800	Planning & Zoning	Motor Pool	5333	19,832	14,000	(5,832)	Based on prior year actuals
023900	Animal Control	Overtime	5003	27,623	20,000	(7,623)	Based on prior year actuals
023900	Animal Control	Holiday Overtime	5005	14,068	3,617	(10,451)	Prior Year Board Approved amount
023900	Animal Control	Office & Other Equip < \$5,000	5232	1,800	1,400	(400)	Budgeted in incorrect object code
023900	Animal Control	Animal Care Services	5264	42,000	20,000	(22,000)	Based on prior year actuals
023900	Animal Control	Internal Charges	5121	13,000	8,000	(5,000)	General Fund Budgets do not charge other GF budgets
045100	Health - General	Office & Other Equip < \$5,000	5232	584,050	334,050	(250,000)	Change needed to fund the new Radio Communications Budget for 6 months
045100	Health - General	Office, Space & Site Rental	5291	73,208	58,854	(14,354)	Change needed to fund the new Radio Communications Budget for 6 months
045100	Health - General	Operating Transfer Out	5801	-	264,354	264,354	Change needed to fund the new Radio Communications Budget for 6 months
045400	Environmental Health - General	General Operating	5311	8,750	5,000	(3,750)	Prior Year Board Approved amount
045400	Environmental Health - General	Internal Charges	5121	11,900	7,500	(4,400)	Based on prior year actuals
066700	County Library	Overtime	5003	-	1,000	1,000	Based on prior year actuals

Budget Changes - Requested to Recommended - General Fund Expenditures

Budget #	Budget Name	Object Code Name	Object Code #	Department Requested	CAO Recommended	Increase/Decrease	Note
066700	County Library	Holiday Overtime	5005	5,683	2,500	(3,183)	Prior Year Board Approved amount
066700	County Library	Cell Phone	5122	540	400	(140)	Based on prior year actuals
066700	County Library	Health - Employee Physicals	5260	400	-	(400)	General Fund does not pay for this
066700	County Library	Salaries and Benefits	5012-5032	377,464	434,640	57,176	Added a Temporary Librarian to assist the Library (calculated from the salary savings amounts)
076999	Parks & Recreation	Overtime	5003	1,000	6,300	5,300	Prior Year Board Approved amount
076999	Parks & Recreation	Holiday Overtime	5005	2,600	1,500	(1,100)	Based on prior year actuals
076999	Parks & Recreation	Personal & Safety Equipment	5112	2,410	1,500	(910)	Reduction
076999	Parks & Recreation	Maintenance of Equipment	5171	5,500	2,000	(3,500)	Based on prior year actuals
076999	Parks & Recreation	Maintenance of Equipment - Material	5173	9,800	5,500	(4,300)	Prior Year Board Approved amount
076999	Parks & Recreation	Maintenance of Grounds	5182	45,100	39,000	(6,100)	Based on prior year actuals
076999	Parks & Recreation	Maintenance of Structures - Material	5199	10,500	5,300	(5,200)	Prior Year Board Approved amount
076999	Parks & Recreation	Office & Other Equip < \$5,000	5232	36,535	30,000	(6,535)	Reduction
076999	Parks & Recreation	Small Tools & Instruments	5301	6,000	5,000	(1,000)	Based on prior year actuals
076999	Parks & Recreation	Travel Expense	5331	1,200	500	(700)	Based on prior year actuals
076999	Parks & Recreation	Other Agency Contribution	5539	110,000	105,000	(5,000)	Actual amount needed

Budget Changes - Requested to Recommended - Non-General Fund Expenditures

Budget #	Budget Name	Object Code Name	Object Code #	Department Requested	CAO Recommended	Increase/Decrease	Note
010201	CAO-ACO	Operating Transfer Out	4998	-	518,000	518,000	\$93,000 for Airport; \$425,000 for Sheriff Administration Water Intrusion
011501	Deferred Maintenance	Maintenance of Structures	5191	1,287,742	648,192	(639,550)	CAO Recommended Projects
011501	Deferred Maintenance	Professional Services	5265	-	67,692	67,692	CAO Recommended Projects
011501	Deferred Maintenance	Structures & Improvements	5640	1,122,026	1,651,830	529,804	CAO Recommended Projects
023002	Criminal Justice - Realignment	Internal Charges	5121	2,871,894	2,828,894	(43,000)	Expenditure budgeted in incorrect object code
023002	Criminal Justice - Realignment	Other Agency Contribution	5539	-	43,000	43,000	Expenditure budgeted in incorrect object code
023301	Cannabis Regulation-General Op	Personal & Safety Equipment	5112	250	150	(100)	Based on prior year actuals
023301	Cannabis Regulation-General Op	Cell Phone	5122	816	350	(466)	Based on prior year actuals
023301	Cannabis Regulation-General Op	Office & Other Equip < \$5,000	5232	1,650	150	(1,500)	Removed Washer/Dryer
023301	Cannabis Regulation-General Op	Utilities	5351	2,145	1,200	(945)	Based on prior year actuals
034600	Road	Office, Space & Site Rental	5291	50,000	41,500	(8,500)	Change needed in order to fund the new Radio Communications Budget for 6 months
034600	Road	Operating Transfer Out	5801	296,802	305,302	8,500	Change needed in order to fund the new Radio Communications Budget for 6 months
011810	Co-Radio Communcation Fund	Office & Other Equip < \$5,000	5232	-	15,000	15,000	Creation of a new Radio Budget funded for 6 months
011810	Co-Radio Communcation Fund	Professional Services	5265	-	100,000	100,000	Creation of a new Radio Budget funded for 6 months
011810	Co-Radio Communcation Fund	Office, Space & Site Rental	5291	-	99,477	99,477	Creation of a new Radio Budget funded for 6 months
011810	Co-Radio Communcation Fund	Equipment	5650	-	50,000	50,000	Creation of a new Radio Budget funded for 6 months
150100	Bishop Airport	Overtime	5003	15,000	13,000	(2,000)	Based on prior year actuals
150100	Bishop Airport	Maintenance of Equipment - Material	5173	9,000	7,000	(2,000)	Expenditure budgeted in incorrect object code
150100	Bishop Airport	Office & Other Equip < \$5,000	5232	2,000	4,000	2,000	Expenditure budgeted in incorrect object code
150100	Bishop Airport	Professional Services	5265	48,282	113,282	65,000	Increase to cover additional contract costs
150100	Bishop Airport	Small Tools & Instruments	5301	500	200	(300)	Based on prior year actuals
150100	Bishop Airport	Commercial Air Subsidy	5543	350,000	-	(350,000)	Move to Contingencies object code within budget

Budget Changes - Requested to Recommended - Non-General Fund Expenditures

150100	Bishop Airport	Contingencies	5901	-	350,000	350,000	Moved from Commercial Air Subsidy object code
150100	Bishop Airport	Operating Transfer Out	5801	-	53,001	53,001	Transfer into Deferred Maintenance to cover the replacement of 3 HVAC systems
150200	Independence Airport	Construction in Progress	5700	120,000	-	(120,000)	Not budgeting as funding has not been received
154101	Inyo Mosquito Abatement	Office & Other Equip < \$5,000	5232	3,250	1,750	(1,500)	Reduction
154101	Inyo Mosquito Abatement	Professional Services	5265	20,700	770,700	750,000	Expenditure budgeted in incorrect object code
154101	Inyo Mosquito Abatement	General Operating	5311	793,000	43,000	(750,000)	Expenditure budgeted in incorrect object code
500903	Public Liability Trust	Maint of Structures - Materials	5199	103,482	68,982	(34,500)	Move to Operating Transfer Out for Deferred Maintenance projects
500903	Public Liability Trust	Operating Transfer Out	5801	-	34,500	34,500	Move to Operating Transfer Out for Deferred Maintenance projects
623823	Emergency Preparedness 22-23	Office, Space & Site Rental	5291	26,400	15,400	(11,000)	Change needed in order to fund the new Radio Communications Budget for 6 months
623823	Emergency Preparedness 22-23	Operating Transfer Out	5801	-	11,000	11,000	Change needed in order to fund the new Radio Communications Budget for 6 months
650200	American Rescue Plan Act	Operating Transfer Out	5801	-	415,000	415,000	Countywide HVAC Replacement; Jail Admin Water Mitigation partial phase 1 and total phase 2

Budget Changes - Requested to Recommended - Requested Salary Changes

Budget #	Budget Name	Object Code Name	Object Code #	Department Requested	CAO Recommended	Increase/Decrease	Note
011100	Maintenance - Building & Grounds	Salaried Employees	5001	731,769	724,745	(7,024)	Requested Staffing Changes not supported by Budget Team
		Retirement & Social Security	5021	56,610	56,068	(542)	
		PERS Retirement	5022	89,494	88,385	(1,109)	
		Disability Insurance	5032	6,599	6,536	(63)	
011500	Public Works	Salaried Employees	5001	553,276	547,808	(5,468)	Requested Staffing Changes not supported by Budget Team
		Retirement & Social Security	5021	42,658	42,236	(422)	
		PERS Retirement	5022	56,191	55,580	(611)	
		Disability Insurance	5032	4,970	4,921	(49)	
022700	Sheriff - General	Salaried Employees	5001	976,439	974,130	(2,309)	Requested Staffing Changes not supported by Budget Team
		Retirement & Social Security	5021	87,965	87,793	(172)	
		PERS Retirement	5022	141,376	140,956	(420)	
		Disability Insurance	5032	10,311	10,290	(21)	
022701	Kitchen Services	Salaried Employees	5001	214,217	213,640	(577)	Requested Staffing Changes not supported by Budget Team
		Retirement & Social Security	5021	20,358	20,313	(45)	
		PERS Retirement	5022	21,981	21,876	(105)	
		Disability Insurance	5032	2,376	2,370	(6)	
022900	Jail - General	Salaried Employees	5001	1,880,420	1,876,264	(4,156)	Requested Staffing Changes not supported by Budget Team
		Retirement & Social Security	5021	164,122	163,781	(341)	
		PERS Retirement	5022	219,901	219,142	(759)	
		Disability Insurance	5032	19,147	19,104	(43)	
023200	Building & Safety	Salaried Employees	5001	262,125	258,761	(3,364)	Requested Staffing Changes not supported by Budget Team
		Retirement & Social Security	5021	21,280	21,020	(260)	
		PERS Retirement	5022	31,588	31,255	(333)	
		Disability Insurance	5032	2,476	2,448	(28)	
023800	Planning & Zoning	Salaried Employees	5001	462,995	460,376	(2,619)	Requested Staffing Changes not supported by Budget Team
		Retirement & Social Security	5021	36,295	36,092	(203)	
		PERS Retirement	5022	71,390	70,913	(477)	
		Disability Insurance	5032	4,233	4,211	(22)	
023900	Animal Control - General	Salaried Employees	5001	390,957	381,698	(9,259)	Requested Staffing Changes not supported by Budget Team
		Retirement & Social Security	5021	36,379	35,586	(793)	
		PERS Retirement	5022	59,225	57,534	(1,691)	
		Disability Insurance	5032	4,290	4,197	(93)	

Budget Changes - Requested to Recommended - Requested Salary Changes

Budget #	Budget Name	Object Code Name	Object Code #	Department Requested	CAO Recommended	Increase/Decrease	Note
045700	Recycling & Waste Management	Salaried Employees	5001	1,075,467	1,058,994	(16,473)	Requested Staffing Changes not supported by Budget Team
		Retirement & Social Security	5021	84,092	82,823	(1,269)	
		PERS Retirement	5022	133,977	132,899	(1,078)	
		Medical Insurance	5031	256,830	248,225	(8,605)	
		Disability Insurance	5032	9,805	9,657	(148)	
076999	Parks & Recreation	Salaried Employees	5001	541,915	524,042	(17,873)	Requested Staffing Changes not supported by Budget Team
		Retirement & Social Security	5021	47,642	46,256	(1,386)	
		PERS Retirement	5022	66,579	64,144	(2,435)	
		Medical Insurance	5031	129,096	122,126	(6,970)	
		Disability Insurance	5032	5,561	5,400	(161)	
150100	Bishop Airport	Salaried Employees	5001	387,601	387,434	(167)	Requested Staffing Changes not supported by Budget Team
		Retirement & Social Security	5021	35,109	35,097	(12)	
		PERS Retirement	5022	38,656	38,625	(31)	
		Disability Insurance	5032	4,097	4,096	(1)	
152199	Water Systems	Salaried Employees	5001	277,511	273,814	(3,697)	Requested Staffing Changes not supported by Budget Team
		Retirement & Social Security	5021	22,004	21,720	(284)	
		PERS Retirement	5022	33,922	33,520	(402)	
		Disability Insurance	5032	2,568	2,535	(33)	
504605	Transportation & Planning	Salaried Employees	5001	134,610	134,523	(87)	Requested Staffing Changes not supported by Budget Team
		Retirement & Social Security	5021	10,349	10,342	(7)	
		PERS Retirement	5022	21,735	21,719	(16)	
		Disability Insurance	5032	1,203	1,202	(1)	
800001	Big Pine Lighting	Salaried Employees	5001	5,169	5,102	(67)	Requested Staffing Changes not supported by Budget Team
		Retirement & Social Security	5021	407	394	(13)	
		PERS Retirement	5022	946	915	(31)	
		Disability Insurance	5032	48	46	(2)	
800101	Independence Lighting	Salaried Employees	5001	3,136	2,968	(168)	Requested Staffing Changes not supported by Budget Team
		Retirement & Social Security	5021	249	236	(13)	
		PERS Retirement	5022	574	543	(31)	
		Disability Insurance	5032	29	28	(1)	
800201	Lone Pine Lighting	Salaried Employees	5001	3,136	2,968	(168)	Requested Staffing Changes not supported by Budget Team
		Retirement & Social Security	5021	249	236	(13)	
		PERS Retirement	5022	574	543	(31)	
		Disability Insurance	5032	29	28	(1)	

Budget Changes - Requested to Recommended - Salary Savings for Vacant Positions

Budget #	Budget Name	Object Code Name	Object Code #	Department Requested	CAO Recommended	Increase/Decrease	Note
023300	Agricultural Commissioner	Salaried Employees	5001	326,700	309,545	(17,155)	3 Months of Salary Savings for Agricultural Biologist Supervisor
		Retirement & Social Security	5021	24,510	23,185	(1,325)	
		PERS Retirement	5022	47,482	45,782	(1,700)	
		Medical Insurance	5031	72,181	68,542	(3,639)	
		Disability Insurance	5032	2,813	2,660	(153)	
010600	Assessor	Salaried Employees	5001	764,824	722,586	(42,238)	6 Months of Salary Savings for Appraiser I and 2.5 Months of Salary Savings for Auditor Appraiser I
		Retirement & Social Security	5021	59,783	56,524	(3,259)	
		PERS Retirement	5022	92,879	88,690	(4,189)	
		Medical Insurance	5031	137,800	127,185	(10,615)	
		Disability Insurance	5032	6,974	6,595	(379)	
066700	County Library	Part Time Employee	5012	238,109	224,281	(13,828)	3 Months of Salary Savings for BPAR and APAR Librarian positions
		Retirement & Social Security	5021	46,195	45,122	(1,073)	
010800	Personnel	Salaried Employees	5001	422,642	401,830	(20,812)	3 Months of Salary Savings for Personnel Analyst II
		Retirement & Social Security	5021	32,452	30,847	(1,605)	
		PERS Retirement	5022	70,922	68,890	(2,032)	
		Medical Insurance	5031	66,172	59,635	(6,537)	
		Disability Insurance	5032	3,746	3,560	(186)	
045400	Environmental Health	Salaried Employees	5001	663,962	647,090	(16,872)	3 Months of Salary Savings of Environmental Health Technician
		Retirement & Social Security	5021	51,258	49,956	(1,302)	
		PERS Retirement	5022	83,193	81,521	(1,672)	
		Medical Insurance	5031	131,312	126,782	(4,530)	
		Disability Insurance	5032	5,979	5,830	(149)	
683000	ESAAA	Part Time Employee	5012	378,660	354,060	(24,600)	3 Months of Salary Savings for 3 BPAR Program Services Assistants
		Retirement & Social Security	5021	62,478	60,573	(1,905)	
023000	Probation - General	Salaried Employees	5001	943,324	913,272	(30,052)	6 Months of Salary Savings for 1 Probation Officer I
		Retirement & Social Security	5021	73,792	71,441	(2,351)	
		PERS Retirement	5022	151,551	148,571	(2,980)	
		Medical Insurance	5031	185,762	176,387	(9,375)	
		Disability Insurance	5032	8,598	8,323	(275)	
023100	Juvenile Institutions	Salaried Employees	5001	658,596	612,648	(45,948)	6 Months of Salary Savings for 1 Rehabilitation Specialist I, 3 Months for 1 Rehabilitation Specialist I and 2 Months for 1 Rehabilitation Specialist

Budget Changes - Requested to Recommended - Salary Savings for Vacant Positions

Budget #	Budget Name	Object Code Name	Object Code #	Department Requested	CAO Recommended	Increase/Decrease	Note
		Retirement & Social Security	5021	51,962	48,358	(3,604)	
		PERS Retirement	5022	79,326	74,768	(4,558)	
		Medical Insurance	5031	192,629	175,671	(16,958)	
		Disability Insurance	5032	6,063	5,643	(420)	
011000	Maintenance - Building & Grounds	Salaried Employees	5001	724,745	708,708	(16,037)	1 Month Salary Savings for Building & Maintenance Worker 1 and 2 Months of Salary Savings for Custodian II
		Retirement & Social Security	5021	56,068	54,830	(1,238)	*Using CAO Recommended for comparison as that amount shows amounts for positions not approved
		PERS Retirement	5022	88,385	86,789	(1,596)	
		Medical Insurance	5031	217,382	216,130	(1,252)	
		Disability Insurance	5032	6,536	6,392	(144)	
011500	Public Works	Salaried Employees	5001	547,808	513,706	(34,102)	3 Months of Salary Savings for Engineering Technician and 3 Months of Salary Savings for Engineering Assistant II
		Retirement & Social Security	5021	42,236	39,603	(2,633)	*Using CAO Recommended for comparison as that amount shows amounts for positions not approved
		PERS Retirement	5022	55,580	52,197	(3,383)	
		Medical Insurance	5031	122,802	114,704	(8,098)	
		Disability Insurance	5032	4,921	4,614	(307)	
022710	Sheriff - Safety Personnel	Salaried Employees	5001	3,673,906	3,593,853	(80,053)	2 Months of Salary Savings for Lieutenant and 6 Months of Salary Savings for Corporal
		PERS Retirement	5022	902,229	879,058	(23,171)	
		Medical Insurance	5031	690,612	673,464	(17,148)	
		Disability Insurance	5032	38,046	37,200	(846)	
		Sheriff Deputies Disability	5033	11,091	10,859	(232)	
022900	Jail - General	Salaried Employees	5001	1,876,264	1,842,225	(34,039)	6 Months of Salary Savings for Correctional Officer
		Retirement & Social Security	5021	163,781	161,346	(2,435)	*Using CAO Recommended for comparison as that amount shows amounts for positions not approved
		PERS Retirement	5022	219,142	216,063	(3,079)	
		Medical Insurance	5031	372,990	362,177	(10,813)	
		Disability Insurance	5032	19,104	18,820	(284)	
022910	Jail - Safety Personnel	Salaried Employees	5001	792,800	744,476	(48,324)	3 Months of Salary Savings for Sergeant
		Retirement & Social Security	5021	55,934	54,057	(1,877)	
		PERS Retirement	5022	258,381	242,330	(16,051)	
		Medical Insurance	5031	113,261	106,631	(6,630)	

Budget Changes - Requested to Recommended - Salary Savings for Vacant Positions

Budget #	Budget Name	Object Code Name	Object Code #	Department Requested	CAO Recommended	Increase/Decrease	Note
		Disability Insurance	5032	7,845	7,625	(220)	
		Sheriff Deputies Disability	5033	2,107	2,018	(89)	
023900	Animal Control - General	Salaried Employees	5001	381,698	365,555	(16,143)	2 Months of Salary Savings for Animal Control Officer and 2 Months of Salary Savings for Shelter Assistant
		Retirement & Social Security	5021	35,586	34,033	(1,553)	*Using CAO Recommended for comparison as that amount shows amounts for positions not approved
		PERS Retirement	5022	57,534	55,217	(2,317)	
		Medical Insurance	5031	50,540	4,871	(45,669)	
		Disability Insurance	5032	4,197	4,016	(181)	

INYO COUNTY FISCAL YEAR 2023-2024 BUDGET HEARINGS SCHEDULE
Administrative Center, Independence
September 12, 2023 – beginning at 10:15 a.m. & continuing as necessary

I. Budget Message: Introduction and Summary of Fiscal Year 2023-2024 CAO Recommended Budget

II. Consent Agenda:	Page
Water	1
Owens River Water Trail Grant	6
Salt Cedar Project	9
Treasurer – Tax Collector	12
Sheriff	17
Animal Control – General	23
CalMet Task Force	28
DNA	32
Illegal Cannabis Suppression	35
Jail – CAD/RMS Project	38
Jail – General	41
Jail – Safety Personnel	47
Jail – STC	50
Jail Security Project	53
Kitchen Services	56
Off Highway Vehicle Grant	61
RAN	64
Sheriff – Safety Personnel	67
Road	71
State Funded Road Projects	77
Public Works	81
Big Pine Lighting	85
Bishop Airport – Operating	89
Bishop Airport – Special Aviation	95
Bishop Airport – Environmental Assessment	98
Building & Safety	101
County Services Area #2	106
Deferred Maintenance	110
Independence Airport – Operating	113
Independence Airport – Special Aviation	116
Independence Lighting	119
Lone Pine/Death Valley Airport – Operating	123
Lone Pine/Death Valley Airport – Special Aviation	127
Lone Pine/Death Valley Airport Improvement	130
Lone Pine Lighting	133
Maintenance – Building & Grounds	137
Parks & Recreation	142
Parks Rehab & Development Trust	148
Per Capita Grant – Prop 68	149
Recycling & Waste Management	150
Recycling & Waste Capital Improvement	156
Shoshone Airport – Special Aviation	159
Tecopa Lagoon Project	162
Transportation & Planning Trust	165
Water Systems Budget	169
Assessor	173

II. Consent Agenda Continued:	Page
Agricultural Commissioner/Sealer	178
Cannabis Regulation – General Operating	183
Eastern Sierra Weed Management Area Grant	187
Inyo Mosquito Abatement Program	192
Child Support Services	197
Public Administrator/Guardian	203
Probation – General	208
Criminal Justice Realignment	214
Juvenile Institutions	219
Out of County – Juvenile Hall	225
Prop 64 Public Health & Safety	229
Planning & Zoning	232
Yucca Mountain Oversight Grant	237
Health & Human Services – Health	241
CA Home Visiting Program	248
CalAim – Path Justice Involved	251
California Children Services – Administration	252
California Children Services – Treatment	257
Community Based Child Abuse Prevention (CBCAP)	261
Child Health & Disability Prevention (CHDP)	265
Community Mental Health	269
COC Continuum of Care	277
Drinking Driver Program	281
Eastern Sierra Area Agency on Aging (ESAAA)	285
ELC-2 Enhanced Lab Capacity	292
First Five Commission	297
FIRST Program	302
Foster Care	307
General Relief	310
Maternal Child Health Grant (MCAH)	313
Social Services – General	318
Substance Use Disorders	326
TANF/CalWORKs	331
Tobacco Tax Grant 22-25	334
Women, Infants, Children Grant 22-23 (WIC)	339
Women, Infants, Children Grant 23-24 (WIC)	344
Work Investment Act (WIA)	349
Grand Jury	353
Farm Advisor	356
Lease Rental	361
Range Improvement	364
Environmental Health – General	367
District Attorney	373
District Attorney – Safety	378
OES – VWAC 22-23	381
OES – VWAC 23-24	385
County Counsel	388
County Clerk – General	393
Elections	398
Recorder – Recorders Micrographic System	403
Coroner	408
Board of Supervisors	411

II. Consent Agenda Continued:	Page
Auditor-Controller – General	416
Auditor-Controller – CalPERS Refunding Safety	420
Auditor-Controller – Economic Stabilization	423
Auditor-Controller – General Reserves	426
Auditor-Controller – Geothermal	429
General Revenues & Expenditures	432
IFAS Upgrade	436
Insurance, Retirement, OASDI	439
PILT Trust	442
County Administrative Officer – General	443
Abatement	448
Accumulated Capital Outlay	451
Advertising County Resources	454
American Rescue Plan Act 2021	459
California Museum Grant 2022	462
County Radio Communication Fund	465
Computer Systems Fund	466
Computer Upgrade	467
Consolidated Office Building	470
Contingencies	474
County Liability Trust	475
County Library	478
Disaster Services	483
Economic Development	488
Emergency Preparedness 22-23	492
Emergency Preparedness 23-24	495
EMS - Emergency Medical Services	499
ESCOG	500
Fish & Game	504
General Relief Fund	507
Grants In Support	510
Great Basin APC Grant	513
Homeland Security 20-21	516
Homeland Security 21-22	519
Homeland Security 22-23	522
IMBC – Inyo Mono Broadband	525
Information Services	528
LATA – Local Agency Technical Assistance	533
LATCF	536
Law Library	539
Medical Malpractice Trust	542
Motor Pool – Operating	545
Motor Pool – Replacement	549
Museum – General	552
Natural Resource Development	557
Personnel	560
Property Tax Upgrade	564
Public Defender	567
Purchasing Revolving	570
Risk Management	573
Veterans Service Officer	577
Workers Compensation	581

WATER DEPARTMENT

024102

DEPARTMENTAL FUNCTIONS

The Water Department's responsibilities set forth in Inyo County Resolution 99-43 are to assist the implementation of the County's policy on extraction and use of water. The primary activities of the Water Department are implementation of the provisions in the Inyo/Los Angeles Long-Term Water Agreement (LTWA), the Final Environmental Impact Report for the LTWA, the 1997 Memorandum of Understanding (MOU) that established additional requirements for LTWA mitigation projects, and the Inyo County Groundwater Ordinance (Ordinance 1004) which regulates non-Los Angeles Department of Water and Power (LADWP) groundwater transfers. These responsibilities are met through development and implementation of water management strategies, environmental monitoring, implementation and monitoring of mitigation projects, environmental data analysis and interpretation, and provision of information to the public through public meetings, the Department's website, and annual reports. Other functions include representing the County in the Inyo-Mono Integrated Regional Water Management Program, acting as Executive Manager and Administrative staff to the Owens Valley Groundwater Authority, and administering the Clean Air Projects Program II. The Water Department provides technical and scientific analysis of water-related projects and supports dispute resolution proceedings under the LTWA or water-related litigation.

MAJOR ACCOMPLISHMENTS IN FISCAL YEAR 2022-2023

- Fulfilled all LTWA monitoring requirements, continued the riparian vegetation study, and began to incorporate drone remote sensing methods into monitoring programs
- Filled a vacant Research Associate position
- Filled a vacant Scientist - Hydrology position
- Hired new Water Director
- Initiated land access agreement negotiations with LADWP for Owens River Water Trail

GOALS FOR FISCAL YEAR 2023-2024

- Continue negotiations for a land access agreement with LADWP for the Owens River Water Trail and begin project design
- Conduct all LTWA monitoring requirements
- Negotiate renewal of Lower Owens River Project Post-Implementation agreement
- Map record flows in LORP and Blackrock Waterfowl Management Area
- Begin development of a riparian vegetation monitoring protocol

DEPARTMENTAL BUDGET REQUEST FOR FISCAL YEAR 2023-2024

The Department's Fiscal Year 2023-2024 Requested Budget represents an overall increase of \$43,355 in expenditures, and a decrease of \$64,305 in revenues, when compared to the Fiscal Year 2022-2023 Board Approved Budget. As a result, the Requested Net County Cost is increased by \$107,660.

However, because the Water Department is funded by LADWP, the Net County Cost will have no effect on the General Fund. The Water Department currently has a sufficient fund balance to cover these additional expenditures.

Personnel Costs decreased by \$85,542 compared to the Fiscal Year 2022-2023 Board Approved Budget, due to Retirement of current Director- new staff in Scientist-Hydrology and Research Assistant Position.

Revenues

4301 (INTEREST FROM TREASURY) increased by \$10,000: Based on last years revenue change; **4563** (CONTRIBUTION FROM DWP) decreased by \$30,210: Lower CPI and previous year adjustment; **4599** (OTHER AGENCIES) decreased by \$40,895: Reduction in OVGA meetings; **4824** (INTER GOVERNMENT CHARGES) decreased by \$3,200: Planning no longer renting back offices, Great Basin Grant adm reduction.

Personnel

The Department's Requested Budget represents no change in the number of fulltime equivalent (FTE) positions that are supported by this budget.

There are no requested changes to current positions: 10 FTE positions - 8 filled.

Services & Supplies

5112 (PERSONAL & SAFETY EQUIPMENT) decreased by \$1,000: Reducing costs; **5122** (CELL PHONES) increased by \$1,000: Increase in need for cell phone cache for seasonal staff; **5232** (OFFICE & OTHER EQUIP < \$5,000) increased by \$4,000: additional equipment necessary; **5265** (PROFESSIONAL & SPECIAL SERVICE) increased by \$25,000: Increase costs for additional consultants; **5301** (SMALL TOOLS & INSTRUMENTS) increased by \$4,000: additional equipment needed for hydrologist; **5311** (GENERAL OPERATING EXPENSE) increased by \$5,973: software maintenance; **5331** (TRAVEL EXPENSE) increased by \$7,000: new employee training and conferences.

Support & Care of Persons

(There are no changes in this object category from the previous fiscal year.)

Fixed Assets

5650 (EQUIPMENT) increased by \$5,000: additional drone purchase for vegetation studies and mapping.

FISCAL YEAR 2023-2024 REDUCTION IMPACTS TO BASE BUDGET

N/A

FISCAL YEAR 2023-2024 STATE/FEDERAL FUNDING SUMMARY

N/A

FISCAL YEAR 2023-2024 REGULATORY COMPLIANCE SUMMARY

N/A

MAJOR POLICY CONSIDERATIONS BEING REQUESTED

The Board of Supervisors may see a number of items come before them in the coming year: a Board decision whether to proceed with the Owens River Water Trail project and approval of a land access agreement with LADWP; continued tracking of the effects of the current extreme runoff; consideration of a renewal of the Lower Owens River Project Post-Implementation Agreement; consideration of water banking proposals from LADWP; direction for Standing Committee and OVGA meetings

COUNTY OF INYO

BUD002A - BUDGET REQUESTS

RUNDATE: 06/30/2023 TODAY'S DATE: 08/31/2023

FOR FISCAL YEARS: 07/01/2021 - 06/30/24

	YTD ACTUALS 06/30/2022	BOARD APPROVED 06/30/2023	WORKING BUDGET 06/30/2023	YTD ACTUALS 06/30/2023	DEPT REQUESTED 06/30/2024	CAO RECOMM 06/30/2024	BOARD APPROVED 06/30/2024
BUDGET UNIT: 024102 WATER DEPARTMENT							
FUND: 0024 WATER PROJECTS FUND							
REVENUES:							
4301 - INTEREST FROM TREASURY	\$5,028	\$5,000	\$9,000	\$16,397	\$15,000	\$15,000	\$0
REV USE OF MONEY & PROPERTY	\$5,028	\$5,000	\$9,000	\$16,397	\$15,000	\$15,000	\$0
4498 - STATE GRANTS	\$0	\$110,000	\$110,000	\$0	\$110,000	\$110,000	\$0
4563 - CONTRIBUTION FROM DWP	\$1,669,067	\$1,800,923	\$1,752,520	\$1,752,520	\$1,770,713	\$1,770,713	\$0
4599 - OTHER AGENCIES	\$62,180	\$45,895	\$8,000	\$10,754	\$5,000	\$5,000	\$0
AID FROM OTHER GOVT AGENCIES	\$1,731,247	\$1,956,818	\$1,870,520	\$1,763,274	\$1,885,713	\$1,885,713	\$0
4824 - INTER GOVERNMENT CHARGES	\$12,852	\$6,200	\$6,200	\$8,432	\$3,000	\$3,000	\$0
CHARGES FOR CURRENT SERVICES	\$12,852	\$6,200	\$6,200	\$8,432	\$3,000	\$3,000	\$0
4998 - OPERATING TRANSFERS IN	\$53,664	\$65,000	\$65,000	\$70,572	\$65,000	\$65,000	\$0
OTHER FINANCING SOURCES	\$53,664	\$65,000	\$65,000	\$70,572	\$65,000	\$65,000	\$0
4922 - SALES OF COPIES	\$113	\$100	\$100	\$0	\$100	\$100	\$0
OTHER REVENUE	\$113	\$100	\$100	\$0	\$100	\$100	\$0
TOTAL REVENUES:	\$1,802,905	\$2,033,118	\$1,950,820	\$1,858,677	\$1,968,813	\$1,968,813	\$0
EXPENSES:							
5001 - SALARIED EMPLOYEES	\$692,175	\$807,080	\$807,080	\$734,241	\$741,191	\$741,191	\$0
5012 - PART TIME EMPLOYEES	\$27,564	\$62,868	\$62,868	\$45,825	\$72,156	\$72,156	\$0
5021 - RETIREMENT & SOCIAL SECURITY	\$54,777	\$67,892	\$67,892	\$60,542	\$63,724	\$63,724	\$0
5022 - PERS RETIREMENT	\$101,358	\$112,968	\$112,968	\$107,745	\$105,281	\$105,281	\$0
5024 - RETIREMENT-UNFUNDED LIAB	\$94,870	\$107,003	\$107,003	\$107,003	\$112,884	\$112,884	\$0
5025 - RETIREE HEALTH BENEFITS	\$75,544	\$93,023	\$93,023	\$82,522	\$123,813	\$123,813	\$0
5031 - MEDICAL INSURANCE	\$95,715	\$158,165	\$158,165	\$94,327	\$106,525	\$106,525	\$0
5032 - DISABILITY INSURANCE	\$7,609	\$9,654	\$9,654	\$6,678	\$7,438	\$7,438	\$0
5043 - OTHER BENEFITS	\$10,493	\$12,034	\$19,000	\$28,223	\$12,133	\$12,133	\$0
SALARIES & BENEFITS	\$1,160,109	\$1,430,687	\$1,437,653	\$1,267,110	\$1,345,145	\$1,345,145	\$0
5112 - PERSONAL & SAFETY EQUIPMENT	\$566	\$3,000	\$3,000	\$446	\$2,000	\$2,000	\$0
5122 - CELL PHONES	\$5,113	\$6,000	\$14,000	\$14,452	\$7,000	\$7,000	\$0
5154 - UNEMPLOYMENT INSURANCE	\$108	\$1,000	\$1,000	\$0	\$1,000	\$1,000	\$0

COUNTY OF INYO

BUD002A - BUDGET REQUESTS

RUNDATE: 06/30/2023 TODAY'S DATE: 08/31/2023

FOR FISCAL YEARS: 07/01/2021 - 06/30/24

	YTD ACTUALS 06/30/2022	BOARD APPROVED 06/30/2023	WORKING BUDGET 06/30/2023	YTD ACTUALS 06/30/2023	DEPT REQUESTED 06/30/2024	CAO RECOMM 06/30/2024	BOARD APPROVED 06/30/2024
5173 - MAINTENANCE OF EQUIPMENT-MATER	\$0	\$500	\$500	\$0	\$500	\$500	\$0
5199 - MAINT OF STRUCTURES-MATERIALS	\$0	\$500	\$500	\$0	\$500	\$500	\$0
5232 - OFFICE & OTHER EQUIP < \$5,000	\$4,546	\$14,400	\$11,000	\$8,605	\$18,400	\$18,400	\$0
5263 - ADVERTISING	\$426	\$600	\$800	\$505	\$600	\$600	\$0
5265 - PROFESSIONAL & SPECIAL SERVICE	\$36,129	\$230,276	\$247,557	\$60,545	\$255,276	\$255,276	\$0
5291 - OFFICE, SPACE & SITE RENTAL	\$51,351	\$53,051	\$53,051	\$0	\$53,051	\$53,051	\$0
5301 - SMALL TOOLS & INSTRUMENTS	\$0	\$1,000	\$8,000	\$7,294	\$5,000	\$5,000	\$0
5311 - GENERAL OPERATING EXPENSE	\$20,657	\$26,804	\$15,000	\$25,989	\$32,777	\$32,777	\$0
5331 - TRAVEL EXPENSE	\$3,163	\$19,650	\$10,000	\$4,022	\$26,650	\$26,650	\$0
SERVICES & SUPPLIES	\$122,063	\$356,781	\$364,408	\$121,861	\$402,754	\$402,754	\$0
5121 - INTERNAL CHARGES	\$33,364	\$47,000	\$47,000	\$39,649	\$41,000	\$41,000	\$0
5123 - TECH REFRESH EXPENSE	\$15,776	\$17,543	\$17,543	\$17,543	\$14,309	\$14,309	\$0
5127 - MOBILE DEVICE MANAGEMENT-INTER	\$172	\$73	\$300	\$304	\$0	\$0	\$0
5128 - INTERNAL SHREDDING CHARGES	\$377	\$576	\$621	\$621	\$576	\$576	\$0
5129 - INTERNAL COPY CHARGES (NON-IS)	\$1,681	\$3,000	\$2,000	\$1,938	\$2,500	\$2,500	\$0
5152 - WORKERS COMPENSATION	\$17,201	\$13,292	\$13,292	\$13,292	\$19,658	\$19,658	\$0
5155 - PUBLIC LIABILITY INSURANCE	\$16,595	\$21,246	\$21,246	\$21,246	\$37,947	\$37,947	\$0
5315 - COUNTY COST PLAN	\$27,398	\$172,502	\$172,502	\$172,502	\$197,400	\$197,400	\$0
5333 - MOTOR POOL	\$52,998	\$53,942	\$53,942	\$55,537	\$53,707	\$53,707	\$0
INTERNAL CHARGES	\$165,565	\$329,174	\$328,446	\$322,633	\$367,097	\$367,097	\$0
5539 - OTHER AGENCY CONTRIBUTIONS	\$58,664	\$75,000	\$75,000	\$70,572	\$65,000	\$65,000	\$0
OTHER CHARGES	\$58,664	\$75,000	\$75,000	\$70,572	\$65,000	\$65,000	\$0
5650 - EQUIPMENT	\$0	\$0	\$31,000	\$23,259	\$5,000	\$5,000	\$0
FIXED ASSETS	\$0	\$0	\$31,000	\$23,259	\$5,000	\$5,000	\$0
5801 - OPERATING TRANSFERS OUT	\$85,624	\$0	\$0	\$0	\$50,000	\$50,000	\$0
OTHER FINANCING USES	\$85,624	\$0	\$0	\$0	\$50,000	\$50,000	\$0
TOTAL EXPENSES:	<u>\$1,592,026</u>	<u>\$2,191,642</u>	<u>\$2,236,507</u>	<u>\$1,805,438</u>	<u>\$2,234,996</u>	<u>\$2,234,996</u>	<u>\$0</u>
BUDGET UNIT: 024102 WATER DEPARTMENT	\$210,879	(\$158,524)	(\$285,687)	\$53,238	(\$266,183)	(\$266,183)	\$0

OWENS RIVER WATER TRAIL GRANT 621902

DEPARTMENTAL FUNCTIONS

The Owens River Water Trail (ORWT) Grant is a special budget unit created for funds obtained from the California Natural Resources Agency, River Parkways grant. These grant funds may be expended if planning or construction begins on the project. Several requirements remain before these funds can be expended, including acquiring a land access agreement with LADWP, certification of CEQA, issuance of all permits, and Board of Supervisors authorization to proceed with the project. Several of these requirements may be completed in 2023-2024. If the project proceeds, it will remove numerous in-channel obstructions in a 6.3-mile stretch of the Lower Owens River and construct river access facilities, restrooms, and signage to create a water trail for non-motorized boats.

MAJOR ACCOMPLISHMENTS IN FISCAL YEAR 2022-2023

- Continued work on a final budget and acquired grant extension through March 31, 2024
- Much of the work on this recreational project was postponed due to the pandemic
- Beginning of land lease negotiations with LADWP

GOALS FOR FISCAL YEAR 2023-2024

- Continue to negotiate, and work to finalize, land access agreement with LADWP
- Complete final engineering design and required permitting that rely on this grant funding to complete
- Inyo Board consideration of the anticipated construction and operation and maintenance budgets for the project

DEPARTMENTAL BUDGET REQUEST FOR FISCAL YEAR 2023-2024

The Department's Fiscal Year 2023-2024 Requested Budget represents an overall increase of \$0 in expenditures, and an increase of \$0 in revenues, when compared to the Fiscal Year 2022-2023 Board Approved Budget. As a result, the Requested Net County Cost is increased by \$0.

Personnel Costs did not change compared to the Fiscal Year 2022-2023 Board Approved Budget.

Revenues

(There are no changes in this object category from the previous fiscal year.)

Personnel

The Department's Requested Budget represents no change in the number of fulltime equivalent (FTE) positions that are supported by this budget.

Water Department staff administers the grant; no positions are supported by this grant.

Services & Supplies

(There are no changes in this object category from the previous fiscal year.)

Support & Care of Persons

(There are no changes in this object category from the previous fiscal year.)

Fixed Assets

(There are no changes in this object category from the previous fiscal year.)

FISCAL YEAR 2023-2024 REDUCTION IMPACTS TO BASE BUDGET

N/A

FISCAL YEAR 2023-2024 STATE/FEDERAL FUNDING SUMMARY

N/A

FISCAL YEAR 2023-2024 REGULATORY COMPLIANCE SUMMARY

N/A

MAJOR POLICY CONSIDERATIONS BEING REQUESTED

This grant and another from the Department of Boating and Waterways require a 20-year land access or lease agreement with LADWP to secure access to the site before grant funds can be expended for planning or construction. LADWP has expressed concerns over the potential costs to the City to remediate damage from potential impacts from the project not corrected by the County. That issue will be addressed by conditions in the lease agreement, possibly including development of a vehicle of financial assurance to compensate for impacts mitigated by LADWP. The lease terms have yet to be negotiated with the City of Los Angeles and will require Board approval.

The Lower Owens River Project Post Implementation Agreement with Los Angeles provides that the County is responsible for all costs arising from the development of a recreation use plan for the LORP, and the ORWT is part of the recreational use plan. Increased construction costs since the project was originally conceived will probably require acquisition of additional outside funding which will require Board approval. The project, if constructed using the grant funds, will require the County to commit to maintain the facilities for a 20-year period. Proceeding to develop this project presents significant opportunities and obligations for the County in the long term.

COUNTY OF INYO

BUD002A - BUDGET REQUESTS

RUNDATE: 06/30/2023 TODAY'S DATE: 08/31/2023

FOR FISCAL YEARS: 07/01/2021 - 06/30/24

	YTD ACTUALS 06/30/2022	BOARD APPROVED 06/30/2023	WORKING BUDGET 06/30/2023	YTD ACTUALS 06/30/2023	DEPT REQUESTED 06/30/2024	CAO RECOMM 06/30/2024	BOARD APPROVED 06/30/2024
BUDGET UNIT: 621902 OWENS RIVER WATER TRAIL GRANT							
FUND: 6274 OWENS RIVER WATER TRAIL GRANT							
REVENUES:							
4498 - STATE GRANTS	\$0	\$500,032	\$500,032	\$0	\$500,032	\$500,032	\$0
AID FROM OTHER GOVT AGENCIES	\$0	\$500,032	\$500,032	\$0	\$500,032	\$500,032	\$0
TOTAL REVENUES:	<u>\$0</u>	<u>\$500,032</u>	<u>\$500,032</u>	<u>\$0</u>	<u>\$500,032</u>	<u>\$500,032</u>	<u>\$0</u>
EXPENSES:							
5265 - PROFESSIONAL & SPECIAL SERVICE	\$0	\$500,032	\$500,032	\$0	\$500,032	\$500,032	\$0
SERVICES & SUPPLIES	\$0	\$500,032	\$500,032	\$0	\$500,032	\$500,032	\$0
TOTAL EXPENSES:	<u>\$0</u>	<u>\$500,032</u>	<u>\$500,032</u>	<u>\$0</u>	<u>\$500,032</u>	<u>\$500,032</u>	<u>\$0</u>
BUDGET UNIT: 621902 OWENS RIVER WATER TRAIL GRANT	\$0	\$0	\$0	\$0	\$0	\$0	\$0

**SALT CEDAR PROJECT
024502**

DEPARTMENTAL FUNCTIONS

The Saltcedar program is responsible for identifying, treating, and monitoring saltcedar populations on City of Los Angeles-owned lands within the Owens Valley. Funds for the program are provided in accordance with the Long-Term Water Agreement (LTWA). The program generally operates October through March when treatment control measures are most effective. Until additional grant funds are obtained, the available annual funding is sufficient to support fixed costs and single staff member for the field season.

MAJOR ACCOMPLISHMENTS IN FISCAL YEAR 2022-2023

- Filled the vacant Research Assistant position.

GOALS FOR FISCAL YEAR 2023-2024

- Continue to cooperate with LADWP to jointly implement a saltcedar control program
- The primary focus of the program will include treating previously untreated areas and re-sprouts in treated areas to increase control effectiveness
- Survey and treat areas of saltcedar in the LORP, including recruits not located or treated in previous efforts

DEPARTMENTAL BUDGET REQUEST FOR FISCAL YEAR 2023-2024

The Department's Fiscal Year 2023-2024 Requested Budget represents an overall decrease of \$20,865 in expenditures, and a decrease of \$1,517 in revenues, when compared to the Fiscal Year 2022-2023 Board Approved Budget. As a result, the Requested Net County Cost is decreased by \$19,348.

Personnel Costs decreased by \$13,685 compared to the Fiscal Year 2022-2023 Board Approved Budget, due to New Research Assistant position - part time seasonal.

Revenues

4563 (CONTRIBUTION FROM DWP) decreased by \$1,517: a decrease in the CPI index from previous year to include an adjustment.

Personnel

The Department's Requested Budget represents no change in the number of fulltime equivalent (FTE) positions that are supported by this budget.

The Saltcedar program hired an additional seasonal staff to assist with the Saltcedar program.

Services & Supplies

(There are no changes in this object category from the previous fiscal year.)

Support & Care of Persons

(There are no changes in this object category from the previous fiscal year.)

Fixed Assets

(There are no changes in this object category from the previous fiscal year.)

FISCAL YEAR 2023-2024 REDUCTION IMPACTS TO BASE BUDGET

N/A

FISCAL YEAR 2023-2024 STATE/FEDERAL FUNDING SUMMARY

N/A

FISCAL YEAR 2023-2024 REGULATORY COMPLIANCE SUMMARY

N/A

MAJOR POLICY CONSIDERATIONS BEING REQUESTED

N/A

COUNTY OF INYO

BUD002A - BUDGET REQUESTS

RUNDATE: 06/30/2023 TODAY'S DATE: 08/31/2023

FOR FISCAL YEARS: 07/01/2021 - 06/30/24

	YTD ACTUALS 06/30/2022	BOARD APPROVED 06/30/2023	WORKING BUDGET 06/30/2023	YTD ACTUALS 06/30/2023	DEPT REQUESTED 06/30/2024	CAO RECOMM 06/30/2024	BOARD APPROVED 06/30/2024
BUDGET UNIT: 024502 SALT CEDAR PROJECT							
FUND: 0024 WATER PROJECTS FUND							
REVENUES:							
4563 - CONTRIBUTION FROM DWP	\$92,484	\$90,505	\$53,000	\$33,084	\$88,988	\$88,988	\$0
AID FROM OTHER GOVT AGENCIES	\$92,484	\$90,505	\$53,000	\$33,084	\$88,988	\$88,988	\$0
TOTAL REVENUES:	\$92,484	\$90,505	\$53,000	\$33,084	\$88,988	\$88,988	\$0
EXPENSES:							
5001 - SALARIED EMPLOYEES	\$25,055	\$25,596	\$0	\$0	\$24,657	\$24,657	\$0
5012 - PART TIME EMPLOYEES	\$16,784	\$20,792	\$4,300	\$4,290	\$12,556	\$12,556	\$0
5021 - RETIREMENT & SOCIAL SECURITY	\$3,213	\$3,590	\$350	\$328	\$2,874	\$2,874	\$0
5022 - PERS RETIREMENT	\$2,350	\$2,343	\$0	\$0	\$2,446	\$2,446	\$0
5024 - RETIREMENT-UNFUNDED LIAB	\$17,788	\$20,063	\$20,063	\$20,063	\$21,166	\$21,166	\$0
5031 - MEDICAL INSURANCE	\$2,907	\$8,501	\$0	\$0	\$3,676	\$3,676	\$0
5032 - DISABILITY INSURANCE	\$286	\$511	\$0	\$0	\$336	\$336	\$0
5043 - OTHER BENEFITS	\$264	\$0	\$0	\$0	\$0	\$0	\$0
SALARIES & BENEFITS	\$68,651	\$81,396	\$24,713	\$24,682	\$67,711	\$67,711	\$0
5265 - PROFESSIONAL & SPECIAL SERVICE	\$561	\$700	\$0	\$0	\$700	\$700	\$0
5311 - GENERAL OPERATING EXPENSE	\$3,513	\$5,000	\$0	\$0	\$5,000	\$5,000	\$0
SERVICES & SUPPLIES	\$4,074	\$5,700	\$0	\$0	\$5,700	\$5,700	\$0
5152 - WORKERS COMPENSATION	\$792	\$977	\$977	\$977	\$84	\$84	\$0
5155 - PUBLIC LIABILITY INSURANCE	\$1,000	\$1,302	\$1,302	\$1,302	\$163	\$163	\$0
5315 - COUNTY COST PLAN	\$12,609	\$14,526	\$14,526	\$14,526	\$9,378	\$9,378	\$0
5333 - MOTOR POOL	\$5,356	\$6,000	\$900	\$834	\$6,000	\$6,000	\$0
INTERNAL CHARGES	\$19,757	\$22,805	\$17,705	\$17,639	\$15,625	\$15,625	\$0
5650 - EQUIPMENT	\$0	\$0	\$10,000	\$0	\$0	\$0	\$0
FIXED ASSETS	\$0	\$0	\$10,000	\$0	\$0	\$0	\$0
TOTAL EXPENSES:	\$92,484	\$109,901	\$52,418	\$42,321	\$89,036	\$89,036	\$0
BUDGET UNIT: 024502 SALT CEDAR PROJECT	(\$0)	(\$19,396)	\$582	(\$9,237)	(\$48)	(\$48)	\$0

TTC GENERAL 010500

DEPARTMENTAL FUNCTIONS

The Treasury provides investment services that ensure the safety, liquidity, and yield on all public funds on deposit. The Treasury Pool reached a new deposit high of over \$215,000,000.00 this fiscal year. This office is the depository for all County offices, School Districts, other Local Agencies, and Special Districts. As the banker for the Treasury Pool participants, this Department is responsible for initiating, receiving, and reconciling over \$900,000,000.00 dollars' worth of transactions annually.

The Tax Collector functions include the billing, collection, enforcement, and accounting of over \$56,000,000.00 in annual revenues that benefit all taxing agencies within Inyo County, and a few in adjacent jurisdictions. Real property, personal property, Transient Occupancy Tax (TOT), and Cannabis taxes, are just a few types of tax revenues managed by this Department. This Department, in conjunction with the Auditor-Controller's office, works to ensure that all checks and balances and internal controls are in place and operating as expected. As one half of the oversight coin, we strive to provide the highest levels of security for all the funds on deposit. Securing and maintaining the taxpayer's confidence in our operations is a top priority for this Department.

MAJOR ACCOMPLISHMENTS IN FISCAL YEAR 2022-2023

- Onboarded four new County employees allowing for improved efficiencies.
- Completed preparations to provide treasury services to the Quilter Consolidated Office Building (QCOB) beginning in early 2023/24
- Coordinated and completed the migration of the treasury general account from Union Bank to Bank of Montreal (BMO) Harris.

GOALS FOR FISCAL YEAR 2023-2024

- Finalize the migration of treasury bank accounts along with streamlining and updating processes.
- Continue moving towards completion of the Aumentum implementation.
- Create and implement the county-wide business license program.
- Finalize the updating of the Inyo County Code Section 3.20 et seq (HTOT)

DEPARTMENTAL BUDGET REQUEST FOR FISCAL YEAR 2023-2024

The Department's Fiscal Year 2023-2024 Requested Budget represents an overall increase of \$289,067 in expenditures, and a decrease of \$108,229 in revenues, when compared to the Fiscal Year 2022-2023 Board Approved Budget. As a result, the Requested Net County Cost is increased by \$397,296.

The increase to the department's Net County Cost are attributed to increasing Personnel costs including our request for a new position for the fiscal year to support the treasury operations in Bishop. The revenue reduction is a result of the Board approved 22/23 revenues not reflecting the adjustment made at mid-year when the tax auction was cancelled due to staffing shortages. If this was recognized, we would not be showing an overall decrease.

Personnel Costs increased by \$124,555 compared to the Fiscal Year 2022-2023 Board Approved Budget, due to the Personnel expenses of the requested position for the treasury operations in Bishop..

Revenues

4605 (DELINQUENT TAX SALE FEE) decreased by \$150,298: With the 22/23 mid-year adjustment recognized, this category actually results in an increase; **4825** (OTHER CURRENT CHARGES) increased by \$39,864: Increase to Treasurer's Administrative Fee due to the request for a new position for the Bishop treasury operations; **4998** (OPERATING TRANSFERS IN) decreased by \$3,000: Removed the costs associated with travel arrangements for meetings; **4958** (UNCLAIMED FUNDS) increased by \$1,250: Scheduling the unclaimed funds process this FY; **4959** (MISCELLANEOUS REVENUE) increased by \$3,955: Sales of the property tax rolls have increased.

Personnel

The Department's Requested Budget represents an increase in the number of fulltime equivalent (FTE) positions that are supported by this budget.

The department is preparing for a pilot program for treasury services to the Bishop area centered in the QCOB. We have requested an Administrative Analyst position be allocated to the department. This position must be a high performing, independent fiscal analyst. We have determined there will be cost savings associated with the centralization of treasury services in the Bishop area with the addition of this position.

Services & Supplies

5232 (OFFICE & OTHER EQUIP < \$5,000) increased by \$6,400: Completion of the Quilter Consolidated Office Building (QCOB) setup in addition to the purchase of office equipment for all locations; **5263** (ADVERTISING) decreased by \$4,200: Reduction in costs of advertising and the size of the publications; **5265** (PROFESSIONAL & SPECIAL SERVICE) increased by \$120,325: Conducting a tax-defaulted auction this FY and most costs are directly related to this process. They are 100% recoverable. Also factored in is the licensing and software application for the new business license program; **5311** (GENERAL OPERATING EXPENSE) increased by \$4,525: Resulting from the additional costs of the bank migration and replacement of all business supplies for pool participants; **5331** (TRAVEL EXPENSE) decreased by \$2,591: Eliminated two meetings this FY due to scheduling conflict; **5332** (MILEAGE REIMBURSEMENT) increased by \$2,600: Allowing staff to travel to conferences to enhance training opportunities; **5351** (UTILITIES) increased by \$6,020: Related to the tax-defaulted land auction this FY. Expenditure is recoverable.

Support & Care of Persons

(There are no changes in this object category from the previous fiscal year.)

Fixed Assets

5650 (EQUIPMENT) increased by \$16,000: Purchase two copiers for department operations. This would result in an overall cost savings long-term.

FISCAL YEAR 2023-2024 REDUCTION IMPACTS TO BASE BUDGET

This department is unable to meet the budget parameters. We are requesting additional personnel for treasury operations and are committed to the expansion of services during the FY. We would not be able to support a new position, create and implement the new business license program, or conduct the tax auction if we were to meet the budget parameters.

FISCAL YEAR 2023-2024 STATE/FEDERAL FUNDING SUMMARY

N/A

FISCAL YEAR 2023-2024 REGULATORY COMPLIANCE SUMMARY

N/A

MAJOR POLICY CONSIDERATIONS BEING REQUESTED

The costs associated with the new business license program are already factored into the operating budget of the department. There will be a drain on my management resources during the development and implementation periods of this project. This program will also need to be approved by the Board of Supervisors before implementation.

The Board previously approved the overhauling of County Code Section 3.20 et seq. We will need to execute the Ordinance update process which will have a nominal cost impact but will tax the available management time to complete.

COUNTY OF INYO

BUD002A - BUDGET REQUESTS

RUNDATE: 06/30/2023 TODAY'S DATE: 08/31/2023

FOR FISCAL YEARS: 07/01/2021 - 06/30/24

	YTD ACTUALS 06/30/2022	BOARD APPROVED 06/30/2023	WORKING BUDGET 06/30/2023	YTD ACTUALS 06/30/2023	DEPT REQUESTED 06/30/2024	CAO RECOMM 06/30/2024	BOARD APPROVED 06/30/2024
BUDGET UNIT: 010500 TTC GENERAL							
FUND: 0001 GENERAL FUND							
REVENUES:							
4605 - DELINQUENT TAX SALE FEE	\$1,636	\$300,000	\$50	\$750	\$149,702	\$149,702	\$0
4812 - NSF CHARGES	\$60	\$40	\$40	\$156	\$40	\$40	\$0
4825 - OTHER CURRENT CHARGES	\$464,556	\$500,060	\$500,060	\$500,060	\$539,924	\$539,924	\$0
CHARGES FOR CURRENT SERVICES	\$466,252	\$800,100	\$500,150	\$500,966	\$689,666	\$689,666	\$0
4998 - OPERATING TRANSFERS IN	\$0	\$31,000	\$31,000	\$0	\$28,000	\$28,000	\$0
OTHER FINANCING SOURCES	\$0	\$31,000	\$31,000	\$0	\$28,000	\$28,000	\$0
4958 - UNCLAIMED FUNDS	\$0	\$0	\$47,276	\$47,976	\$1,250	\$1,250	\$0
4959 - MISCELLANEOUS REVENUE	\$1,940	\$1,075	\$5,000	\$8,726	\$5,030	\$5,030	\$0
OTHER REVENUE	\$1,940	\$1,075	\$52,276	\$56,702	\$6,280	\$6,280	\$0
TOTAL REVENUES:	\$468,192	\$832,175	\$583,426	\$557,669	\$723,946	\$723,946	\$0
EXPENSES:							
5001 - SALARIED EMPLOYEES	\$361,762	\$479,681	\$446,000	\$434,239	\$569,884	\$569,884	\$0
5003 - OVERTIME	\$1,666	\$3,000	\$3,000	\$0	\$0	\$0	\$0
5012 - PART TIME EMPLOYEES	\$0	\$0	\$4,085	\$4,083	\$0	\$0	\$0
5021 - RETIREMENT & SOCIAL SECURITY	\$28,584	\$38,530	\$36,000	\$33,523	\$44,927	\$44,927	\$0
5022 - PERS RETIREMENT	\$48,102	\$54,251	\$52,000	\$49,781	\$68,157	\$68,157	\$0
5024 - RETIREMENT-UNFUNDED LIAB	\$59,293	\$66,876	\$66,876	\$66,876	\$70,552	\$70,552	\$0
5031 - MEDICAL INSURANCE	\$45,556	\$80,401	\$67,200	\$63,484	\$91,982	\$91,982	\$0
5032 - DISABILITY INSURANCE	\$2,577	\$5,482	\$5,250	\$2,664	\$5,241	\$5,241	\$0
5034 - EDUCATION REIMBURSEMENT	\$0	\$0	\$0	\$0	\$2,000	\$0	\$0
5043 - OTHER BENEFITS	\$16,587	\$12,034	\$11,000	\$11,090	\$12,067	\$12,067	\$0
SALARIES & BENEFITS	\$564,130	\$740,255	\$691,411	\$665,744	\$864,810	\$862,810	\$0
5232 - OFFICE & OTHER EQUIP < \$5,000	\$7,711	\$1,400	\$14,136	\$14,136	\$7,800	\$6,300	\$0
5263 - ADVERTISING	\$1,764	\$16,800	\$8,000	\$3,481	\$12,600	\$12,600	\$0
5265 - PROFESSIONAL & SPECIAL SERVICE	\$76,404	\$125,245	\$97,264	\$61,908	\$245,570	\$245,570	\$0
5311 - GENERAL OPERATING EXPENSE	\$5,918	\$11,325	\$11,325	\$7,661	\$15,850	\$15,850	\$0
5326 - LATE FEES & FINANCE CHARGES	\$20	\$0	\$0	\$0	\$0	\$0	\$0
5331 - TRAVEL EXPENSE	\$3,041	\$17,650	\$17,650	\$10,639	\$15,059	\$15,059	\$0

COUNTY OF INYO

BUD002A - BUDGET REQUESTS

RUNDATE: 06/30/2023 TODAY'S DATE: 08/31/2023

FOR FISCAL YEARS: 07/01/2021 - 06/30/24

	YTD ACTUALS 06/30/2022	BOARD APPROVED 06/30/2023	WORKING BUDGET 06/30/2023	YTD ACTUALS 06/30/2023	DEPT REQUESTED 06/30/2024	CAO RECOMM 06/30/2024	BOARD APPROVED 06/30/2024
5332 - MILEAGE REIMBURSEMENT	\$0	\$0	\$0	\$0	\$2,600	\$0	\$0
5351 - UTILITIES	\$1,800	\$1,980	\$1,100	\$762	\$8,000	\$8,000	\$0
SERVICES & SUPPLIES	\$96,660	\$174,400	\$149,475	\$98,590	\$307,479	\$303,379	\$0
5123 - TECH REFRESH EXPENSE	\$6,351	\$8,596	\$8,596	\$8,596	\$7,762	\$7,762	\$0
5128 - INTERNAL SHREDDING CHARGES	\$178	\$288	\$311	\$311	\$288	\$288	\$0
5129 - INTERNAL COPY CHARGES (NON-IS)	\$6,986	\$5,000	\$5,000	\$6,353	\$8,000	\$8,000	\$0
5152 - WORKERS COMPENSATION	\$5,758	\$6,743	\$6,743	\$6,743	\$10,694	\$10,694	\$0
5155 - PUBLIC LIABILITY INSURANCE	\$8,961	\$10,778	\$10,778	\$10,778	\$20,644	\$20,644	\$0
5333 - MOTOR POOL	\$14,556	\$19,000	\$19,000	\$13,665	\$18,450	\$18,450	\$0
INTERNAL CHARGES	\$42,791	\$50,405	\$50,428	\$46,446	\$65,838	\$65,838	\$0
5650 - EQUIPMENT	\$0	\$0	\$0	\$0	\$16,000	\$0	\$0
FIXED ASSETS	\$0	\$0	\$0	\$0	\$16,000	\$0	\$0
TOTAL EXPENSES:	\$703,582	\$965,060	\$891,314	\$810,780	\$1,254,127	\$1,232,027	\$0
BUDGET UNIT: 010500 TTC GENERAL	(\$235,389)	(\$132,885)	(\$307,888)	(\$253,111)	(\$530,181)	(\$508,081)	\$0

SHERIFF - GENERAL

022700

DEPARTMENTAL FUNCTIONS

The Sheriff's General Budget covers the personnel costs of the Sheriff's Administrative Assistant, Dispatchers, Office Managers, Office Technician, Civil Officer, Evidence Technician, Part-time Evidence Technician, Public Information Officer, and Reserve Deputy Sheriffs. The budget covers all general operating expenses for the Sheriff's Office.

MAJOR ACCOMPLISHMENTS IN FISCAL YEAR 2022-2023

- Expanded the K9 unit and outreach with local schools
- Increased community outreach and involvement
- The Code-Red emergency notification system continues to be successful for warning the public in emergency situations
- The Sheriff's office has continued to utilize social media to keep the public informed of upcoming events and emergency services updates

GOALS FOR FISCAL YEAR 2023-2024

- Reclassifying two administrative positions to bring them in line with the equity study

DEPARTMENTAL BUDGET REQUEST FOR FISCAL YEAR 2023-2024

The Department's Fiscal Year 2023-2024 Requested Budget represents an overall increase of \$576,086 in expenditures, and an increase of \$296,602 in revenues, when compared to the Fiscal Year 2022-2023 Board Approved Budget. As a result, the Requested Net County Cost is increased by \$279,484.

Personnel Costs increased by \$261,456 compared to the Fiscal Year 2022-2023 Board Approved Budget, due to COLA's, insurance costs and reclassifying two administrative positions to bring them in line with the equity study and a request to change the part-time Evidence Technician to a full-time Evidence Technician.

Revenues

4178 (FINGERPRINT PERMITS) decreased by \$2,000: Prior years actual revenue; **4486** (AB443 - SHERIFF) increased by \$127,935: Prior year rollover expenses and expanding SED and SAR program equipment; **4488** (CITIZEN OPTION - PUBLIC SAFETY) increased by \$78,570: Allocation 21/22; **4555** (FEDERAL GRANTS) decreased by \$12,875: BVP reimbursement, less vests to purchase and replace; **4695** (SEARCH & RESCUE) decreased by \$900: Prior years actual revenue; **4699** (CIVIL PROCESS SERVICE) increased by \$1,000: Prior years actual revenue; **4765** (P.O.S.T.) increased by \$5,000: Increase in POST training reimbursements; **4809** (WRAP FEES) increased by \$1,700: Prior years actual revenue; **4821** (INTRA COUNTY CHARGES) decreased by \$54,256: Radio project balance rollover, less CCP funding requested in this budget; **4998** (OPERATING TRANSFERS IN) increased by \$134,928: Budget team recommends; **4936** (MISCELLANEOUS SALES) increased by \$17,500: Anticipated revenue from sale of discontinued badges.

Personnel

The Department's Requested Budget represents an increase in the number of fulltime equivalent (FTE) positions that are supported by this budget.

Records Supervisor reclass range 70, Sheriff assistant reclass to range 74. Additionally, there is a request to increase the part-time Evidence Technician to a full-time Evidence Technician.

Services & Supplies

5112 (PERSONAL & SAFETY EQUIPMENT) increased by \$71,943: Increased safety equipment COPS funding; **5122** (CELL PHONES) increased by \$8,772: Prior years actual expense; **5171** (MAINTENANCE OF EQUIPMENT) increased by \$3,080: EMT PROJECT; **5173** (MAINTENANCE OF EQUIPMENT-MATER) decreased by \$500: Prior years actual expense; inflation; **5211** (MEMBERSHIPS) increased by \$31,812: Added additional virtual training module for sworn staff (Lexipol Police One) to reduce the need for in-person training costs and expanding training available virtually; **5232** (OFFICE & OTHER EQUIP < \$5,000) increased by \$14,050: Prior years actual expense. Computer equipment increased due to inflation, anticipating replacing multiple chairs and desks to comply with risk management recommendations; **5263** (ADVERTISING) increased by \$1,500: Community outreach and engagement; **5265** (PROFESSIONAL & SPECIAL SERVICE) increased by \$5,395: Prior years actual expense; **5281** (RENTS & LEASES-EQUIPMENT) decreased by \$13,992: Repeater leases; **5291** (OFFICE, SPACE & SITE RENTAL) decreased by \$7,186: Prior years actual expense and annual contract increases; **5311** (GENERAL OPERATING EXPENSE) increased by \$22,650: Prior years actual expense and inflation; **5313** (LAW ENFORCEMENT SPECIAL) increased by \$42,500: Replace SAR and SED equipment to expand the level of specialty services available to the community COPS/AB443 funding; **5331** (TRAVEL EXPENSE) increased by \$16,800: Prior years actual expense, academy for 2 dispatchers, annual training for 2 K9's; **5351** (UTILITIES) decreased by \$3,100: Cancelled phone lines as part of the county phone system upgrade.

Support & Care of Persons

(There are no changes in this object category from the previous fiscal year.)

Fixed Assets

5650 (EQUIPMENT) increased by \$18,000: Carport for Shoshone BOS approved 6/13/2023 in an amount not to exceed \$18,000; **5664** (COMPUTER SOFTWARE) increased by \$0: Timekeeping and scheduling software; **5700** (CONSTRUCTION IN PROGRESS) decreased by \$69,143: C21096 MRA Rollover Encumbrance.

FISCAL YEAR 2023-2024 REDUCTION IMPACTS TO BASE BUDGET

Significant inflation across the board has limited the amount of safety equipment replaced, and trainings attended to develop supervisory skills of existing staff and reclassification of the records supervisor and sheriff's assistant.

FISCAL YEAR 2023-2024 STATE/FEDERAL FUNDING SUMMARY

AB443 small county Sheriff state funds, COPS law enforcement state funds, Department of Justice (DOJ) Bulletproof Vest Protection (BVP) reimbursement program, AB109 Community corrections, and US Forest funds are used to offset approved expenses. POST reimbursements for mandatory training and agreements with USFS for patrol and controlled substance monitoring on federal land.

FISCAL YEAR 2023-2024 REGULATORY COMPLIANCE SUMMARY

N/A

MAJOR POLICY CONSIDERATIONS BEING REQUESTED

For this upcoming fiscal year, the Inyo County Sheriff's Office is requesting additional funding due to increase in workloads and extra responsibilities from unforeseen state mandates, policies, assembly bills and senate bills. During this fiscal year and last fiscal year, the state has made changes related to Uniform Crime Code reporting adding extra duties to our records manger. Such duties include newly instated California Incident Reporting System such as California Incident Based Reporting (CIBRS), as well as National Incident Based Reporting System (NIBRS). SB 1421 and SB 16 added additional duties regarding regulations and guidelines regarding public records requests. AB 473 has mandated revised versions of forms, policies and procedures also creating a larger workload for the Inyo County Sheriff's Department's Records Supervisor. We are requesting this position to be considered for a reclassification in pay to a range 70.

Additionally, SB 2 has generated a substantial increase in workload for the Support Services Lt. The Support Services Lt oversees all divisions within the Sheriff's Department and ensures compliance with all state and federal mandates, laws and reporting requirements. The Support Services Lt's responsibilities are cumbersome and grossly unbalanced with the other 2 Lt's ancillary duties. Because of unequal assignments and duties between the 3 Lt's, we are requesting a restructure to Assistant Sheriff a reclassification in pay to a range 83. The Assistant Sheriff spot will replace the Lt spot and offset of cost will come from eliminating 1 Cpl spot, which will produce a cost savings in the overall budget.

As described in above, the Assistant to the Sheriff's workload has also increased due to state mandated changes. We are requesting a reclassification in pay to a range 74.

In past prior years Animal Services department had 1 Shelter Supervisor and 1 Animal Control Supervisor. A few years back these 2 positions were combined into 1 Supervisor. The responsibilities and duties of the Animal Control Supervisor evolved into not only overseeing the Shelter Attendants and Animal Control Officers, but they now also prepare cases for criminal filing (both misdemeanors and felonies), complete and execute search warrants, provide court room testimony, and participate in departmental animal seizure hearings. We are requesting to reclassify this position to Animal Services Supervisor and a range 70.

COUNTY OF INYO

BUD002A - BUDGET REQUESTS

RUNDATE: 06/30/2023 TODAY'S DATE: 08/31/2023

FOR FISCAL YEARS: 07/01/2021 - 06/30/24

	YTD ACTUALS 06/30/2022	BOARD APPROVED 06/30/2023	WORKING BUDGET 06/30/2023	YTD ACTUALS 06/30/2023	DEPT REQUESTED 06/30/2024	CAO RECOMM 06/30/2024	BOARD APPROVED 06/30/2024
BUDGET UNIT: 022700 SHERIFF - GENERAL							
FUND: 0001 GENERAL FUND							
REVENUES:							
4177 - GUN PERMITS	\$15,653	\$4,500	\$4,500	\$4,474	\$4,500	\$4,500	\$0
4178 - FINGERPRINT PERMITS	\$5,259	\$10,000	\$10,000	\$5,691	\$8,000	\$8,000	\$0
4179 - EXPLOSIVE PERMITS	\$10	\$10	\$10	\$22	\$10	\$10	\$0
LICENSES & PERMITS	\$20,922	\$14,510	\$14,510	\$10,187	\$12,510	\$12,510	\$0
4211 - CRIMINAL FINES	\$371	\$500	\$500	\$300	\$500	\$500	\$0
4212 - ANIMAL FINES	\$0	\$0	\$0	\$270	\$0	\$0	\$0
FINES & FORFEITURES	\$371	\$500	\$500	\$570	\$500	\$500	\$0
4460 - REALIGNMENT - 2011	\$0	\$0	\$0	\$350	\$0	\$0	\$0
4485 - STATE - PUBLIC SAFETY SERVICES	\$902,904	\$850,000	\$850,000	\$868,585	\$850,000	\$850,000	\$0
4486 - AB443 - SHERIFF	\$0	\$130,000	\$148,000	\$26,034	\$257,935	\$75,077	\$0
4488 - CITIZEN OPTION - PUBLIC SAFETY	\$55,894	\$182,180	\$260,849	\$260,849	\$260,750	\$260,750	\$0
4497 - STATE MANDATE PROGRAMS	\$609	\$500	\$500	\$583	\$500	\$500	\$0
4499 - STATE OTHER	\$1,000	\$1,000	\$1,000	\$0	\$1,000	\$1,000	\$0
4555 - FEDERAL GRANTS	\$0	\$33,875	\$33,875	\$0	\$21,000	\$21,000	\$0
AID FROM OTHER GOVT AGENCIES	\$960,408	\$1,197,555	\$1,294,224	\$1,156,402	\$1,391,185	\$1,208,327	\$0
4676 - RESTITUTION	\$500	\$0	\$0	\$48	\$0	\$0	\$0
4693 - FOREST SERVICE	\$7,104	\$12,000	\$12,000	\$10,989	\$12,000	\$12,000	\$0
4695 - SEARCH & RESCUE	\$0	\$1,000	\$1,000	\$0	\$100	\$0	\$0
4699 - CIVIL PROCESS SERVICE	\$4,071	\$4,000	\$4,000	\$5,119	\$5,000	\$5,000	\$0
4765 - P.O.S.T.	\$11,260	\$15,000	\$15,000	\$34,668	\$20,000	\$20,000	\$0
4809 - WRAP FEES	\$1,400	\$1,500	\$1,500	\$1,750	\$3,200	\$1,800	\$0
4819 - SERVICES & FEES	\$779	\$1,000	\$1,000	\$1,098	\$1,000	\$1,000	\$0
4821 - INTRA COUNTY CHARGES	\$2,921	\$169,578	\$169,578	\$0	\$115,322	\$94,387	\$0
CHARGES FOR CURRENT SERVICES	\$28,036	\$204,078	\$204,078	\$53,673	\$156,622	\$134,187	\$0
4998 - OPERATING TRANSFERS IN	\$55,129	\$75,072	\$75,072	\$12,930	\$210,000	\$442,285	\$0
OTHER FINANCING SOURCES	\$55,129	\$75,072	\$75,072	\$12,930	\$210,000	\$442,285	\$0
4922 - SALES OF COPIES	\$0	\$0	\$0	\$0	\$0	\$0	\$0
4936 - MISCELLANEOUS SALES	\$525	\$0	\$0	\$0	\$17,500	\$17,500	\$0

COUNTY OF INYO

BUD002A - BUDGET REQUESTS

RUNDATE: 06/30/2023 TODAY'S DATE: 08/31/2023

FOR FISCAL YEARS: 07/01/2021 - 06/30/24

	YTD ACTUALS 06/30/2022	BOARD APPROVED 06/30/2023	WORKING BUDGET 06/30/2023	YTD ACTUALS 06/30/2023	DEPT REQUESTED 06/30/2024	CAO RECOMM 06/30/2024	BOARD APPROVED 06/30/2024
4959 - MISCELLANEOUS REVENUE	\$7,190	\$0	\$0	\$30	\$0	\$0	\$0
4997 - CASH OVER OR SHORT	\$5	\$0	\$0	\$0	\$0	\$0	\$0
OTHER REVENUE	\$7,720	\$0	\$0	\$30	\$17,500	\$17,500	\$0
TOTAL REVENUES:	\$1,072,588	\$1,491,715	\$1,588,384	\$1,233,794	\$1,788,317	\$1,815,309	\$0
EXPENSES:							
5001 - SALARIED EMPLOYEES	\$723,273	\$857,580	\$725,000	\$764,404	\$976,439	\$974,130	\$0
5003 - OVERTIME	\$56,709	\$58,356	\$58,356	\$62,155	\$69,500	\$58,356	\$0
5004 - STANDBY TIME	\$400	\$346	\$2,000	\$1,880	\$1,046	\$500	\$0
5005 - HOLIDAY OVERTIME	\$19,459	\$21,368	\$21,368	\$11,405	\$33,543	\$21,368	\$0
5012 - PART TIME EMPLOYEES	\$88,214	\$65,187	\$100,227	\$98,289	\$100,000	\$65,187	\$0
5021 - RETIREMENT & SOCIAL SECURITY	\$63,988	\$79,720	\$79,066	\$66,886	\$87,965	\$87,793	\$0
5022 - PERS RETIREMENT	\$102,757	\$116,245	\$116,245	\$108,151	\$141,376	\$140,956	\$0
5024 - RETIREMENT-UNFUNDED LIAB	\$124,515	\$140,440	\$140,440	\$140,440	\$148,159	\$148,159	\$0
5031 - MEDICAL INSURANCE	\$110,778	\$154,495	\$148,601	\$137,770	\$195,276	\$195,276	\$0
5032 - DISABILITY INSURANCE	\$9,326	\$11,410	\$11,410	\$8,210	\$10,311	\$10,290	\$0
5033 - SHERIFF DEPUTIES DISABILITY	\$118	\$72	\$72	\$59	\$71	\$71	\$0
5034 - EDUCATION REIMBURSEMENT	\$0	\$350	\$350	\$0	\$0	\$0	\$0
5043 - OTHER BENEFITS	\$21,939	\$23,106	\$29,000	\$29,532	\$26,638	\$26,638	\$0
5111 - CLOTHING	\$2,348	\$2,207	\$2,207	\$2,359	\$2,014	\$2,014	\$0
SALARIES & BENEFITS	\$1,323,830	\$1,530,882	\$1,434,342	\$1,431,544	\$1,792,338	\$1,730,738	\$0
5112 - PERSONAL & SAFETY EQUIPMENT	\$146,400	\$151,580	\$172,650	\$143,872	\$223,523	\$165,000	\$0
5114 - INMATE CLOTHING	\$0	\$0	\$0	\$64	\$0	\$0	\$0
5122 - CELL PHONES	\$33,324	\$35,284	\$40,000	\$39,260	\$44,056	\$44,056	\$0
5131 - FOOD & HOUSEHOLD SUPPLIES	\$0	\$0	\$0	\$189	\$0	\$0	\$0
5132 - JAIL-HOUSEHOLD	\$0	\$0	\$0	\$161	\$0	\$0	\$0
5171 - MAINTENANCE OF EQUIPMENT	\$29,120	\$36,020	\$39,884	\$35,594	\$39,100	\$39,100	\$0
5173 - MAINTENANCE OF EQUIPMENT-MATER	\$0	\$1,000	\$2,302	\$138	\$500	\$500	\$0
5199 - MAINT OF STRUCTURES-MATERIALS	\$3,765	\$0	\$0	\$0	\$0	\$0	\$0
5211 - MEMBERSHIPS	\$25,081	\$36,107	\$36,107	\$32,831	\$67,919	\$40,000	\$0
5232 - OFFICE & OTHER EQUIP < \$5,000	\$86,504	\$9,250	\$18,058	\$14,267	\$23,300	\$15,000	\$0
5263 - ADVERTISING	\$892	\$1,500	\$2,000	\$1,662	\$3,000	\$1,500	\$0
5265 - PROFESSIONAL & SPECIAL SERVICE	\$43,263	\$50,000	\$59,245	\$60,628	\$55,395	\$55,395	\$0
5281 - RENTS & LEASES-EQUIPMENT	\$34,861	\$83,200	\$83,500	\$67,990	\$69,208	\$36,454	\$0

COUNTY OF INYO

BUD002A - BUDGET REQUESTS

RUNDATE: 06/30/2023 TODAY'S DATE: 08/31/2023

FOR FISCAL YEARS: 07/01/2021 - 06/30/24

	YTD ACTUALS 06/30/2022	BOARD APPROVED 06/30/2023	WORKING BUDGET 06/30/2023	YTD ACTUALS 06/30/2023	DEPT REQUESTED 06/30/2024	CAO RECOMM 06/30/2024	BOARD APPROVED 06/30/2024
5291 - OFFICE, SPACE & SITE RENTAL	\$45,230	\$48,525	\$48,525	\$47,683	\$41,339	\$25,454	\$0
5311 - GENERAL OPERATING EXPENSE	\$32,553	\$30,715	\$50,000	\$58,836	\$53,365	\$50,000	\$0
5313 - LAW ENFORCEMENT SPECIAL	\$35,923	\$45,600	\$57,100	\$58,343	\$88,100	\$88,100	\$0
5321 - SPECIAL APPROPRIATION	\$0	\$5,000	\$5,000	\$5,000	\$5,000	\$5,000	\$0
5326 - LATE FEES & FINANCE CHARGES	\$768	\$0	\$1,200	\$1,371	\$0	\$0	\$0
5331 - TRAVEL EXPENSE	\$76,426	\$100,000	\$128,715	\$103,109	\$116,800	\$116,800	\$0
5351 - UTILITIES	\$67,662	\$61,492	\$53,000	\$51,970	\$58,392	\$52,000	\$0
SERVICES & SUPPLIES	\$661,779	\$695,273	\$797,286	\$722,975	\$888,997	\$734,359	\$0
5121 - INTERNAL CHARGES	\$0	\$1,000	\$1,000	\$0	\$0	\$0	\$0
5123 - TECH REFRESH EXPENSE	\$48,648	\$57,795	\$57,795	\$57,795	\$58,373	\$58,373	\$0
5127 - MOBILE DEVICE MANAGEMENT-INTER	\$937	\$410	\$1,000	\$1,030	\$0	\$0	\$0
5128 - INTERNAL SHREDDING CHARGES	\$844	\$1,152	\$1,242	\$1,242	\$1,152	\$1,152	\$0
5129 - INTERNAL COPY CHARGES (NON-IS)	\$14,489	\$11,000	\$12,000	\$12,046	\$15,000	\$15,000	\$0
5152 - WORKERS COMPENSATION	\$34,664	\$42,000	\$42,000	\$42,000	\$24,008	\$24,008	\$0
5155 - PUBLIC LIABILITY INSURANCE	\$22,741	\$30,662	\$30,662	\$30,662	\$45,535	\$45,535	\$0
5333 - MOTOR POOL	\$853,417	\$800,000	\$939,000	\$922,096	\$972,000	\$925,000	\$0
INTERNAL CHARGES	\$975,741	\$944,019	\$1,084,699	\$1,066,872	\$1,116,068	\$1,069,068	\$0
5650 - EQUIPMENT	\$0	\$0	\$42,000	\$2,757	\$18,000	\$26,800	\$0
5655 - VEHICLES	\$0	\$0	\$50,000	\$46,665	\$0	\$0	\$0
5700 - CONSTRUCTION IN PROGRESS	\$163,954	\$90,078	\$17,578	\$0	\$20,935	\$0	\$0
FIXED ASSETS	\$163,954	\$90,078	\$109,578	\$49,422	\$38,935	\$26,800	\$0
TOTAL EXPENSES:	\$3,125,305	\$3,260,252	\$3,425,905	\$3,270,814	\$3,836,338	\$3,560,965	\$0
BUDGET UNIT: 022700 SHERIFF - GENERAL	(\$2,052,716)	(\$1,768,537)	(\$1,837,521)	(\$2,037,020)	(\$2,048,021)	(\$1,745,656)	\$0

ANIMAL CONTROL - GENERAL

023900

DEPARTMENTAL FUNCTIONS

The Animal Services (A/S) Division of the Sheriff's Office is primarily charged with enforcing and providing Federal, State, and County mandated services to; conduct a rabies control program; prevent/investigate abuse and/or neglect of animals; investigate animal bites, livestock attacks, injured animals, potentially dangerous animals or vicious dog attacks and respond to and take enforcement actions if needed.

The A/S Division supplies requested services for impounding unwanted or stray animals, leash law patrol/enforcement, nuisance complaint investigation/action, trapping, and animal dispositions; public education is the source of animal control information and assists other agencies as required.

The A/S Division operates and maintains the animal shelter providing adequate housing/nutrition/water/health services, maintenance of records for impounded animal dispositions, and adoptions to the public, along with educational and spay/neutering programs. A/S is responsible for cruelty to animals/neglect investigations.

MAJOR ACCOMPLISHMENTS IN FISCAL YEAR 2022-2023

- Through increased adoptions, with the help of local rescue and support groups and a successful program of returning animals to their owners, the rate of euthanasia of animals continues to decline and continue to be at the lowest level ever in the history of this department
- Partnered with DocuPet to offer online dog licensing which includes the HomeSafe service for lost dogs
- Maintained a high level of exposure throughout the County by continuous and aggressive patrols
- Worked closely with the District Attorney's Office to enforce laws on animal abuse and neglect
- Resumed in-person licensing clinics

GOALS FOR FISCAL YEAR 2023-2024

- Maintain a supportive affiliation with the local rescue and support groups and assist in their efforts with off-site adoption events
- Publicize the Inyo County Sheriff's Animal Shelter through media contacts and promote the services that are provided by the Shelter
- Continue with our efforts to ensure that the public is served as promptly and as efficiently as possible

DEPARTMENTAL BUDGET REQUEST FOR FISCAL YEAR 2023-2024

The Department's Fiscal Year 2023-2024 Requested Budget represents an overall increase of \$144,082 in expenditures, and an increase of \$36,000 in revenues, when compared to the Fiscal Year 2022-2023 Board Approved Budget. As a result, the Requested Net County Cost is increased by \$108,082.

Personnel Costs increased by \$95,566 compared to the Fiscal Year 2022-2023 Board Approved Budget, due to MOU COLA's, benefit cost increase and increased pay for supervisor position in line with the additional tasks and responsibilities needed.

Revenues

4101 (ANIMAL LICENSES) increased by \$12,000: Increased adoptions and minimal fee increase; **4212** (ANIMAL FINES) increased by \$13,000: Enforcement and fee collection increase; **4430** (HEALTH REALIGNMENT) increased by \$1,000: Based on prior year actuals; **4499** (STATE OTHER) increased by \$10,000: New grant award for TNR program.

Personnel

The Department's Requested Budget represents no change in the number of fulltime equivalent (FTE) positions that are supported by this budget.

The Department's expenditures will increase due to the request to reclass the Animal Services Supervisor to a Range 70. The Animal Services Supervisor oversees all Animal Control Officers, Shelter Attendants, Search Warrants, mandatory reporting, citizen complaints, and ensuring proper compliance with state law, mandates, and county ordinances. In addition to these duties, the Animal Services Supervisor will take on Animal Services-based grants, licensing procedures, programs, adoption events, and resources to offset costs and increase revenues for Animal Control.

Services & Supplies

5122 (CELL PHONES) decreased by \$5: Prior year actual adjustment; **5131** (FOOD & HOUSEHOLD SUPPLIES) increased by \$32,000: Moved from 5311 for increased tracking of food and supplies; **5211** (MEMBERSHIPS) increased by \$1,500: Moved software subscription from 5311; **5232** (OFFICE & OTHER EQUIP < \$5,000) increased by \$800: Security cameras at the shelter; **5263** (ADVERTISING) decreased by \$450: Recruitment and community outreach; **5264** (CHILD CARE) increased by \$42,000: New object code for tracking animal care services previously in professional services; **5265** (PROFESSIONAL & SPECIAL SERVICE) decreased by \$15,082: Moved veterinary costs to 5264; **5311** (GENERAL OPERATING EXPENSE) decreased by \$29,550: Moved to other expense codes for increased tracking; **5331** (TRAVEL EXPENSE) increased by \$2,000: New hires and existing personnel training.

Support & Care of Persons

(There are no changes in this object category from the previous fiscal year.)

Fixed Assets

5650 (EQUIPMENT) decreased by \$12,000: No fixed assets requested at this time.

FISCAL YEAR 2023-2024 REDUCTION IMPACTS TO BASE BUDGET

Although revenue from licensing and impound fees increased during 2022-2023, the overall cost to maintain the shelter increased.

FISCAL YEAR 2023-2024 STATE/FEDERAL FUNDING SUMMARY

The department's requested budget identifies two sources of State-derived revenue, State Motor Vehicle In Lieu Tax (VLF) and Health Realignment. This revenue is approximately 89% of the budget's revenue. This State-derived funding helps support this department with staffing, patrol, and animal care.

FISCAL YEAR 2023-2024 REGULATORY COMPLIANCE SUMMARY

N/A

MAJOR POLICY CONSIDERATIONS BEING REQUESTED

The Department's expenditures will increase due to the reclass of the Animal Services Supervisor to a Range 70. The Animal Services Supervisor oversees all Animal Control Officers, Shelter Attendants, Search Warrants, mandatory reporting, citizen complaints, and ensuring proper compliance with state law, mandates, and county ordinances. In addition to these duties, the Animal Services Supervisor will take on Animal Services-based grants, licensing procedures, programs, adoption events, and resources to offset costs and increase revenues for Animal Control, as well as continue to provide animal control services in the field for all of Inyo County.

COUNTY OF INYO

BUD002A - BUDGET REQUESTS

RUNDATE: 06/30/2023 TODAY'S DATE: 08/31/2023

FOR FISCAL YEARS: 07/01/2021 - 06/30/24

	YTD ACTUALS 06/30/2022	BOARD APPROVED 06/30/2023	WORKING BUDGET 06/30/2023	YTD ACTUALS 06/30/2023	DEPT REQUESTED 06/30/2024	CAO RECOMM 06/30/2024	BOARD APPROVED 06/30/2024
BUDGET UNIT: 023900 ANIMAL CONTROL - GENERAL							
FUND: 0001 GENERAL FUND							
REVENUES:							
4101 - ANIMAL LICENSES	\$11,591	\$10,000	\$18,000	\$22,286	\$22,000	\$22,000	\$0
LICENSES & PERMITS	\$11,591	\$10,000	\$18,000	\$22,286	\$22,000	\$22,000	\$0
4212 - ANIMAL FINES	\$4,893	\$12,000	\$25,000	\$25,453	\$25,000	\$25,000	\$0
FINES & FORFEITURES	\$4,893	\$12,000	\$25,000	\$25,453	\$25,000	\$25,000	\$0
4411 - STATE MOTOR VEHICLE IN LIEU TX	\$304,864	\$347,553	\$336,053	\$334,855	\$347,553	\$347,553	\$0
4430 - HEALTH REALIGNMENT	\$0	\$12,000	\$12,000	\$12,000	\$13,000	\$13,000	\$0
4488 - CITIZEN OPTION - PUBLIC SAFETY	\$0	\$0	\$4,000	\$0	\$0	\$0	\$0
4499 - STATE OTHER	\$0	\$0	\$0	\$0	\$10,000	\$10,000	\$0
AID FROM OTHER GOVT AGENCIES	\$304,864	\$359,553	\$352,053	\$346,855	\$370,553	\$370,553	\$0
4901 - PRIOR YEARS REVENUE	\$0	\$0	\$4,001	\$4,001	\$0	\$0	\$0
OTHER REVENUE	\$0	\$0	\$4,001	\$4,001	\$0	\$0	\$0
TOTAL REVENUES:	\$321,349	\$381,553	\$399,054	\$398,597	\$417,553	\$417,553	\$0
EXPENSES:							
5001 - SALARIED EMPLOYEES	\$302,821	\$353,204	\$336,705	\$331,315	\$390,957	\$365,555	\$0
5003 - OVERTIME	\$16,350	\$16,461	\$20,000	\$22,087	\$27,623	\$20,000	\$0
5004 - STANDBY TIME	\$17,487	\$10,852	\$16,000	\$18,144	\$21,440	\$21,440	\$0
5005 - HOLIDAY OVERTIME	\$2,076	\$3,617	\$3,617	\$816	\$14,068	\$3,617	\$0
5012 - PART TIME EMPLOYEES	\$15,806	\$0	\$4,000	\$2,529	\$0	\$0	\$0
5021 - RETIREMENT & SOCIAL SECURITY	\$26,072	\$30,956	\$27,417	\$28,738	\$36,379	\$34,033	\$0
5022 - PERS RETIREMENT	\$43,585	\$48,502	\$48,502	\$46,204	\$59,225	\$55,217	\$0
5024 - RETIREMENT-UNFUNDED LIAB	\$58,108	\$65,539	\$65,539	\$65,539	\$69,141	\$69,141	\$0
5031 - MEDICAL INSURANCE	\$52,154	\$46,770	\$41,622	\$40,692	\$50,540	\$48,710	\$0
5032 - DISABILITY INSURANCE	\$3,700	\$4,468	\$4,468	\$3,786	\$4,290	\$4,016	\$0
5033 - SHERIFF DEPUTIES DISABILITY	\$59	\$72	\$72	\$59	\$71	\$71	\$0
5043 - OTHER BENEFITS	\$14,646	\$16,487	\$16,487	\$21,862	\$18,946	\$18,946	\$0
5111 - CLOTHING	\$5,018	\$5,419	\$5,419	\$4,747	\$5,233	\$5,233	\$0
SALARIES & BENEFITS	\$557,887	\$602,347	\$589,848	\$586,523	\$697,913	\$645,979	\$0

COUNTY OF INYO

BUD002A - BUDGET REQUESTS

RUNDATE: 06/30/2023 TODAY'S DATE: 08/31/2023

FOR FISCAL YEARS: 07/01/2021 - 06/30/24

	YTD ACTUALS 06/30/2022	BOARD APPROVED 06/30/2023	WORKING BUDGET 06/30/2023	YTD ACTUALS 06/30/2023	DEPT REQUESTED 06/30/2024	CAO RECOMM 06/30/2024	BOARD APPROVED 06/30/2024
5112 - PERSONAL & SAFETY EQUIPMENT	\$2,038	\$1,000	\$1,000	\$545	\$1,000	\$1,000	\$0
5122 - CELL PHONES	\$2,188	\$2,027	\$2,965	\$2,083	\$2,022	\$2,022	\$0
5131 - FOOD & HOUSEHOLD SUPPLIES	\$3,290	\$0	\$0	\$1,473	\$32,000	\$32,000	\$0
5132 - JAIL-HOUSEHOLD	\$0	\$0	\$0	\$1,896	\$0	\$0	\$0
5211 - MEMBERSHIPS	\$250	\$350	\$350	\$250	\$1,850	\$1,850	\$0
5232 - OFFICE & OTHER EQUIP < \$5,000	\$0	\$1,000	\$1,000	\$0	\$1,800	\$1,400	\$0
5260 - HEALTH - EMPLOYEE PHYSICALS	\$0	\$600	\$600	\$0	\$600	\$600	\$0
5263 - ADVERTISING	\$693	\$750	\$750	\$0	\$300	\$300	\$0
5264 - ANINMAL CARE SERVICES	\$0	\$0	\$0	\$0	\$42,000	\$20,000	\$0
5265 - PROFESSIONAL & SPECIAL SERVICE	\$18,409	\$19,950	\$41,145	\$22,387	\$4,868	\$4,868	\$0
5311 - GENERAL OPERATING EXPENSE	\$34,025	\$33,850	\$50,887	\$41,022	\$4,300	\$4,300	\$0
5326 - LATE FEES & FINANCE CHARGES	\$28	\$0	\$40	\$33	\$0	\$0	\$0
5331 - TRAVEL EXPENSE	\$1,189	\$1,000	\$1,000	\$1,683	\$3,000	\$3,000	\$0
5351 - UTILITIES	\$4,559	\$4,680	\$4,680	\$3,140	\$4,680	\$4,680	\$0
SERVICES & SUPPLIES	\$66,673	\$65,207	\$104,417	\$74,516	\$98,420	\$76,020	\$0
5121 - INTERNAL CHARGES	\$5,271	\$2,000	\$1,998	\$7,401	\$13,000	\$8,000	\$0
5123 - TECH REFRESH EXPENSE	\$6,245	\$5,333	\$5,333	\$5,333	\$5,523	\$5,523	\$0
5127 - MOBILE DEVICE MANAGEMENT-INTER	\$45	\$20	\$80	\$55	\$0	\$0	\$0
5128 - INTERNAL SHREDDING CHARGES	\$67	\$0	\$0	\$0	\$0	\$0	\$0
5129 - INTERNAL COPY CHARGES (NON-IS)	\$390	\$700	\$700	\$351	\$700	\$700	\$0
5152 - WORKERS COMPENSATION	\$21,220	\$22,332	\$22,332	\$22,332	\$30,446	\$30,446	\$0
5155 - PUBLIC LIABILITY INSURANCE	\$8,995	\$10,692	\$10,692	\$10,692	\$18,711	\$18,711	\$0
5333 - MOTOR POOL	\$59,565	\$61,200	\$61,200	\$55,873	\$61,200	\$61,200	\$0
INTERNAL CHARGES	\$101,799	\$102,277	\$102,335	\$102,038	\$129,580	\$124,580	\$0
5650 - EQUIPMENT	\$0	\$12,000	\$15,220	\$15,219	\$0	\$0	\$0
FIXED ASSETS	\$0	\$12,000	\$15,220	\$15,219	\$0	\$0	\$0
TOTAL EXPENSES:	\$726,360	\$781,831	\$811,820	\$778,297	\$925,913	\$846,579	\$0
BUDGET UNIT: 023900 ANIMAL CONTROL - GENERAL	(\$405,011)	(\$400,278)	(\$412,766)	(\$379,700)	(\$508,360)	(\$429,026)	\$0

CALMET TASK FORCE

671413

DEPARTMENTAL FUNCTIONS

The California Multi-Jurisdictional Methamphetamine Enforcement Team (Cal-MMET) program is dedicated state grant funds provided to California County Sheriff's to bolster methamphetamine enforcement efforts. This is the tenth year the grant has been available to the Inyo County Sheriff's Office. The primary recipient of the grant will be our multi-agency Major Investigation and Narcotics Task Force (MINT). The Cal-MMET grant will fund the MINT's methamphetamine enforcement efforts. The Cal-MMET grant will also cover normal operating expenses such as cell phones, training, rent, utilities, etc. There is no time frame in which the grant money has to be spent. The Cal-MMET funds are also being used to contribute to the SED Medic program. Any unused monies will remain in the fund balance and will be available for use.

MAJOR ACCOMPLISHMENTS IN FISCAL YEAR 2022-2023

- Re-organization of division to broaden investigative focus
- In-house promotion for new investigator to backfill vacancy
- Continued controlled substance investigations resulting in arrests throughout our communities
- Increased available funding to investigative needs by relocating to consolidated county building.
- Acquired license plate readers

GOALS FOR FISCAL YEAR 2023-2024

- Reduction in methamphetamine and fentanyl production, distribution and availability locally.
- Reduction in methamphetamine related offenses.
- Reduction in hazardous waste sites and physical property damage associated with methamphetamine manufacturing.
- Reduction in medical responses associated with methamphetamine and fentanyl use.
- Detain, arrest and assist in convictions of subject/subjects selling, manufacturing or supplying methamphetamine and fentanyl.

DEPARTMENTAL BUDGET REQUEST FOR FISCAL YEAR 2023-2024

The Department's Fiscal Year 2023-2024 Requested Budget represents an overall increase of \$3,248 in expenditures, and an increase of \$3,248 in revenues, when compared to the Fiscal Year 2022-2023 Board Approved Budget. As a result, the Requested Net County Cost is increased by \$0.

Increased available funding to investigative and K-9 program needs by relocating to consolidated county building.

Personnel Costs did not change compared to the Fiscal Year 2022-2023 Board Approved Budget.

Revenues

4998 (OPERATING TRANSFERS IN) increased by \$3,248: Recognise fund balance available from Calmet rollover funds.

Personnel

The Department's Requested Budget represents no change in the number of fulltime equivalent (FTE) positions that are supported by this budget.

\$45,000 to offset investigator salaries in Sheriff Safety Budget, as well as K-9 expenses.
\$28,895 to offset the difference of a BPAR Evidence Tech to Fulltime.

Services & Supplies

5112 (PERSONAL & SAFETY EQUIPMENT) decreased by \$4,800: No equipment requested in budget request; **5122** (CELL PHONES) decreased by \$816: Increased cell phone costs based on prior year actuals; **5211** (MEMBERSHIPS) decreased by \$2,300: Subscriptions previously categorized in general operating and addition of annual Cell Hawk subscription; **5265** (PROFESSIONAL & SPECIAL SERVICE) decreased by \$1,710: No services requested in budget request; **5291** (OFFICE, SPACE & SITE RENTAL) decreased by \$27,420: Office space lease ended in 2022-2023 fiscal year; **5311** (GENERAL OPERATING EXPENSE) decreased by \$418: Subscriptions moved into separate expense code; **5331** (TRAVEL EXPENSE) increased by \$24,273: Training increase for new investigator, investigative Sergeant and Cell Hawk training; **5351** (UTILITIES) decreased by \$17,360: Utilities from office space lease ended in 2022-2023 fiscal year.

Support & Care of Persons

(There are no changes in this object category from the previous fiscal year.)

Fixed Assets

5650 (EQUIPMENT) increased by \$8,800: Secure Storage for K9 equipment.

FISCAL YEAR 2023-2024 REDUCTION IMPACTS TO BASE BUDGET

Reduction of dedicated office space for investigations by moving to consolidated county building.

FISCAL YEAR 2023-2024 STATE/FEDERAL FUNDING SUMMARY

The Cal-MMET program is a dedicated state grant funding provided to California County Sheriffs to bolster law enforcement efforts.

FISCAL YEAR 2023-2024 REGULATORY COMPLIANCE SUMMARY

N/A

MAJOR POLICY CONSIDERATIONS BEING REQUESTED

Re-organization of division to broaden the investigative focus, and offset costs accrued by the Inyo County Sheriff's K-9 program and evidence division.

COUNTY OF INYO

BUD002A - BUDGET REQUESTS

RUNDATE: 06/30/2023 TODAY'S DATE: 08/31/2023

FOR FISCAL YEARS: 07/01/2021 - 06/30/24

	YTD ACTUALS 06/30/2022	BOARD APPROVED 06/30/2023	WORKING BUDGET 06/30/2023	YTD ACTUALS 06/30/2023	DEPT REQUESTED 06/30/2024	CAO RECOMM 06/30/2024	BOARD APPROVED 06/30/2024
BUDGET UNIT: 671413 CALMET TASK FORCE							
FUND: 6193 CALMET TASK FORCE							
REVENUES:							
4498 - STATE GRANTS	\$123,060	\$122,558	\$122,558	\$123,060	\$122,558	\$122,558	\$0
AID FROM OTHER GOVT AGENCIES	\$123,060	\$122,558	\$122,558	\$123,060	\$122,558	\$122,558	\$0
4998 - OPERATING TRANSFERS IN	\$0	\$0	\$0	\$0	\$3,248	\$3,248	\$0
OTHER FINANCING SOURCES	\$0	\$0	\$0	\$0	\$3,248	\$3,248	\$0
TOTAL REVENUES:	\$123,060	\$122,558	\$122,558	\$123,060	\$125,806	\$125,806	\$0
EXPENSES:							
5112 - PERSONAL & SAFETY EQUIPMENT	\$1,049	\$4,800	\$2,800	\$1,511	\$0	\$0	\$0
5122 - CELL PHONES	\$1,376	\$1,824	\$1,600	\$1,384	\$1,008	\$1,008	\$0
5131 - FOOD & HOUSEHOLD SUPPLIES	\$0	\$0	\$0	\$87	\$0	\$0	\$0
5211 - MEMBERSHIPS	\$90	\$3,610	\$3,000	\$333	\$1,310	\$1,310	\$0
5265 - PROFESSIONAL & SPECIAL SERVICE	\$0	\$1,710	\$1,200	\$0	\$0	\$0	\$0
5291 - OFFICE, SPACE & SITE RENTAL	\$27,420	\$27,420	\$27,420	\$25,135	\$0	\$0	\$0
5311 - GENERAL OPERATING EXPENSE	\$15,171	\$5,368	\$4,467	\$4,654	\$4,950	\$4,950	\$0
5326 - LATE FEES & FINANCE CHARGES	\$0	\$0	\$20	\$14	\$0	\$0	\$0
5331 - TRAVEL EXPENSE	\$6,023	\$6,786	\$17,000	\$13,095	\$31,059	\$31,059	\$0
5351 - UTILITIES	\$15,956	\$17,360	\$21,000	\$9,116	\$0	\$0	\$0
SERVICES & SUPPLIES	\$67,087	\$68,878	\$78,507	\$55,333	\$38,327	\$38,327	\$0
5121 - INTERNAL CHARGES	\$47,282	\$51,000	\$46,426	\$47,864	\$112,879	\$112,879	\$0
5124 - EXTERNAL CHARGES	\$0	\$19,000	\$19,000	\$12,861	\$0	\$0	\$0
5127 - MOBILE DEVICE MANAGEMENT-INTER	\$15	\$7	\$20	\$16	\$0	\$0	\$0
5129 - INTERNAL COPY CHARGES (NON-IS)	\$84	\$150	\$150	\$40	\$150	\$150	\$0
5315 - COUNTY COST PLAN	\$25,595	\$15,844	\$15,844	\$15,844	\$7,971	\$7,971	\$0
INTERNAL CHARGES	\$72,976	\$86,001	\$81,440	\$76,627	\$121,000	\$121,000	\$0
5539 - OTHER AGENCY CONTRIBUTIONS	\$10,000	\$10,000	\$10,000	\$0	\$0	\$0	\$0
OTHER CHARGES	\$10,000	\$10,000	\$10,000	\$0	\$0	\$0	\$0
5650 - EQUIPMENT	\$0	\$0	\$0	\$0	\$8,800	\$8,800	\$0
FIXED ASSETS	\$0	\$0	\$0	\$0	\$8,800	\$8,800	\$0

COUNTY OF INYO

BUD002A - BUDGET REQUESTS

RUNDATE: 06/30/2023 TODAY'S DATE: 08/31/2023

FOR FISCAL YEARS: 07/01/2021 - 06/30/24

	YTD ACTUALS 06/30/2022	BOARD APPROVED 06/30/2023	WORKING BUDGET 06/30/2023	YTD ACTUALS 06/30/2023	DEPT REQUESTED 06/30/2024	CAO RECOMM 06/30/2024	BOARD APPROVED 06/30/2024
TOTAL EXPENSES:	\$150,064	\$164,879	\$169,947	\$131,960	\$168,127	\$168,127	\$0
BUDGET UNIT: 671413 CALMET TASK FORCE	(\$27,004)	(\$42,321)	(\$47,389)	(\$8,900)	(\$42,321)	(\$42,321)	\$0

DNA 056605

DEPARTMENTAL FUNCTIONS

Administrative oversight and reimbursement of direct expenses incurred during the collection of DNA specimens. DNA funds can be used to reimburse local Sheriff, Police, Probation, or District Attorney for expenditures/ administration costs made in connection with processing, tracking, and storage of DNA Crime Scene Samples for Identifying or Prosecuting suspects; and includes the purchase of equipment and software for the processing analysis, tracking and storage of DNA crime scene samples for unsolved crimes to collect DNA specimens, samples, and print impressions; for expenditures/administration costs incurred to comply with Penal Code section 298(b)(5).

Department of Justice (DOJ) will only process DNA samples in violent or sexual assault crimes. Burglaries, grand theft and other crimes have to be processed by private labs, which can be paid through the DNA Assessment Fund. Also, if there would be a need to contract with a lab or for a violent crime (Homicide) due to time delays with the DOJ lab, this could also be paid through the DNA Assessment Fund.

MAJOR ACCOMPLISHMENTS IN FISCAL YEAR 2022-2023

- No major accomplishments for fiscal year 2022-2023

GOALS FOR FISCAL YEAR 2023-2024

- Reimburse local law enforcement agencies for the collection of DNA.

DEPARTMENTAL BUDGET REQUEST FOR FISCAL YEAR 2023-2024

The Department's Fiscal Year 2023-2024 Requested Budget represents an overall increase of \$0 in expenditures, and an increase of \$0 in revenues, when compared to the Fiscal Year 2022-2023 Board Approved Budget. As a result, the Requested Net County Cost is increased by \$0.

Personnel Costs did not change compared to the Fiscal Year 2022-2023 Board Approved Budget.

Revenues

(There are no changes in this object category from the previous fiscal year.)

Personnel

The Department's Requested Budget represents no change in the number of fulltime equivalent (FTE) positions that are supported by this budget.

Administration of this budget is provided by staff funded in the Sheriff - General budget.

Services & Supplies

(There are no changes in this object category from the previous fiscal year.)

Support & Care of Persons

(There are no changes in this object category from the previous fiscal year.)

Fixed Assets

(There are no changes in this object category from the previous fiscal year.)

FISCAL YEAR 2023-2024 REDUCTION IMPACTS TO BASE BUDGET

N/A

FISCAL YEAR 2023-2024 STATE/FEDERAL FUNDING SUMMARY

DNA funding is accumulated through penalties and forfeitures on criminal offenses, including traffic offenses, excluding parking offenses. There are no general fund monies involved. Funding is received quarterly and is to be expended annually.

FISCAL YEAR 2023-2024 REGULATORY COMPLIANCE SUMMARY

Government Code (GC) section 76104.6 became effective November 3, 2004. It directs California Courts to levy a \$1 penalty for every \$10 or fraction thereof upon every fine, penalty and forfeiture levied on criminal offenses, including traffic offenses, but excluding parking offenses, to implement the DNA Fingerprint, Unsolved Crime and Innocence Protection Act (Proposition 69). The revenues from this penalty are deposited in the DNA identification Fund established in each county's treasury. Monies in the fund are divided quarterly between the State and the County pursuant to GC 76104.6. Each county is directed to report to the Legislature and the Department of Justice, by April 1 of each year, on the total amount of fines: (1)collected, (2)allocated and (3)expended for each authorized program in the preceding calendar year. Funding to be used for reimbursement of expenditures/administration costs incurred to comply with PenalCode Section 298(b)(5)-State of California, Department of Justice

MAJOR POLICY CONSIDERATIONS BEING REQUESTED

N/A

COUNTY OF INYO

BUD002A - BUDGET REQUESTS

RUNDATE: 06/30/2023 TODAY'S DATE: 08/31/2023

FOR FISCAL YEARS: 07/01/2021 - 06/30/24

	YTD ACTUALS 06/30/2022	BOARD APPROVED 06/30/2023	WORKING BUDGET 06/30/2023	YTD ACTUALS 06/30/2023	DEPT REQUESTED 06/30/2024	CAO RECOMM 06/30/2024	BOARD APPROVED 06/30/2024
BUDGET UNIT: 056605 DNA							
FUND: 0001 GENERAL FUND							
REVENUES:							
4211 - CRIMINAL FINES	\$0	\$10,000	\$10,000	\$0	\$10,000	\$10,000	\$0
FINES & FORFEITURES	\$0	\$10,000	\$10,000	\$0	\$10,000	\$10,000	\$0
4998 - OPERATING TRANSFERS IN	\$1,000	\$0	\$0	\$0	\$0	\$0	\$0
OTHER FINANCING SOURCES	\$1,000	\$0	\$0	\$0	\$0	\$0	\$0
TOTAL REVENUES:	<u>\$1,000</u>	<u>\$10,000</u>	<u>\$10,000</u>	<u>\$0</u>	<u>\$10,000</u>	<u>\$10,000</u>	<u>\$0</u>
EXPENSES:							
5265 - PROFESSIONAL & SPECIAL SERVICE	\$1,000	\$10,000	\$10,000	\$0	\$10,000	\$10,000	\$0
SERVICES & SUPPLIES	\$1,000	\$10,000	\$10,000	\$0	\$10,000	\$10,000	\$0
TOTAL EXPENSES:	<u>\$1,000</u>	<u>\$10,000</u>	<u>\$10,000</u>	<u>\$0</u>	<u>\$10,000</u>	<u>\$10,000</u>	<u>\$0</u>
BUDGET UNIT: 056605 DNA	\$0	\$0	\$0	\$0	\$0	\$0	\$0

ILLEGAL CANNABIS SUPPRESSION

671507

DEPARTMENTAL FUNCTIONS

The Domestic Cannabis Eradication/Suppression Grant is a grant dedicated to the investigation of illegal cannabis cultivation. The United States Drug Enforcement Administration (DEA) administers grants through the United States Department of Justice. DEA awards grants to local law enforcement agencies to augment illegal cannabis enforcement activities on State and/or Federal lands. The grant is being used to equip, train and fund the major investigation and narcotic suppression and eradication regarding illegal cannabis cultivations efforts locally.

MAJOR ACCOMPLISHMENTS IN FISCAL YEAR 2022-2023

- Utilizing 4x4 vehicles, OHV's, allied agencies helicopters to surveillance terrain, and access remote areas plus we hiked areas where vehicles were unable to go to target grow sites.
- Investigated possible illegal marijuana gardens on State and/or Federal lands, marijuana sales cases, mapped possible illegal marijuana gardens and gathered intelligence information.

GOALS FOR FISCAL YEAR 2023-2024

- Locate and eradicate illegal marijuana cultivation sites, on State and/or Federal lands, throughout Inyo County and continue to assist outside agencies within Inyo County.
- Identify and apprehend all persons responsible for the cultivation sites
- Reduce illegal marijuana production on State and/or Federal land and distribution within Inyo County
- Reduce hazardous waste associated with illegal marijuana cultivation and assist other law enforcement agencies with the clean up of eradicated cultivations
- Maintain grant funding for the operation of the MINT task force

DEPARTMENTAL BUDGET REQUEST FOR FISCAL YEAR 2023-2024

The Department's Fiscal Year 2023-2024 Requested Budget represents an overall increase of \$0 in expenditures, and an increase of \$0 in revenues, when compared to the Fiscal Year 2022-2023 Board Approved Budget. As a result, the Requested Net County Cost is increased by \$0.

Placeholder until funds are awarded.

Personnel Costs did not change compared to the Fiscal Year 2022-2023 Board Approved Budget.

Revenues

(There are no changes in this object category from the previous fiscal year.)

Personnel

The Department's Requested Budget represents no change in the number of fulltime equivalent (FTE) positions that are supported by this budget.

Overtime costs associated with operations are reimbursed through the grant.

Services & Supplies

(There are no changes in this object category from the previous fiscal year.)

Support & Care of Persons

(There are no changes in this object category from the previous fiscal year.)

Fixed Assets

(There are no changes in this object category from the previous fiscal year.)

FISCAL YEAR 2023-2024 REDUCTION IMPACTS TO BASE BUDGET

The grant offsets costs to the general fund.

FISCAL YEAR 2023-2024 STATE/FEDERAL FUNDING SUMMARY

The Domestic Cannabis Eradication/Suppression Grant is dedicated to investigating illegal cannabis cultivation. The United States Drug Enforcement Administration (DEA) administers grants through the United States Department of Justice. DEA grants local law enforcement agencies grants to augment illegal cannabis enforcement activities on State and/or Federal lands.

FISCAL YEAR 2023-2024 REGULATORY COMPLIANCE SUMMARY

Send required samples of eradicated cannabis to the National Institute on Drug Abuse (NIDA) Potency Monitoring Project and submit to DEA monthly expenditure reports.

MAJOR POLICY CONSIDERATIONS BEING REQUESTED

N/A

JAIL - CAD RMS PROJECT 022950

DEPARTMENTAL FUNCTIONS

Our office purchased the Jail Management System (JMS), Records Management System (RMS), and Computer-Aided Dispatch (CAD) System from Sun Ridge Systems, Inc. in 2006. Additionally, in Spring 2020, the Sheriff's Office purchased iRIMS, a mobile version of the system, to aid deputies in the field and increase service to the public. In FY 2020/2021, the Sheriff's Office installed iPads in our patrol vehicles. These four components are all integrated into one central database through proprietary operating software and a mirror server system. Annual service and maintenance through Sun Ridge Systems, Inc. is required to keep this system operating and updated.

MAJOR ACCOMPLISHMENTS IN FISCAL YEAR 2022-2023

- Continued use of iPads for field information and incident response in patrol vehicles.
- Continue use of mobile iRIMS suite to aid deputies in the field and increase service to the public.
- Continued the maintenance and service of the JMS/RMS/CAD systems with Sun Ridge Systems, Inc.
- Implemented use of iRIMS platform to comply with RIPA (AB 953) requirements.
- California Incident-Based Reporting System (CIBRS)/National Incident-Based Reporting System (NIBRS) interface completed to collect and transfer data securely to DOJ.

GOALS FOR FISCAL YEAR 2023-2024

- Continue the maintenance and service of the JMS/RMS/CAD systems with Sun Ridge Systems, Inc.
- Continue use of mobile iRIMS suite to empower deputies in the field and increase service to the public.

DEPARTMENTAL BUDGET REQUEST FOR FISCAL YEAR 2023-2024

The Department's Fiscal Year 2023-2024 Requested Budget represents an overall decrease of \$25,620 in expenditures, and a decrease of \$58,521 in revenues, when compared to the Fiscal Year 2022-2023 Board Approved Budget. As a result, the Requested Net County Cost is increased by \$32,901.

The Budget Team makes operating transfer recommendations. CIBRS/NIBRS interface completed in 2022-2023.

Personnel Costs did not change compared to the Fiscal Year 2022-2023 Board Approved Budget.

Revenues

4998 (OPERATING TRANSFERS IN) decreased by \$58,521: The Budget Team makes operating transfer recommendations.

Personnel

The Department's Requested Budget represents no change in the number of fulltime equivalent (FTE) positions that are supported by this budget.

Administration of this budget is provided by staff funded in the Sheriff-General budget.

Services & Supplies

5265 (PROFESSIONAL & SPECIAL SERVICE) decreased by \$25,620: CIBRS/NIBRS interface completed.

Support & Care of Persons

(There are no changes in this object category from the previous fiscal year.)

Fixed Assets

(There are no changes in this object category from the previous fiscal year.)

FISCAL YEAR 2023-2024 REDUCTION IMPACTS TO BASE BUDGET

The CAD/RMS maintenance is reimbursed from the AB443 Small and Rural County Sheriff Funds. No general funds.

FISCAL YEAR 2023-2024 STATE/FEDERAL FUNDING SUMMARY

N/A

FISCAL YEAR 2023-2024 REGULATORY COMPLIANCE SUMMARY

N/A

MAJOR POLICY CONSIDERATIONS BEING REQUESTED

N/A

COUNTY OF INYO

BUD002A - BUDGET REQUESTS

RUNDATE: 06/30/2023 TODAY'S DATE: 08/31/2023

FOR FISCAL YEARS: 07/01/2021 - 06/30/24

	YTD ACTUALS 06/30/2022	BOARD APPROVED 06/30/2023	WORKING BUDGET 06/30/2023	YTD ACTUALS 06/30/2023	DEPT REQUESTED 06/30/2024	CAO RECOMM 06/30/2024	BOARD APPROVED 06/30/2024
BUDGET UNIT: 022950 JAIL - CAD RMS PROJECT							
FUND: 0001 GENERAL FUND							
REVENUES:							
4998 - OPERATING TRANSFERS IN	\$25,936	\$58,521	\$58,521	\$46,121	\$0	\$32,901	\$0
OTHER FINANCING SOURCES	\$25,936	\$58,521	\$58,521	\$46,121	\$0	\$32,901	\$0
TOTAL REVENUES:	<u>\$25,936</u>	<u>\$58,521</u>	<u>\$58,521</u>	<u>\$46,121</u>	<u>\$0</u>	<u>\$32,901</u>	<u>\$0</u>
EXPENSES:							
5265 - PROFESSIONAL & SPECIAL SERVICE	\$25,936	\$58,521	\$83,521	\$46,121	\$32,901	\$32,901	\$0
SERVICES & SUPPLIES	\$25,936	\$58,521	\$83,521	\$46,121	\$32,901	\$32,901	\$0
TOTAL EXPENSES:	<u>\$25,936</u>	<u>\$58,521</u>	<u>\$83,521</u>	<u>\$46,121</u>	<u>\$32,901</u>	<u>\$32,901</u>	<u>\$0</u>
BUDGET UNIT: 022950 JAIL - CAD RMS PROJECT	\$0	\$0	(\$25,000)	\$0	(\$32,901)	\$0	\$0

JAIL - GENERAL

022900

DEPARTMENTAL FUNCTIONS

The jail budget covers the costs of civilian custody staff, including Correctional Officers (CO), Correctional Corporals, and the Records Supervisor. Additionally, Jail General covers the cost of services, supplies, household equipment, fire and safety equipment maintenance, and mandated training. Costs for three (3) Correctional Officers positions are defrayed using AB443-Sheriff's Rural funding.

Annual training for Correctional Officers consists of 24 hours minimum for recertification per person. This training is usually conducted in-house using the Lexipol online training program. The majority of corrections staff must attend this annual training. The costs and logistics of sending an average of 15-20 COs through annual training is considerable. Some of these costs are offset through the Standard of Training for Corrections (STC), which annually provides about \$15,000 in subvention funding. Additional funding for training has been requested this year for supervisory training of four (4) Correctional Corporals and recruitment of six (6) Correctional Officers. Recruitment costs must also be considered, with the average cost of \$3,000 per individual for physical, psychological assessment, and background investigations before any required training.

All personnel included in this budget support the operation of the county jail and ensure compliance with state mandates.

MAJOR ACCOMPLISHMENTS IN FISCAL YEAR 2022-2023

- Utilization of Correctional Range Masters to provide basic firearms training for Corrections personnel.
- Recruitment of Correctional Officers to meet staffing levels necessary for safe and effective operation of the jail.
- Continued work through Re-entry Coordinator to work directly with incarcerated persons, program providers, and probationers.
- Continuation of PoliceOne online STC training program for Correctional Officers to increase in-house training.
- Increased programs for incarcerated persons to enhance their success in the community after being incarcerated.

GOALS FOR FISCAL YEAR 2023-2024

- Continue to increase number of programs provided to incarcerated persons.
- Add four (4) Correctional Corporals to supervise in the jail which would remove the four (4) sworn positions assigned to the jail.
- Recruit, hire and train six (6) Correctional Officers
- Stay up to date with changing legislation and mandates.
- Establish a continuing education, GED programs, and vocational and technical training for incarcerated persons, as well as utilize incarcerated persons work crews for community service needs.

DEPARTMENTAL BUDGET REQUEST FOR FISCAL YEAR 2023-2024

The Department's Fiscal Year 2023-2024 Requested Budget represents an overall increase of \$956,588 in expenditures, and an increase of \$812,936 in revenues, when compared to the Fiscal Year 2022-2023 Board Approved Budget. As a result, the Requested Net County Cost is increased by \$143,652.

MOU increases and six (6) vacant Correctional Officer positions include core academy training, travel, and gear increases in request. Creation of four (4) Corrections Corporals to take the place of four (4) sworn positions currently assigned to supervise in the Jail.

Personnel Costs increased by \$423,726 compared to the Fiscal Year 2022-2023 Board Approved Budget, due to MOU salary increases, unfreezing two (2) Correctional Officer positions and creating four (4) Correctional Corporal supervisory positions..

Revenues

4485 (STATE - PUBLIC SAFETY SERVICES) decreased by \$200,000: Budget team analysis; **4486** (AB443 - SHERIFF) increased by \$32,436: Funding for Correctional Officers increased by MOU salary increases; **4821** (INTRA COUNTY CHARGES) increased by \$947,500: The CCP board approved the Sheriff's requested budget including new equipment for the laundry and jail security; **4959** (MISCELLANEOUS REVENUE) increased by \$33,000: Incarcerated Persons work programs.

Personnel

The Department's Requested Budget represents an increase in the number of fulltime equivalent (FTE) positions that are supported by this budget.

1. Unfreezing two (2) Correctional Officer positions. This has been approved by the CCP Board to be paid with AB109 funds. These additional positions benefit the Sheriff's Office and the County as a whole in the following ways:

1.A. The safety of officers working in a dangerous environment is enhanced with additional personnel.

1.B. Additional personnel will allow for the implementation of programs for incarcerated persons, some of which would be beneficial to the general public as well as the incarcerated persons themselves.

2. Restructuring of Correctional staff in the jail. Adding four (4) Correctional Corporal positions would enhance jail supervision and allow the four (4) Sworn Corporals who are currently assigned to the jail to be re-assigned to the Operations Division and/or where needed. This restructure of personnel would benefit the Sheriff's Office and the County as a whole in the following ways:

2.A. Enhance jail supervision by creating four (4) Correctional Corporal first-line supervisor positions from within the current strength of Correctional Officers. This would greatly benefit jail operations by promoting the expertise that Correctional staff gain through years of training and experience working in the jail. Correctional staff are able to develop an extensive knowledge base of jail operations being that they are permanently assigned to work in the jail. Implementing proper jail supervision of Correctional staff has a direct impact on jail operations and is a high priority due to the many regulations and mandates imposed on correctional facilities by the State. By selecting jail supervisors from a pool of qualified permanent jail staff, we increase our supervisory effectiveness and thereby increase efficiency in jail operations in meeting those State mandates.

Currently, jail supervisors are selected from a pool of Sworn Corporals who are assigned to work in the

jail after working other assignments as Sworn Peace Officers. Sworn Corporals are Sworn Sheriff's Deputies who have been promoted to the first-line supervisor rank of Corporal. Sworn Corporals, whom although may be effective supervisors and have years of training and experience in the law enforcement field as Peace Officers, are not permanently assigned to the jail and are not able to develop the expertise gained from working in a jail environment for an extended period of time. Normally, after working for some time in the jail as supervisors, Sworn Corporals rotate back to patrol, based on seniority, where their expertise as Peace Officers is utilized to perform first-line supervisory duties on patrol. This constant rotation of jail supervision creates a void in the knowledge and expertise possessed by jail supervisors and creates a negative effect on the efficiency of jail operations.

2.B. Correctional Corporals in the jail will free up Sworn Peace Officers to increase public safety efforts. Instead of assigning Sworn Corporals to work in the jail as is currently done, Sworn Corporals would be assigned to perform first-line supervision on patrol, and/or other assignments as needed, to enhance public safety efforts. This would be of great benefit to the general public.

Services & Supplies

5112 (PERSONAL & SAFETY EQUIPMENT) decreased by \$12,300: Reduced based on prior year actuals; **5114** (INMATE CLOTHING) increased by \$2,000: Increase in IP clothing costs have increased with inflation. We were unable to purchase replacement clothing for normal wear and tear; **5132** (JAIL-HOUSEHOLD) increased by \$22,000: Increased Mattress replacement costs. AB109 funded work crew supplies. Household items for jail increased based on prior year actuals; **5211** (MEMBERSHIPS) increased by \$1,580: Annual increases to memberships; **5232** (OFFICE & OTHER EQUIP < \$5,000) increased by \$14,507: Supplies and equipment for IP virtual meeting/training room \$15,000 AB109 funded, metal carport to protect outdoor equipment in the gated area of the jail; **5265** (PROFESSIONAL & SPECIAL SERVICE) decreased by \$400: Reduced based on prior year actuals; **5311** (GENERAL OPERATING EXPENSE) increased by \$7,980: Increased based on prior year actuals; \$7,000 AB109 funded for IP program supplies; **5331** (TRAVEL EXPENSE) increased by \$14,600: Supervisor training for four corrections corporals.

Support & Care of Persons

(There are no changes in this object category from the previous fiscal year.)

Fixed Assets

5650 (EQUIPMENT) increased by \$432,000: Equipment for IP programs and safety AB109 funded.

FISCAL YEAR 2023-2024 REDUCTION IMPACTS TO BASE BUDGET

Reduced operating costs to unsustainable levels, defrayed costs through non-general funds AB109 and AB443

FISCAL YEAR 2023-2024 STATE/FEDERAL FUNDING SUMMARY

\$424,923 in AB443 state Rural and Small County funding offsets 5 CO salaries and \$1,023,500. In AB109, CCP state funding community corrections reduce the impact on the general fund. Additional funding from State Mental Health initiatives in the amount of \$200,000.

FISCAL YEAR 2023-2024 REGULATORY COMPLIANCE SUMMARY

N/A

MAJOR POLICY CONSIDERATIONS BEING REQUESTED

Restructuring of custody staff by reclassifying four (4) Correctional Officers to four (4) Correction Corporal positions to the Jail which would allow the four (4) current Sworn Corporals assigned to the jail to be reassigned to Operations and/or where needed. Removing sworn staff from the custodial setting will provide more officer safety and allow for a proactive approach to community-based policing. Creating a rank structure for non-sworn correctional staff to promote recruitment and retention efforts.

COUNTY OF INYO

BUD002A - BUDGET REQUESTS

RUNDATE: 06/30/2023 TODAY'S DATE: 08/31/2023

FOR FISCAL YEARS: 07/01/2021 - 06/30/24

	YTD ACTUALS 06/30/2022	BOARD APPROVED 06/30/2023	WORKING BUDGET 06/30/2023	YTD ACTUALS 06/30/2023	DEPT REQUESTED 06/30/2024	CAO RECOMM 06/30/2024	BOARD APPROVED 06/30/2024
BUDGET UNIT: 022900 JAIL - GENERAL							
FUND: 0001 GENERAL FUND							
REVENUES:							
4485 - STATE - PUBLIC SAFETY SERVICES	\$625,426	\$600,000	\$600,000	\$601,654	\$400,000	\$600,000	\$0
4486 - AB443 - SHERIFF	\$288,391	\$392,487	\$392,487	\$392,485	\$424,923	\$424,923	\$0
4498 - STATE GRANTS	\$0	\$0	\$0	\$0	\$0	\$200,000	\$0
4552 - FEDERAL OTHER	\$21,327	\$0	\$8,232	\$8,231	\$0	\$0	\$0
AID FROM OTHER GOVT AGENCIES	\$935,146	\$992,487	\$1,000,719	\$1,002,371	\$824,923	\$1,224,923	\$0
4676 - RESTITUTION	\$115	\$0	\$0	\$0	\$0	\$0	\$0
4691 - JAIL BOOKING FEES	\$3,522	\$3,500	\$3,500	\$3,522	\$3,500	\$3,500	\$0
4821 - INTRA COUNTY CHARGES	\$209,047	\$60,000	\$60,000	\$142,493	\$1,007,500	\$1,007,500	\$0
CHARGES FOR CURRENT SERVICES	\$212,684	\$63,500	\$63,500	\$146,015	\$1,011,000	\$1,011,000	\$0
4998 - OPERATING TRANSFERS IN	\$18,207	\$0	\$25,005	\$25,005	\$0	\$14,400	\$0
OTHER FINANCING SOURCES	\$18,207	\$0	\$25,005	\$25,005	\$0	\$14,400	\$0
4959 - MISCELLANEOUS REVENUE	\$0	\$0	\$0	\$0	\$33,000	\$33,000	\$0
4999 - PRIOR YEARS REIMBURSEMENTS	\$0	\$0	\$0	\$73	\$0	\$0	\$0
OTHER REVENUE	\$0	\$0	\$0	\$73	\$33,000	\$33,000	\$0
TOTAL REVENUES:	\$1,166,038	\$1,055,987	\$1,089,224	\$1,173,466	\$1,868,923	\$2,283,323	\$0
EXPENSES:							
5001 - SALARIED EMPLOYEES	\$1,342,501	\$1,658,999	\$1,568,263	\$1,448,119	\$1,880,420	\$1,842,225	\$0
5003 - OVERTIME	\$151,332	\$134,264	\$225,000	\$216,758	\$195,732	\$134,264	\$0
5004 - STANDBY TIME	\$380	\$386	\$386	\$0	\$0	\$0	\$0
5005 - HOLIDAY OVERTIME	\$0	\$1,605	\$1,605	\$0	\$2,996	\$0	\$0
5012 - PART TIME EMPLOYEES	\$0	\$0	\$4,000	\$2,529	\$0	\$0	\$0
5021 - RETIREMENT & SOCIAL SECURITY	\$115,333	\$141,659	\$136,000	\$129,678	\$164,122	\$161,346	\$0
5022 - PERS RETIREMENT	\$157,941	\$184,495	\$178,000	\$158,939	\$219,901	\$216,063	\$0
5024 - RETIREMENT-UNFUNDED LIAB	\$284,607	\$321,006	\$321,006	\$321,006	\$338,649	\$338,649	\$0
5031 - MEDICAL INSURANCE	\$204,327	\$307,328	\$279,000	\$235,362	\$372,990	\$362,177	\$0
5032 - DISABILITY INSURANCE	\$16,844	\$20,217	\$19,500	\$15,716	\$19,147	\$18,820	\$0
5033 - SHERIFF DEPUTIES DISABILITY	\$59	\$72	\$72	\$0	\$0	\$0	\$0
5034 - EDUCATION REIMBURSEMENT	\$350	\$700	\$700	\$0	\$0	\$0	\$0

COUNTY OF INYO

BUD002A - BUDGET REQUESTS

RUNDATE: 06/30/2023 TODAY'S DATE: 08/31/2023

FOR FISCAL YEARS: 07/01/2021 - 06/30/24

	YTD ACTUALS 06/30/2022	BOARD APPROVED 06/30/2023	WORKING BUDGET 06/30/2023	YTD ACTUALS 06/30/2023	DEPT REQUESTED 06/30/2024	CAO RECOMM 06/30/2024	BOARD APPROVED 06/30/2024
5043 - OTHER BENEFITS	\$42,515	\$26,114	\$26,114	\$24,525	\$24,738	\$24,738	\$0
5111 - CLOTHING	\$15,729	\$20,256	\$20,256	\$18,278	\$22,132	\$22,132	\$0
SALARIES & BENEFITS	\$2,331,922	\$2,817,101	\$2,779,902	\$2,570,915	\$3,240,827	\$3,120,414	\$0
5112 - PERSONAL & SAFETY EQUIPMENT	\$12,090	\$35,793	\$38,614	\$5,321	\$23,493	\$23,493	\$0
5114 - INMATE CLOTHING	\$9,017	\$9,000	\$9,000	\$8,373	\$11,000	\$10,000	\$0
5132 - JAIL-HOUSEHOLD	\$94,196	\$92,000	\$99,136	\$98,997	\$114,000	\$114,000	\$0
5211 - MEMBERSHIPS	\$9,781	\$8,260	\$8,260	\$6,442	\$9,840	\$9,840	\$0
5232 - OFFICE & OTHER EQUIP < \$5,000	\$4,772	\$3,793	\$3,793	\$1,726	\$18,300	\$18,300	\$0
5265 - PROFESSIONAL & SPECIAL SERVICE	\$28,170	\$20,000	\$20,000	\$27,568	\$19,600	\$19,600	\$0
5311 - GENERAL OPERATING EXPENSE	\$7,775	\$6,380	\$14,869	\$13,070	\$14,360	\$14,360	\$0
5331 - TRAVEL EXPENSE	\$26,198	\$25,000	\$39,237	\$29,850	\$39,600	\$39,600	\$0
5351 - UTILITIES	\$0	\$0	\$2,000	\$791	\$0	\$0	\$0
SERVICES & SUPPLIES	\$192,002	\$200,226	\$234,909	\$192,142	\$250,193	\$249,193	\$0
5121 - INTERNAL CHARGES	\$0	\$200	\$200	\$663	\$0	\$0	\$0
5123 - TECH REFRESH EXPENSE	\$31,026	\$29,095	\$29,095	\$29,095	\$30,002	\$30,002	\$0
5128 - INTERNAL SHREDDING CHARGES	\$810	\$816	\$880	\$880	\$816	\$816	\$0
5129 - INTERNAL COPY CHARGES (NON-IS)	\$5,688	\$5,200	\$6,000	\$5,939	\$7,000	\$7,000	\$0
5152 - WORKERS COMPENSATION	\$74,373	\$133,922	\$133,922	\$133,922	\$239,503	\$239,503	\$0
5155 - PUBLIC LIABILITY INSURANCE	\$123,911	\$164,133	\$164,133	\$164,133	\$106,940	\$106,940	\$0
INTERNAL CHARGES	\$235,808	\$333,366	\$334,230	\$334,632	\$384,261	\$384,261	\$0
5650 - EQUIPMENT	\$5,813	\$0	\$0	\$0	\$432,000	\$432,000	\$0
FIXED ASSETS	\$5,813	\$0	\$0	\$0	\$432,000	\$432,000	\$0
TOTAL EXPENSES:	\$2,765,546	\$3,350,693	\$3,349,041	\$3,097,690	\$4,307,281	\$4,185,868	\$0
BUDGET UNIT: 022900 JAIL - GENERAL	(\$1,599,508)	(\$2,294,706)	(\$2,259,817)	(\$1,924,224)	(\$2,438,358)	(\$1,902,545)	\$0

JAIL - SAFETY PERSONNEL

022910

DEPARTMENTAL FUNCTIONS

The Jail Safety budget covers the cost of the Undersheriff, Jail Lieutenant, and all safety personnel assigned to the custody Division. These safety positions function primarily in administrative, managerial and/or supervisory roles in the jail. The California Standards of Training for Corrections (STC) requires correctional facility manager and administrator positions for all custody facilities. In addition, the California Penal Code mandates that sworn personnel make decisions regarding certain critical custody procedures. Accordingly, the Undersheriff is assigned the administrative role and one Lieutenant is assigned the managerial responsibilities. The Jail Sergeant is assigned as the jail supervisor and is responsible for direct oversight of the jail Corporals and the daily operations of the jail. The Corporals are first-line team supervisors, and in keeping with the team structure, a Correctional Officer will default to the role of Officer in Charge (OIC) in the absence of a Corporal. The supervisory structure is critical given the statutory mandates and the continued loss of experience due to retirements and transfers. The Deputy Sheriffs and Corporals must also respond to the court for Bailiff duty and/or court security when necessary. Two Deputy Sheriffs are assigned full-time to the courts as Bailiffs.

MAJOR ACCOMPLISHMENTS IN FISCAL YEAR 2022-2023

- Increased outside inmate community work crews.
- Continued high level bailiff service to the Superior Court.
- Support the Operations Division with staffing and manpower when needed.
- Enhanced in-house training for Correctional Officers.
- Cultivate leadership amongst the Correctional Officers.

GOALS FOR FISCAL YEAR 2023-2024

- Expand inmate programs in the jail.
- Continue to achieve mandatory training requirements utilizing online training programs.
- Continue compliance with state mandates and stay up to date with changes in legislation.
- Open discussions with the Superior Court regarding personnel funding for court services.
- Prepare Correctional Officers for leadership roles within the jail.

DEPARTMENTAL BUDGET REQUEST FOR FISCAL YEAR 2023-2024

The Department's Fiscal Year 2023-2024 Requested Budget represents an overall increase of \$226,187 in expenditures, and an increase of \$47,489 in revenues, when compared to the Fiscal Year 2022-2023 Board Approved Budget. As a result, the Requested Net County Cost is increased by \$178,698.

DSA/LEAA MOU negotiations and significant health insurance increases.

Personnel Costs increased by \$177,817 compared to the Fiscal Year 2022-2023 Board Approved Budget, due to DSA/LEAA MOU negotiations and significant health insurance increases..

Revenues

4460 (REALIGNMENT - 2011) increased by \$47,489: Salary increases for Bailiff's.

Personnel

The Department's Requested Budget represents no change in the number of fulltime equivalent (FTE) positions that are supported by this budget.

Remove four Corporal positions from the Custody Division, to be assigned to the Operations Division Sheriff - Safety. (First line supervision within the Custody Division will be replaced and enhanced from leadership cultivation within the ranks of Correctional Officers Jail -General).

Services & Supplies

5331 (TRAVEL EXPENSE) increased by \$600: Incarcerated person transports.

Support & Care of Persons

(There are no changes in this object category from the previous fiscal year.)

Fixed Assets

(There are no changes in this object category from the previous fiscal year.)

FISCAL YEAR 2023-2024 REDUCTION IMPACTS TO BASE BUDGET

N/A

FISCAL YEAR 2023-2024 STATE/FEDERAL FUNDING SUMMARY

The two Bailiff positions receive reimbursement funding from AB 118 Local Revenue Fund 2011, Trial Court Security Account. This year we anticipate approximately \$400,000 based on salary costs for the two Bailiff positions and, if necessary, the cost of hourly pay for qualified reserve deputies acting in a Bailiff capacity.

FISCAL YEAR 2023-2024 REGULATORY COMPLIANCE SUMMARY

N/A

MAJOR POLICY CONSIDERATIONS BEING REQUESTED

By removing four Corporal positions from the Custody Division, we can reassign such to the Operations Division Sheriff - Safety. First line supervision within the Custody Division will be replaced and enhanced from leadership cultivation within the ranks of Correctional Officers Jail -General.

A majority of the increase this fiscal year is due to DSA/LEAA MOU negotiations and significant health insurance increases.

COUNTY OF INYO

BUD002A - BUDGET REQUESTS

RUNDATE: 06/30/2023 TODAY'S DATE: 08/31/2023

FOR FISCAL YEARS: 07/01/2021 - 06/30/24

	YTD ACTUALS 06/30/2022	BOARD APPROVED 06/30/2023	WORKING BUDGET 06/30/2023	YTD ACTUALS 06/30/2023	DEPT REQUESTED 06/30/2024	CAO RECOMM 06/30/2024	BOARD APPROVED 06/30/2024
BUDGET UNIT: 022910 JAIL - SAFETY PERSONNEL							
FUND: 0001 GENERAL FUND							
REVENUES:							
4460 - REALIGNMENT - 2011	\$322,278	\$364,756	\$364,756	\$354,771	\$412,245	\$412,245	\$0
AID FROM OTHER GOVT AGENCIES	\$322,278	\$364,756	\$364,756	\$354,771	\$412,245	\$412,245	\$0
4825 - OTHER CURRENT CHARGES	\$367	\$1,000	\$0	\$246	\$1,000	\$1,000	\$0
CHARGES FOR CURRENT SERVICES	\$367	\$1,000	\$0	\$246	\$1,000	\$1,000	\$0
TOTAL REVENUES:	\$322,645	\$365,756	\$364,756	\$355,017	\$413,245	\$413,245	\$0
EXPENSES:							
5001 - SALARIED EMPLOYEES	\$747,742	\$721,174	\$720,174	\$797,124	\$792,800	\$744,476	\$0
5003 - OVERTIME	\$68,215	\$109,746	\$108,146	\$97,515	\$102,925	\$90,000	\$0
5004 - STANDBY TIME	\$2,340	\$1,158	\$3,400	\$1,800	\$11,504	\$2,000	\$0
5021 - RETIREMENT & SOCIAL SECURITY	\$12,171	\$49,894	\$28,399	\$13,881	\$55,934	\$54,057	\$0
5022 - PERS RETIREMENT	\$202,900	\$199,412	\$199,412	\$216,081	\$258,381	\$242,330	\$0
5023 - RETIREMENT SAFETY-SIDE FUND	\$102,138	\$105,393	\$105,393	\$105,393	\$108,538	\$108,538	\$0
5024 - RETIREMENT-UNFUNDED LIAB	\$358,475	\$404,323	\$404,323	\$404,174	\$424,383	\$424,383	\$0
5031 - MEDICAL INSURANCE	\$128,240	\$118,293	\$135,000	\$131,013	\$113,261	\$106,631	\$0
5032 - DISABILITY INSURANCE	\$9,122	\$10,693	\$10,693	\$8,485	\$7,845	\$7,625	\$0
5033 - SHERIFF DEPUTIES DISABILITY	\$2,524	\$2,714	\$2,714	\$2,432	\$2,107	\$2,018	\$0
5034 - EDUCATION REIMBURSEMENT	\$0	\$350	\$350	\$0	\$0	\$0	\$0
5043 - OTHER BENEFITS	\$13,749	\$8,363	\$11,909	\$32,857	\$27,208	\$27,208	\$0
5111 - CLOTHING	\$7,153	\$7,623	\$7,623	\$8,286	\$12,067	\$12,067	\$0
SALARIES & BENEFITS	\$1,654,773	\$1,739,136	\$1,737,536	\$1,819,044	\$1,916,953	\$1,821,333	\$0
5331 - TRAVEL EXPENSE	\$534	\$1,000	\$1,600	\$1,555	\$1,600	\$1,600	\$0
SERVICES & SUPPLIES	\$534	\$1,000	\$1,600	\$1,555	\$1,600	\$1,600	\$0
5152 - WORKERS COMPENSATION	\$16,687	\$28,956	\$28,956	\$28,956	\$60,936	\$60,936	\$0
5155 - PUBLIC LIABILITY INSURANCE	\$21,864	\$23,585	\$23,585	\$23,585	\$39,375	\$39,375	\$0
INTERNAL CHARGES	\$38,551	\$52,541	\$52,541	\$52,541	\$100,311	\$100,311	\$0
TOTAL EXPENSES:	\$1,693,859	\$1,792,677	\$1,791,677	\$1,873,141	\$2,018,864	\$1,923,244	\$0
BUDGET UNIT: 022910 JAIL - SAFETY PERSONNEL	(\$1,371,213)	(\$1,426,921)	(\$1,426,921)	(\$1,518,123)	(\$1,605,619)	(\$1,509,999)	\$0

JAIL - STC

022920

DEPARTMENTAL FUNCTIONS

Standards and Training for Corrections (STC) is the Board of State and Community Corrections (BSCC) regulatory arm for training standards for county jail facilities. STC conducts annual audits of the county and annual training standards. STC provided subvention funding for the requisite entry-level and annual training. The subvention monies represent a minor percentage of the overall training costs borne by this department. STC funding offsets the training cost to the Jail-General budget. The objective of the Standards and Training of Local Corrections and Probation Officers Program is to raise the level of competence of such officers. This objective is carried out by (a) Establishing minimum standards for the selection and training of adult corrections officers, juvenile corrections officers, and probation officers and (b) Allocating available funds to local correctional institutions, local juvenile institutions, and local probation departments of a county or city which formally agrees to adhere to the standards and requirements established by the Board.

MAJOR ACCOMPLISHMENTS IN FISCAL YEAR 2022-2023

- Continuation of in-house courses/trainings offered to corrections and sworn personnel.
- Two Officers completed STC Managers Course.
- Achieved 100% compliance with STC training requirements this fiscal year.

GOALS FOR FISCAL YEAR 2023-2024

- Continuation of in-house courses/trainings offered to corrections and sworn personnel.
- Meet or exceed all regulatory mandates by STC and receive notification of compliance.
- Continue online STC training to further reduce training costs.
- Successfully recruit correctional officers to fill vacancies in the jail.
- Restructuring of Correctional Staff to have four Correctional Corporals

DEPARTMENTAL BUDGET REQUEST FOR FISCAL YEAR 2023-2024

The Department's Fiscal Year 2023-2024 Requested Budget represents an overall increase of \$123 in expenditures, and an increase of \$0 in revenues, when compared to the Fiscal Year 2022-2023 Board Approved Budget. As a result, the Requested Net County Cost is increased by \$123.

PoliceOne Academy Annual Rate Increase

Personnel Costs did not change compared to the Fiscal Year 2022-2023 Board Approved Budget.

Revenues

4483 (STANDARDS & TRAIN FOR CORRECT) increased by \$10,000: Placeholder, emailed field rep for \$\$ estimate; Out office until June, 12, 2023; **4998** (OPERATING TRANSFERS IN) decreased by \$10,000: Operating transfers recommended by county budget team.

Personnel

The Department's Requested Budget represents no change in the number of fulltime equivalent (FTE) positions that are supported by this budget.

Administration of this budget is provided by staff funded in the Sheriff-General budget.

Services & Supplies

5311 (GENERAL OPERATING EXPENSE) increased by \$123: Estimate for online training membership.

Support & Care of Persons

(There are no changes in this object category from the previous fiscal year.)

Fixed Assets

(There are no changes in this object category from the previous fiscal year.)

FISCAL YEAR 2023-2024 REDUCTION IMPACTS TO BASE BUDGET

The STC allocation defrays the cost of mandatory corrections training to the general fund.

FISCAL YEAR 2023-2024 STATE/FEDERAL FUNDING SUMMARY

BSCC STC Title 15 Regulations:

Under the provisions of Article 3, a county or city may apply to the State Board of State and Community Corrections, hereafter referred to as the Board, for funds for the training of eligible adult corrections officers, juvenile corrections officers, and probation officers to improve the level of competence of such staff. Such application and approval are governed by these regulations, policies, and procedures established by the Board, subject to the availability of funds. The Legislature appropriates funds for this program from the Corrections Training Fund, derived from a percentage designated by law of the penalty assessments on bail forfeitures and fines levied by the courts.

FISCAL YEAR 2023-2024 REGULATORY COMPLIANCE SUMMARY

BSCC STC Title 15 Regulations:

Sections 6035, 6036, Penal Code. Reference: Section 6036, 6041, 6042, Penal Code.291. Adherence to Standards. (a) As provided in Section 6035 of the Penal Code, a county or city department receiving subvention under this program shall adhere to the standards for selection and training established by the Board. No allocation of funds shall be made to any county or city of the department which is not adhering to regulations, and policies and procedures established by the Board.

MAJOR POLICY CONSIDERATIONS BEING REQUESTED

N/A

COUNTY OF INYO

BUD002A - BUDGET REQUESTS

RUNDATE: 06/30/2023 TODAY'S DATE: 08/31/2023

FOR FISCAL YEARS: 07/01/2021 - 06/30/24

	YTD ACTUALS 06/30/2022	BOARD APPROVED 06/30/2023	WORKING BUDGET 06/30/2023	YTD ACTUALS 06/30/2023	DEPT REQUESTED 06/30/2024	CAO RECOMM 06/30/2024	BOARD APPROVED 06/30/2024
BUDGET UNIT: 022920 JAIL - STC							
FUND: 0001 GENERAL FUND							
REVENUES:							
4483 - STANDARDS & TRAIN FOR CORRECT AID FROM OTHER GOVT AGENCIES	\$6,395	\$18,408	\$18,408	\$19,668	\$28,408	\$28,408	\$0
	\$6,395	\$18,408	\$18,408	\$19,668	\$28,408	\$28,408	\$0
4998 - OPERATING TRANSFERS IN OTHER FINANCING SOURCES	\$0	\$10,000	\$10,000	\$0	\$0	\$0	\$0
	\$0	\$10,000	\$10,000	\$0	\$0	\$0	\$0
TOTAL REVENUES:	<u>\$6,395</u>	<u>\$28,408</u>	<u>\$28,408</u>	<u>\$19,668</u>	<u>\$28,408</u>	<u>\$28,408</u>	<u>\$0</u>
EXPENSES:							
5311 - GENERAL OPERATING EXPENSE	\$0	\$2,970	\$706	\$705	\$3,093	\$3,093	\$0
5331 - TRAVEL EXPENSE SERVICES & SUPPLIES	\$15,605	\$24,000	\$26,264	\$26,263	\$24,000	\$24,000	\$0
	\$15,605	\$26,970	\$26,970	\$26,968	\$27,093	\$27,093	\$0
TOTAL EXPENSES:	<u>\$15,605</u>	<u>\$26,970</u>	<u>\$26,970</u>	<u>\$26,968</u>	<u>\$27,093</u>	<u>\$27,093</u>	<u>\$0</u>
BUDGET UNIT: 022920 JAIL - STC	(\$9,209)	\$1,438	\$1,438	(\$7,300)	\$1,315	\$1,315	\$0

JAIL SECURITY PROJECT

022706

DEPARTMENTAL FUNCTIONS

During the 2010-2011 fiscal year, a new surveillance and control system was installed at the Inyo County Jail and Administration facility. The contractor, American Security Systems, customized and installed the system based on the needs identified by Sheriff Personnel at that time. The server-operated system comprises color cameras, numerous hi- definition screens, and door scanners for employee access into and throughout the Jail and Administration facility. This system provides exterior and interior camera surveillance of the Jail and Administrative facility And controls access to the restricted areas of the facility. The security system is no longer functioning effectively and needs to be replaced as it is no longer repairable.

MAJOR ACCOMPLISHMENTS IN FISCAL YEAR 2022-2023

- Security for incarcerated persons, visiting members of the public and county employees.
- Continued replacement of aging equipment when it failed.

GOALS FOR FISCAL YEAR 2023-2024

- Replace Security System at the Jail/Administration facility.
- Replace and update security gates at the jail.
- Implement a Volunteer Safety Training Program.

DEPARTMENTAL BUDGET REQUEST FOR FISCAL YEAR 2023-2024

The Department's Fiscal Year 2023-2024 Requested Budget represents an overall increase of \$900,000 in expenditures, and an increase of \$900,000 in revenues, when compared to the Fiscal Year 2022-2023 Board Approved Budget. As a result, the Requested Net County Cost is increased by \$0.

Funding for a new security system will be provided for with AB109 funds.

Personnel Costs did not change compared to the Fiscal Year 2022-2023 Board Approved Budget.

Revenues

4998 (OPERATING TRANSFERS IN) increased by \$900,000: Operating transfers recommended by Budget Team. Funds from Sheriff AB443 funds are transferred to the operating budget in arrears. No general funds.

Personnel

The Department's Requested Budget represents no change in the number of fulltime equivalent (FTE) positions that are supported by this budget.

Administration of this budget is provided by staff funded in the Sheriff - General budget.

Services & Supplies

(There are no changes in this object category from the previous fiscal year.)

Support & Care of Persons

(There are no changes in this object category from the previous fiscal year.)

Fixed Assets

5700 (CONSTRUCTION IN PROGRESS) increased by \$900,000: Estimate for new security system.

FISCAL YEAR 2023-2024 REDUCTION IMPACTS TO BASE BUDGET

There is an available fund balance in the AB443 Small and Rural County Sheriff and Community Corrections Partnership Program fund (AB109). No general funds.

FISCAL YEAR 2023-2024 STATE/FEDERAL FUNDING SUMMARY

Government Code 30070(a), Local Revenue Fund 2011. Allocation to County Sheriff's Department from the Enhancing Law Enforcement Activities Subaccount.

FISCAL YEAR 2023-2024 REGULATORY COMPLIANCE SUMMARY

N/A

MAJOR POLICY CONSIDERATIONS BEING REQUESTED

The Inyo County Jail Security system is failing and is no longer repairable. AB 109 funds have been granted by the CCP to replace the outdated system. The CCP has also agreed to fund the purchase of a body scanner, which will alleviate most of the need for Incarcerated person's body searches. With the increased use of IP's work crews in the community, this body scanner will prove to be extremely useful when returning work crews to the jail and saving valuable correctional officers work time.

COUNTY OF INYO

BUD002A - BUDGET REQUESTS

RUNDATE: 06/30/2023 TODAY'S DATE: 08/31/2023

FOR FISCAL YEARS: 07/01/2021 - 06/30/24

	YTD ACTUALS 06/30/2022	BOARD APPROVED 06/30/2023	WORKING BUDGET 06/30/2023	YTD ACTUALS 06/30/2023	DEPT REQUESTED 06/30/2024	CAO RECOMM 06/30/2024	BOARD APPROVED 06/30/2024
BUDGET UNIT: 022706 JAIL SECURITY PROJECT							
FUND: 0001 GENERAL FUND							
REVENUES:							
4821 - INTRA COUNTY CHARGES	\$0	\$0	\$0	\$0	\$0	\$900,000	\$0
CHARGES FOR CURRENT SERVICES	\$0	\$0	\$0	\$0	\$0	\$900,000	\$0
4998 - OPERATING TRANSFERS IN	\$9,258	\$105,500	\$105,500	\$14,180	\$1,005,500	\$105,500	\$0
OTHER FINANCING SOURCES	\$9,258	\$105,500	\$105,500	\$14,180	\$1,005,500	\$105,500	\$0
TOTAL REVENUES:	<u>\$9,258</u>	<u>\$105,500</u>	<u>\$105,500</u>	<u>\$14,180</u>	<u>\$1,005,500</u>	<u>\$1,005,500</u>	<u>\$0</u>
EXPENSES:							
5232 - OFFICE & OTHER EQUIP < \$5,000	\$1,084	\$0	\$0	\$0	\$0	\$0	\$0
5265 - PROFESSIONAL & SPECIAL SERVICE	\$13,341	\$45,500	\$45,500	\$26,683	\$45,500	\$45,500	\$0
SERVICES & SUPPLIES	\$14,425	\$45,500	\$45,500	\$26,683	\$45,500	\$45,500	\$0
5650 - EQUIPMENT	\$0	\$60,000	\$60,000	\$0	\$60,000	\$60,000	\$0
5700 - CONSTRUCTION IN PROGRESS	\$0	\$0	\$0	\$0	\$900,000	\$900,000	\$0
FIXED ASSETS	\$0	\$60,000	\$60,000	\$0	\$960,000	\$960,000	\$0
TOTAL EXPENSES:	<u>\$14,425</u>	<u>\$105,500</u>	<u>\$105,500</u>	<u>\$26,683</u>	<u>\$1,005,500</u>	<u>\$1,005,500</u>	<u>\$0</u>
BUDGET UNIT: 022706 JAIL SECURITY PROJECT	(\$5,167)	\$0	\$0	(\$12,502)	\$0	\$0	\$0

KITCHEN SERVICES

022701

DEPARTMENTAL FUNCTIONS

The Kitchen Services budget covers the costs of Kitchen staff comprised of a Food Services Supervisor, three full-time cooks and a percentage of the Administrative Assistant, Office Technician, and Jail Lieutenant Salaries, who provide administrative support and supervision to kitchen staff.

Kitchen Services also covers the cost of nutritional requirements, training, equipment, equipment maintenance, cleaning supplies, and food for incarcerated persons in the county jail, sub-stations, and animal shelter. The Kitchen Services staff supplies all meals for the incarcerated persons of the Inyo County Jail. It is responsible for all the equipment and supplies related to ordering, preparing, serving, storing, and disposing of food items.

The kitchen staff must maintain nutritional standards and undergo an annual menu audit created to ensure compliance with Title 15. Environmental Health Services inspect and certify annually to ensure the kitchen complies with commercial standards.

In addition to the day-to-day operation of the kitchen, the facility and staff provide food and supplies for special law enforcement operations such as Search and Rescue, Special Enforcement Detail, drug eradication, probation or parole sweeps, and emergency incidents. The kitchen supervisor is also responsible for ordering all chemicals.

MAJOR ACCOMPLISHMENTS IN FISCAL YEAR 2022-2023

- Continued to operate food services without the part time cook position, creating cost savings to the County of Inyo.
- Operated within mandates of COVID-19 protocols.
- Met all Title 15 requirements for adult facilities.
- We have created a program to train incarcerated persons how to clean, properly prep food, including but not limited to food handling, storage, working with equipment, and to obtain a Food Handler's license. Teaching them skills they can use when released.
- Menus have been completely redone by the supervisor, with guidance from our nutritionist to be within Title 15 guidelines. We created nutritious, filling, and cost-efficient menus, with flexibility for substitutions and special medical diets. Since the pandemic, substitutions have to be adjusted, either for cost or out-of-stock items. There have been natural disasters constantly affecting the availability of items. Such as crops being flooded, bird flu, affecting eggs, and poultry. These are just a couple of examples. When it comes to food and who our vendors' suppliers are, there is always something affected. Constant adjustments need to be made and some purchases are necessary to provide the proper nutrition needed to stay in accordance with our guidelines, even if costly.

GOALS FOR FISCAL YEAR 2023-2024

- Continue to provide Title 15 requirements for adult facilities
- Look for cost savings without compromising quality and nutrition. Especially due to rapid inflation of almost all goods.

- Replenish stock of depleted emergency items due to COVID-19 shortages, cost of food and budget cuts.
- Acquire and install new ovens and commercial kitchen equipment. We've had numerous repairs done on the equipment we have. Parts and services are hard to find and expensive. We have not been able to get items in the kitchen fixed, and they are beyond repair.
- Repair plumbing issues in the kitchen. The floor drains backup and flood the scullery area. Hot and cold water lines need repair to prevent hot water in jail toilets.

DEPARTMENTAL BUDGET REQUEST FOR FISCAL YEAR 2023-2024

The Department's Fiscal Year 2023-2024 Requested Budget represents an overall increase of \$52,344 in expenditures, and an increase of \$3,000 in revenues, when compared to the Fiscal Year 2022-2023 Board Approved Budget. As a result, the Requested Net County Cost is increased by \$49,344.

The department has struggled to operate within the approved budget for the past three fiscal years. Some costs were spread to other budgets to meet the budget restrictions. During the COVID-19 pandemic, costs have continually increased for food and supplies. Food and supplies have also been challenging to keep in stock and order. We have substantially depleted the inventory we had on hand for emergencies. Additionally, the inflation prices over the last few years have soared and continue to increase. Therefore we are requesting a budget increase to operate within budget.

Personnel Costs decreased by \$28,776 compared to the Fiscal Year 2022-2023 Board Approved Budget, due to Administrative costs spread to general budgets.

Revenues

4821 (INTRA COUNTY CHARGES) increased by \$3,000: Cleaning supplies for animal control.

Personnel

The Department's Requested Budget represents no change in the number of fulltime equivalent (FTE) positions that are supported by this budget.

There are no requested changes this fiscal year.

Services & Supplies

5112 (PERSONAL & SAFETY EQUIPMENT) decreased by \$1,000: Reduced based on prior year actuals; **5131** (FOOD & HOUSEHOLD SUPPLIES) increased by \$70,000: Increased to accurately budget expense based on prior year actuals; **5265** (PROFESSIONAL & SPECIAL SERVICE) increased by \$4,960: Reduced based on prior year actuals; **5311** (GENERAL OPERATING EXPENSE) increased by \$30: Increased to accurately budget expense based on prior year actuals.

Support & Care of Persons

(There are no changes in this object category from the previous fiscal year.)

Fixed Assets

(There are no changes in this object category from the previous fiscal year.)

FISCAL YEAR 2023-2024 REDUCTION IMPACTS TO BASE BUDGET

The department has struggled to operate within the approved budget for the past three fiscal years. Some costs were spread to other budgets to meet the budget restrictions. Food and supplies are difficult to keep in stock and order. We have substantially depleted the inventory we had on hand for emergencies. Additionally, the inflation of prices over the last few years has soared and continues to increase. Therefore, we are requesting a budget increase to operate within the approved budget.

Hot meals have been reduced to the minimum standard, and the variety and quality of menu options have been reduced to the minimum standard allowed under Title 15.

FISCAL YEAR 2023-2024 STATE/FEDERAL FUNDING SUMMARY

N/A

FISCAL YEAR 2023-2024 REGULATORY COMPLIANCE SUMMARY

\$1,000 is requested to find and bring in a new Nutritionist to meet Title 15 requirements. We are requesting an increase in the food line item to maintain compliance with nutritional guidelines with the high-cost increases and limited availability of items. \$500 is requested for county environmental health inspection and annual certification.

MAJOR POLICY CONSIDERATIONS BEING REQUESTED

Over the past few years, vender costs have increased drastically, causing a need to increase budget to catch up to rising food costs. The Inyo County Jail Incarcerated persons population has increased over the past year, reaching almost near maximum capacity. This population growth is another cause to increase the Kitchen Services budget.

COUNTY OF INYO

BUD002A - BUDGET REQUESTS

RUNDATE: 06/30/2023 TODAY'S DATE: 08/31/2023

FOR FISCAL YEARS: 07/01/2021 - 06/30/24

	YTD ACTUALS 06/30/2022	BOARD APPROVED 06/30/2023	WORKING BUDGET 06/30/2023	YTD ACTUALS 06/30/2023	DEPT REQUESTED 06/30/2024	CAO RECOMM 06/30/2024	BOARD APPROVED 06/30/2024
BUDGET UNIT: 022701 KITCHEN SERVICES							
FUND: 0001 GENERAL FUND							
REVENUES:							
4821 - INTRA COUNTY CHARGES	\$0	\$0	\$0	\$0	\$3,000	\$16,000	\$0
CHARGES FOR CURRENT SERVICES	\$0	\$0	\$0	\$0	\$3,000	\$16,000	\$0
4999 - PRIOR YEARS REIMBURSEMENTS	\$315	\$0	\$0	\$0	\$0	\$0	\$0
OTHER REVENUE	\$315	\$0	\$0	\$0	\$0	\$0	\$0
TOTAL REVENUES:	\$315	\$0	\$0	\$0	\$3,000	\$16,000	\$0
EXPENSES:							
5001 - SALARIED EMPLOYEES	\$203,769	\$239,271	\$176,692	\$183,990	\$214,217	\$213,640	\$0
5003 - OVERTIME	\$33,603	\$22,951	\$47,000	\$43,410	\$40,059	\$22,951	\$0
5004 - STANDBY TIME	\$380	\$386	\$400	\$0	\$0	\$0	\$0
5005 - HOLIDAY OVERTIME	\$764	\$4,497	\$1,000	\$758	\$8,200	\$4,497	\$0
5012 - PART TIME EMPLOYEES	\$3,112	\$0	\$1,000	\$1,011	\$0	\$0	\$0
5021 - RETIREMENT & SOCIAL SECURITY	\$16,489	\$20,455	\$17,000	\$17,235	\$20,358	\$20,313	\$0
5022 - PERS RETIREMENT	\$27,810	\$31,854	\$26,000	\$18,434	\$21,981	\$21,876	\$0
5024 - RETIREMENT-UNFUNDED LIAB	\$48,620	\$54,838	\$54,838	\$54,838	\$57,852	\$57,852	\$0
5031 - MEDICAL INSURANCE	\$67,701	\$82,456	\$70,000	\$63,892	\$67,577	\$67,577	\$0
5032 - DISABILITY INSURANCE	\$2,556	\$2,974	\$2,200	\$2,076	\$2,376	\$2,370	\$0
5033 - SHERIFF DEPUTIES DISABILITY	\$59	\$72	\$72	\$0	\$0	\$0	\$0
5043 - OTHER BENEFITS	\$2,589	\$2,648	\$10,000	\$7,981	\$1,207	\$1,207	\$0
5111 - CLOTHING	\$163	\$201	\$201	\$1	\$0	\$0	\$0
SALARIES & BENEFITS	\$407,619	\$462,603	\$406,403	\$393,630	\$433,827	\$412,283	\$0
5112 - PERSONAL & SAFETY EQUIPMENT	\$150	\$7,500	\$5,030	\$4,621	\$6,500	\$6,500	\$0
5131 - FOOD & HOUSEHOLD SUPPLIES	\$445,328	\$350,000	\$420,000	\$370,210	\$420,000	\$390,000	\$0
5171 - MAINTENANCE OF EQUIPMENT	\$2,172	\$3,000	\$3,000	\$1,367	\$3,000	\$3,000	\$0
5173 - MAINTENANCE OF EQUIPMENT-MATER	\$1,757	\$100	\$100	\$0	\$100	\$100	\$0
5232 - OFFICE & OTHER EQUIP < \$5,000	\$860	\$250	\$250	\$0	\$250	\$250	\$0
5265 - PROFESSIONAL & SPECIAL SERVICE	\$639	\$1,040	\$1,040	\$761	\$6,000	\$6,000	\$0
5281 - RENTS & LEASES-EQUIPMENT	\$0	\$0	\$2,000	\$0	\$0	\$0	\$0
5311 - GENERAL OPERATING EXPENSE	\$0	\$530	\$1,000	\$546	\$560	\$560	\$0
5331 - TRAVEL EXPENSE	\$8	\$500	\$500	\$0	\$500	\$500	\$0

COUNTY OF INYO

BUD002A - BUDGET REQUESTS

RUNDATE: 06/30/2023 TODAY'S DATE: 08/31/2023

FOR FISCAL YEARS: 07/01/2021 - 06/30/24

	YTD ACTUALS 06/30/2022	BOARD APPROVED 06/30/2023	WORKING BUDGET 06/30/2023	YTD ACTUALS 06/30/2023	DEPT REQUESTED 06/30/2024	CAO RECOMM 06/30/2024	BOARD APPROVED 06/30/2024
SERVICES & SUPPLIES	\$450,917	\$362,920	\$432,920	\$377,507	\$436,910	\$406,910	\$0
5121 - INTERNAL CHARGES	\$0	\$0	\$0	\$0	\$500	\$500	\$0
5152 - WORKERS COMPENSATION	\$3,771	\$4,521	\$4,521	\$4,521	\$6,770	\$6,770	\$0
5155 - PUBLIC LIABILITY INSURANCE	\$5,868	\$7,227	\$7,227	\$7,227	\$11,608	\$11,608	\$0
INTERNAL CHARGES	\$9,639	\$11,748	\$11,748	\$11,748	\$18,878	\$18,878	\$0
5650 - EQUIPMENT	\$0	\$0	\$0	\$0	\$0	\$16,000	\$0
FIXED ASSETS	\$0	\$0	\$0	\$0	\$0	\$16,000	\$0
TOTAL EXPENSES:	<u>\$868,175</u>	<u>\$837,271</u>	<u>\$851,071</u>	<u>\$782,886</u>	<u>\$889,615</u>	<u>\$854,071</u>	<u>\$0</u>
BUDGET UNIT: 022701 KITCHEN SERVICES	(\$867,860)	(\$837,271)	(\$851,071)	(\$782,886)	(\$886,615)	(\$838,071)	\$0

OFF HWY VEHICLE GRANT 23-24 623523

DEPARTMENTAL FUNCTIONS

The Project is to provide Off-Highway Vehicle (OHV) related Law Enforcement activities within the jurisdiction of the Inyo County Sheriff's Office. The activities may include but are not limited to patrol, barrier installation, maps, search and rescue.

MAJOR ACCOMPLISHMENTS IN FISCAL YEAR 2022-2023

- Provided assistance with overtime for patrol hours
- Hosted OHV trainings for deputies charged with OHV enforcement. Trainings are hosted in a hybrid of virtual and practical in person instruction
- Outfitted Jeep Wrangler for OHV patrols.
- Provided enforcement and OHV outreach to trail riders.

GOALS FOR FISCAL YEAR 2023-2024

- Continue patrol operations and enforcement.
- Continue to offer in-house OHV enforcement training.

DEPARTMENTAL BUDGET REQUEST FOR FISCAL YEAR 2023-2024

The Department's Fiscal Year 2023-2024 Requested Budget represents an overall increase of \$0 in expenditures, and an increase of \$0 in revenues, when compared to the Fiscal Year 2022-2023 Board Approved Budget. As a result, the Requested Net County Cost is increased by \$0.

Placeholder budget until OHV grant funding is awarded. Usually, in September, after the county budget process has been completed. A budget amendment will be requested in accordance with the award amount.

Personnel Costs did not change compared to the Fiscal Year 2022-2023 Board Approved Budget.

Revenues

4498 (STATE GRANTS) increased by \$0: Increased grant funds requested.

Personnel

The Department's Requested Budget represents no change in the number of fulltime equivalent (FTE) positions that are supported by this budget.

A portion of the grant is used to offset overtime costs. There are no direct salary costs to budget.

Services & Supplies

(There are no changes in this object category from the previous fiscal year.)

Support & Care of Persons

(There are no changes in this object category from the previous fiscal year.)

Fixed Assets

(There are no changes in this object category from the previous fiscal year.)

FISCAL YEAR 2023-2024 REDUCTION IMPACTS TO BASE BUDGET

N/A

FISCAL YEAR 2023-2024 STATE/FEDERAL FUNDING SUMMARY

This grant is through the CA State Department of Parks and Recreation, OHV Division. The grant supports the acquisition, operation, and enforcement of trails, areas, and other facilities associated with using OHVs, and programs involving OHV safety and education. The grant award is unpredictable and competitive; therefore, can change from year to year.

FISCAL YEAR 2023-2024 REGULATORY COMPLIANCE SUMMARY

The Grantee agrees to complete the project as described in the Project Description. The Grantee's Application, the Off-Highway Motor Vehicle Act of 2003 and the California Code of Regulations, Division 3, Chapter 15, Sections 4970-4970.26 are hereby incorporated into this agreement by reference.

MAJOR POLICY CONSIDERATIONS BEING REQUESTED

N/A

COUNTY OF INYO

BUD002A - BUDGET REQUESTS

RUNDATE: 06/30/2023 TODAY'S DATE: 08/31/2023

FOR FISCAL YEARS: 07/01/2021 - 06/30/24

	YTD ACTUALS 06/30/2022	BOARD APPROVED 06/30/2023	WORKING BUDGET 06/30/2023	YTD ACTUALS 06/30/2023	DEPT REQUESTED 06/30/2024	CAO RECOMM 06/30/2024	BOARD APPROVED 06/30/2024
BUDGET UNIT: 623523 OFF HWY VEHICLE GRANT 23-24							
FUND: 6889 OFF HWY VEHICLE GRANT							
REVENUES:							
4498 - STATE GRANTS	\$0	\$0	\$0	\$0	\$42,000	\$42,000	\$0
AID FROM OTHER GOVT AGENCIES	\$0	\$0	\$0	\$0	\$42,000	\$42,000	\$0
TOTAL REVENUES:	<u>\$0</u>	<u>\$0</u>	<u>\$0</u>	<u>\$0</u>	<u>\$42,000</u>	<u>\$42,000</u>	<u>\$0</u>
EXPENSES:							
5311 - GENERAL OPERATING EXPENSE	\$0	\$0	\$0	\$0	\$2,000	\$2,000	\$0
SERVICES & SUPPLIES	\$0	\$0	\$0	\$0	\$2,000	\$2,000	\$0
5121 - INTERNAL CHARGES	\$0	\$0	\$0	\$0	\$20,000	\$20,000	\$0
INTERNAL CHARGES	\$0	\$0	\$0	\$0	\$20,000	\$20,000	\$0
5650 - EQUIPMENT	\$0	\$0	\$0	\$0	\$20,000	\$20,000	\$0
FIXED ASSETS	\$0	\$0	\$0	\$0	\$20,000	\$20,000	\$0
TOTAL EXPENSES:	<u>\$0</u>	<u>\$0</u>	<u>\$0</u>	<u>\$0</u>	<u>\$42,000</u>	<u>\$42,000</u>	<u>\$0</u>
BUDGET UNIT: 623523 OFF HWY VEHICLE GRANT 23-24	\$0	\$0	\$0	\$0	\$0	\$0	\$0

RAN 056610

DEPARTMENTAL FUNCTIONS

Purchase and maintenance of automated fingerprint equipment, digital image photographic equipment, and other equipment needed to identify persons. Reimbursement to local agencies, including the Sheriff, Probation, District Attorney (DA), and Bishop Police Department (PD), for identification equipment costs.

MAJOR ACCOMPLISHMENTS IN FISCAL YEAR 2022-2023

- Purchased CellHawk annual subscription for DA.
- Maintained Livescan machines to submit fingerprint data to Department of Justice (DOJ).
- Replenished evidence supplies for Sheriff's office.
- Reimbursed Bishop PD for their CLETS line.

GOALS FOR FISCAL YEAR 2023-2024

- Purchase two (2) livescan machines to replace outdated equipment. One (1) for the Bishop PD and one (1) for the Sheriff's Office.
- Renew the CellHawk subscription for the DA's office.
- Replenish evidence supplies for the DA, Probation, Sheriff's offices and the Bishop PD defraying the cost to the county and city general funds.
- Purchase a commercial refrigerator and freezer to store perishable evidence.
- Purchase an evidence drying rack for the Bishop PD.

DEPARTMENTAL BUDGET REQUEST FOR FISCAL YEAR 2023-2024

The Department's Fiscal Year 2023-2024 Requested Budget represents an overall increase of \$46,558 in expenditures, and an increase of \$46,558 in revenues, when compared to the Fiscal Year 2022-2023 Board Approved Budget. As a result, the Requested Net County Cost is increased by \$0.

Personnel Costs did not change compared to the Fiscal Year 2022-2023 Board Approved Budget.

Revenues

4214 (SUPERIOR COURT FINES) increased by \$46,558: Two livescan machine purchases, cold storage for evidence, drying rack and cost increases to supplies and storage.

Personnel

The Department's Requested Budget represents no change in the number of fulltime equivalent (FTE) positions that are supported by this budget.

Administration of this budget is provided by staff funded in the Sheriff - General budget.

Services & Supplies

5171 (MAINTENANCE OF EQUIPMENT) decreased by \$3,000: Two Maintenance agreements will be included in the cost of the livescan machines for Sheriff and Bishop PD; **5211** (MEMBERSHIPS) increased by \$5,200: Cellhawk subscription moved from general operating; **5232** (OFFICE & OTHER EQUIP < \$5,000) decreased by \$8,890: Cost increases pushed equipment above the county's fixed asset designation. Moved to 5650; **5311** (GENERAL OPERATING EXPENSE) decreased by \$5,470: CellHawk subscription moved to 5211; **5331** (TRAVEL EXPENSE) increased by \$3,650: Training for two evidence technicians for the Sheriff's office; **5351** (UTILITIES) decreased by \$10,932: Reduction in CLETS line reimbursements for the DA and Probation.

Support & Care of Persons

(There are no changes in this object category from the previous fiscal year.)

Fixed Assets

5650 (EQUIPMENT) increased by \$66,000: Two livescan machines, commercial refrigerated storage, in-car cameras and evidence drying locker.

FISCAL YEAR 2023-2024 REDUCTION IMPACTS TO BASE BUDGET

Not Applicable

FISCAL YEAR 2023-2024 STATE/FEDERAL FUNDING SUMMARY

RAN funding is accumulated through court fines and vehicle registrations.

FISCAL YEAR 2023-2024 REGULATORY COMPLIANCE SUMMARY

Funding used for all costs associated with the identification of individuals, which costs may include the purchase and use of new technologies, facilities, and tools relating to the identification of individuals per Vehicle Code Section 9250.19, State of California.

MAJOR POLICY CONSIDERATIONS BEING REQUESTED

Not Applicable

COUNTY OF INYO

BUD002A - BUDGET REQUESTS

RUNDATE: 06/30/2023 TODAY'S DATE: 08/31/2023

FOR FISCAL YEARS: 07/01/2021 - 06/30/24

	YTD ACTUALS 06/30/2022	BOARD APPROVED 06/30/2023	WORKING BUDGET 06/30/2023	YTD ACTUALS 06/30/2023	DEPT REQUESTED 06/30/2024	CAO RECOMM 06/30/2024	BOARD APPROVED 06/30/2024
BUDGET UNIT: 056610 RAN							
FUND: 0001 GENERAL FUND							
REVENUES:							
4214 - SUPERIOR COURT FINES	\$41,725	\$70,692	\$70,692	\$10,984	\$117,250	\$117,250	\$0
FINES & FORFEITURES	\$41,725	\$70,692	\$70,692	\$10,984	\$117,250	\$117,250	\$0
TOTAL REVENUES:	<u>\$41,725</u>	<u>\$70,692</u>	<u>\$70,692</u>	<u>\$10,984</u>	<u>\$117,250</u>	<u>\$117,250</u>	<u>\$0</u>
EXPENSES:							
5171 - MAINTENANCE OF EQUIPMENT	\$4,940	\$12,000	\$26,018	\$4,025	\$9,000	\$9,000	\$0
5211 - MEMBERSHIPS	\$0	\$0	\$0	\$0	\$5,200	\$5,200	\$0
5232 - OFFICE & OTHER EQUIP < \$5,000	\$524	\$12,090	\$12,090	\$0	\$3,200	\$3,200	\$0
5311 - GENERAL OPERATING EXPENSE	\$3,510	\$12,290	\$12,290	\$3,722	\$6,820	\$6,820	\$0
5331 - TRAVEL EXPENSE	\$0	\$0	\$0	\$0	\$3,650	\$3,650	\$0
5351 - UTILITIES	\$7,562	\$28,512	\$36,303	\$7,261	\$17,580	\$17,580	\$0
SERVICES & SUPPLIES	\$16,538	\$64,892	\$86,701	\$15,009	\$45,450	\$45,450	\$0
5650 - EQUIPMENT	\$27,686	\$5,800	\$10,114	\$0	\$71,800	\$71,800	\$0
FIXED ASSETS	\$27,686	\$5,800	\$10,114	\$0	\$71,800	\$71,800	\$0
TOTAL EXPENSES:	<u>\$44,224</u>	<u>\$70,692</u>	<u>\$96,815</u>	<u>\$15,009</u>	<u>\$117,250</u>	<u>\$117,250</u>	<u>\$0</u>
BUDGET UNIT: 056610 RAN	(\$2,498)	\$0	(\$26,123)	(\$4,025)	\$0	\$0	\$0

SHERIFF - SAFETY PERSONNEL

022710

DEPARTMENTAL FUNCTIONS

The Sheriff-Safety Personnel 022710 budget is utilized for personnel costs, including the Sheriff and all safety personnel assigned to the Sheriff's Operations Division and Support Services Division. All safety personnel are duly sworn by the Sheriff and are certified peace officers through the State of California.

The primary functions of the Operations Division are to provide patrol and investigative services to the residents and visitors of Inyo County. Personnel assigned to patrol services provide law enforcement responses to the public throughout the entire county. This public service includes 24-hour coverage in the valley and the remote desert areas. Personnel assigned to the investigations unit coordinate with department personnel and outside agencies, including local, state, and federal agencies, to investigate cases and solve crimes. Personnel assigned to the Operations Division also support auxiliary functions required of the Sheriff's Office such as, but not limited to, Search and Rescue, Special Enforcement Detail, Off Highway Vehicle Program, Canine Unit, Boat Patrol, Community Outreach, site security evaluations and recommendations for local school districts, and fulfilling requests for assistance from outside agencies.

The Support Services Division's primary functions are overseeing department standards and training in compliance with state requirements, Office of Emergency Services coordination, Homeland Security, Animal Services, department vehicle and equipment maintenance, Carry Concealed Weapons program, Records Management, and communications/Dispatch services.

All of these functions are accomplished through an organizational structure comprised of managers, supervisors, and field-level personnel, and its success is heavily reliant on each individual's knowledge, expertise, training, and experience.

MAJOR ACCOMPLISHMENTS IN FISCAL YEAR 2022-2023

- The Sheriff's Office has maintained 24 hour law enforcement coverage throughout the county while continually recruiting candidates to fill vacancies.
- The Operations Division successfully continued and expanded the K9 program in order to enhance and support patrol services.
- Personnel successfully participated in a local, state, and federal declared emergency within Inyo County due to historic winter snow and spring water runoff.
- The Sheriff's Office level of service to the community has continued and is progressing as personnel become more experienced.
- Responded to local emergencies throughout Inyo County during high winds, flooding, avalanches and search and rescue.

GOALS FOR FISCAL YEAR 2023-2024

- Analyze staffing allocations to provide more efficiency, better supervision and more cost effectiveness.
- Continue the level of community support we enjoy by providing the public with services within our scope of responsibility and availability.

- Continue to make the Search and Rescue program available to meet any rescue need in the County, and assist elsewhere when requested, through improved equipment and training.
- Continue to provide a high level of service to the people of Inyo County and educational programs to our local youth.
- Maintain outstanding relationships developed with the Board of Supervisors and other county entities that allow for better public service through cooperation.

DEPARTMENTAL BUDGET REQUEST FOR FISCAL YEAR 2023-2024

The Department's Fiscal Year 2023-2024 Requested Budget represents an overall increase of \$1,707,943 in expenditures, and an increase of \$17,000 in revenues, when compared to the Fiscal Year 2022-2023 Board Approved Budget. As a result, the Requested Net County Cost is increased by \$1,690,943.

DSA and LEAA MOU and significant insurance increases, plus a shift of safety personnel out of the jail and into the community.

Personnel Costs increased by \$1,274,129 compared to the Fiscal Year 2022-2023 Board Approved Budget, due to DSA and LEAA MOU and significant insurance increases.

Revenues

4821 (INTRA COUNTY CHARGES) increased by \$36,000: K9 Handler Stipends from Calmet funds;
4824 (INTER GOVERNMENT CHARGES) decreased by \$19,000: No inter government transfers requested.

Personnel

The Department's Requested Budget represents no change in the number of fulltime equivalent (FTE) positions that are supported by this budget.

Add one (1) Assistant Sheriff's Range 83. Delete one (1) Lieutenant range 81.

The Assistant Sheriff position oversees all divisions within the Sheriff's Office and is the direct Supervisor for Lieutenants. Job duties include coordinating functions of all Sheriff's Office divisions, maintaining effective work relationships between operating units, overseeing the departmental selection process of new employees, performing personnel management functions including internal administrative investigations, internal affairs investigations, disciplinary actions, and making transfers. This position is tasked with instructing personnel in the maintenance of order, law enforcement, prevention of crime, community-oriented policing projects, protection of life and property, emergency response, and work performance standards. Assists in maintaining proper staffing levels in compliance with applicable laws and regulations for the Sheriff's Office. The Assistant Sheriff is tasked with reviewing complaints and recommending appropriate action, developing employee training policies, ensuring training compliance is adhered to, and overseeing training activities. This position is tasked with performing technical research and analysis; preparing comprehensive and specialized reports as required. The Assistant Sheriff is responsible for reviewing and updating policies and procedures for assigned divisions and operations; coordinating operational and policy implementation; preparing and editing comprehensive reports; and completing specialized and complex tasks as required. In the absence of the Sheriff and Undersheriff the Assistant Sheriff will assume department head responsibilities and ensure day to day operations of the Sheriff's Office are conducted at the highest standard of efficiency.

There is also a request to move four sworn Corporal positions to enhance supervision and improve

coverage and response time that will benefit the public. The four Corporal positions will be taken and removed from the Jail - Safety Personnel budget.

Services & Supplies

5331 (TRAVEL EXPENSE) increased by \$2,300: Day travel increased for transporting incarcerated persons, emergencies, and in-person meetings and trainings.

Support & Care of Persons

(There are no changes in this object category from the previous fiscal year.)

Fixed Assets

(There are no changes in this object category from the previous fiscal year.)

FISCAL YEAR 2023-2024 REDUCTION IMPACTS TO BASE BUDGET

N/A

FISCAL YEAR 2023-2024 STATE/FEDERAL FUNDING SUMMARY

Cal-Met and Off Highway Vehicle (OHV) state funding are utilized to offset the salary impact on the general fund.

FISCAL YEAR 2023-2024 REGULATORY COMPLIANCE SUMMARY

N/A

MAJOR POLICY CONSIDERATIONS BEING REQUESTED

Increasing Administrative staff for more oversight by creating a New Assistant Sheriff position. Over the past few years, new legislation has passed, requiring all law enforcement agencies to adhere to oversight on sworn staff. SB 2 and Racial and Identity Profiling Act (RIPA) guidelines have increased workloads for administrative command staff, placing extreme workloads on the support services Lt. The Assistant Sheriff position will replace one Lt position, and one Sheriff Cpl. position and will provide a cost savings to this budget item. The cost increase in this budget item is due to reassigning Sheriff Cpl's from the jail to patrol moving the cost from the Jail Safety budget to the Sheriff Safety budget. This movement will provide better community-based policing, lessen critical response times, increase officer safety and allow for a more proactive approach to crime deterrent and traffic related issues.

COUNTY OF INYO

BUD002A - BUDGET REQUESTS

RUNDATE: 06/30/2023 TODAY'S DATE: 08/31/2023

FOR FISCAL YEARS: 07/01/2021 - 06/30/24

	YTD ACTUALS 06/30/2022	BOARD APPROVED 06/30/2023	WORKING BUDGET 06/30/2023	YTD ACTUALS 06/30/2023	DEPT REQUESTED 06/30/2024	CAO RECOMM 06/30/2024	BOARD APPROVED 06/30/2024
BUDGET UNIT: 022710 SHERIFF - SAFETY PERSONNEL							
FUND: 0001 GENERAL FUND							
REVENUES:							
4821 - INTRA COUNTY CHARGES	\$45,000	\$65,000	\$65,000	\$44,999	\$101,000	\$101,000	\$0
4824 - INTER GOVERNMENT CHARGES	\$0	\$19,000	\$19,000	\$12,861	\$0	\$0	\$0
CHARGES FOR CURRENT SERVICES	\$45,000	\$84,000	\$84,000	\$57,861	\$101,000	\$101,000	\$0
TOTAL REVENUES:	\$45,000	\$84,000	\$84,000	\$57,861	\$101,000	\$101,000	\$0
EXPENSES:							
5001 - SALARIED EMPLOYEES	\$2,634,635	\$3,116,420	\$2,875,260	\$2,979,044	\$3,673,906	\$3,593,853	\$0
5003 - OVERTIME	\$365,703	\$300,440	\$533,000	\$548,575	\$495,511	\$400,000	\$0
5004 - STANDBY TIME	\$6,332	\$6,258	\$8,258	\$7,700	\$49,416	\$10,000	\$0
5006 - 4850 TIME - WORKERS COMP	\$5,733	\$0	\$4,000	\$2,959	\$0	\$0	\$0
5021 - RETIREMENT & SOCIAL SECURITY	\$45,619	\$216,355	\$216,355	\$53,042	\$266,450	\$150,000	\$0
5022 - PERS RETIREMENT	\$603,776	\$711,269	\$711,269	\$704,780	\$902,229	\$879,058	\$0
5023 - RETIREMENT SAFETY-SIDE FUND	\$250,929	\$258,926	\$258,926	\$258,926	\$266,652	\$266,652	\$0
5024 - RETIREMENT-UNFUNDED LIAB	\$806,572	\$909,728	\$909,728	\$909,394	\$954,864	\$954,864	\$0
5031 - MEDICAL INSURANCE	\$448,791	\$542,515	\$542,515	\$503,336	\$690,612	\$673,464	\$0
5032 - DISABILITY INSURANCE	\$33,604	\$37,985	\$37,985	\$32,502	\$38,046	\$37,200	\$0
5033 - SHERIFF DEPUTIES DISABILITY	\$9,852	\$10,572	\$10,572	\$9,674	\$11,091	\$10,859	\$0
5034 - EDUCATION REIMBURSEMENT	\$0	\$700	\$700	\$0	\$700	\$0	\$0
5043 - OTHER BENEFITS	\$78,454	\$45,834	\$45,834	\$51,262	\$47,792	\$47,792	\$0
5111 - CLOTHING	\$27,482	\$29,689	\$29,689	\$33,442	\$63,551	\$63,551	\$0
SALARIES & BENEFITS	\$5,317,487	\$6,186,691	\$6,184,091	\$6,094,641	\$7,460,820	\$7,087,293	\$0
5331 - TRAVEL EXPENSE	\$1,158	\$1,200	\$3,800	\$2,982	\$3,500	\$3,500	\$0
SERVICES & SUPPLIES	\$1,158	\$1,200	\$3,800	\$2,982	\$3,500	\$3,500	\$0
5152 - WORKERS COMPENSATION	\$167,296	\$233,455	\$233,455	\$233,455	\$542,918	\$542,918	\$0
5155 - PUBLIC LIABILITY INSURANCE	\$76,650	\$116,550	\$116,550	\$116,550	\$238,601	\$238,601	\$0
INTERNAL CHARGES	\$243,946	\$350,005	\$350,005	\$350,005	\$781,519	\$781,519	\$0
TOTAL EXPENSES:	\$5,562,592	\$6,537,896	\$6,537,896	\$6,447,629	\$8,245,839	\$7,872,312	\$0
BUDGET UNIT: 022710 SHERIFF - SAFETY PERSONNEL	(\$5,517,592)	(\$6,453,896)	(\$6,453,896)	(\$6,389,768)	(\$8,144,839)	(\$7,771,312)	\$0

ROAD 034600

DEPARTMENTAL FUNCTIONS

The Road Department is responsible for the construction and maintenance of the roads and bridges on the County Maintained Mileage System. This includes being emergency workers when the road system is impacted by extreme storm events and natural disasters.

MAJOR ACCOMPLISHMENTS IN FISCAL YEAR 2022-2023

- Responding to more than nine months of unprecedented storm events with minimal impact on the traveling public.
- Completion of two microfiber slurry seal projects. One in the Knight Manor, Rolling Green residential area of Big Pine and one in the Manor Market area of Bishop.
- Upgrading of the Road Equipment fleet with the addition of a CARB compliant loader, snowplow, and dump truck.
- Trained and assisted two equipment operators in receiving their Class A drivers licenses.
- Asphalt overlays on Sunland Indian Reservation Rd., Goodale Rd. and continue with overlays on Panamint Valley Rd.

GOALS FOR FISCAL YEAR 2023-2024

- Continue implementation of SB1 funded maintenance projects, striping, crack seals and asphalt patching.
- Replace aging fuel tracking system at the Tecopa Shoshone Road Yard.
- Assist in the relocation of the Lone Pine Yard from its current location in a residential area of Lone Pine to the southern end of the county owned Lone Pine Airport property.
- Asphalt overlays on Bob White Way, Sub Station Rd., Aberdeen Station Rd., and S. Mountain View Rd.
- Fog Seal coat numerous roads that have been reconstructed within the last ten years to maintain them in good condition.

DEPARTMENTAL BUDGET REQUEST FOR FISCAL YEAR 2023-2024

The Department's Fiscal Year 2023-2024 Requested Budget represents an overall increase of \$757,886 in expenditures, and a decrease of \$1,332,036 in revenues, when compared to the Fiscal Year 2022-2023 Board Approved Budget. As a result, the Requested Net County Cost is increased by \$2,089,922.

Public Works included \$2,000,000 in construction in progress for FY 23/24 due to unknown emergencies for road repair that our in-house staffing can't repair. This funding will not be used for anything but emergencies.

Personnel Costs increased by \$379,963 compared to the Fiscal Year 2022-2023 Board Approved Budget, due to 4% negotiated and approved COLA as well as rising insurance costs. The Road Department also increased their overtime and standby time due to runoff concerns and additional staffing being put on standby and working overtime.

Revenues

4141 (ROAD PRIVILEGES & PERMITS) increased by \$15,000: based on actuals; **4301** (INTEREST FROM TREASURY) increased by \$15,000: based on actuals; **4471** (STATE HIGHWAY USERS TAX) increased by \$122,464: based on local streets and roads estimates May 2023; **4474** (SB1 ROAD MAINT & RMRA) increased by \$335,037: based on local streets and road estimates May 2023; **4484** (REGIONAL SURFACE TRANS FUNDS) decreased by \$92,944: based on actuals; **4499** (STATE OTHER) decreased by \$1,526,235: based on North Round Valley Bridge project being completed in 22/23; **4521** (FEDERAL FOREST RESERVE) increased by \$7,600: based on counties.org May 2023; **4552** (FEDERAL OTHER) decreased by \$200,000: slurry seal project was completed; **4815** (PROJECT REIMBURSABLES) decreased by \$7,958: based on estimates.

Personnel

The Department's Requested Budget represents a decrease in the number of fulltime equivalent (FTE) positions that are supported by this budget.

There is a decrease of .15 FTE from the prior year budget. There is a reclass request in 23/24 budget for the Road Maintenance Supervisor in District 5 to reclass to a range 75 (title unknown as of now).

Services & Supplies

5112 (PERSONAL & SAFETY EQUIPMENT) increased by \$20: based on need; **5122** (CELL PHONES) increased by \$1,295: based on purchasing dual cell service phones (AT&T and Verizon); **5171** (MAINTENANCE OF EQUIPMENT) decreased by \$35,000: based on need; **5175** (MAINTENANCE - FUEL & LUBRICANT) increased by \$99,000: based on actuals; **5232** (OFFICE & OTHER EQUIP < \$5,000) decreased by \$6,800: based on need; **5263** (ADVERTISING) decreased by \$1,500: based on need; **5265** (PROFESSIONAL & SPECIAL SERVICE) increased by \$831: based on actual service contracts and need; **5291** (OFFICE, SPACE & SITE RENTAL) increased by \$3,000: based on increases in leases from year to year; **5309** (ROAD MATERIALS) decreased by \$212,500: based on the possible need of emergency repairs that our in-house staffing can't repair due to runoff; **5310** (ROAD SIGNS & PAINT) decreased by \$10,000: based on the possible need of emergency repairs that our in-house staffing can't repair due to runoff; **5311** (GENERAL OPERATING EXPENSE) increased by \$13,600: based on increase for our Borrow Pits; **5351** (UTILITIES) increased by \$4,600: based on actuals.

Support & Care of Persons

(There are no changes in this object category from the previous fiscal year.)

Fixed Assets

5650 (EQUIPMENT) decreased by \$548,400: based on need and decreasing purchases due to unknown runoff repairs needing to be made; **5655** (VEHICLES) decreased by \$150,000: based on need and decreasing purchases due to unknown runoff repairs needing to be made; **5700** (CONSTRUCTION IN PROGRESS) increased by \$1,926,297: based on emergency repair needs due to the runoff; **5717** (NORTH ROUND VALLEY ROAD) decreased by \$1,015,520: project is at its completion stage.

FISCAL YEAR 2023-2024 REDUCTION IMPACTS TO BASE BUDGET

N/A

FISCAL YEAR 2023-2024 STATE/FEDERAL FUNDING SUMMARY

N/A

FISCAL YEAR 2023-2024 REGULATORY COMPLIANCE SUMMARY

N/A

MAJOR POLICY CONSIDERATIONS BEING REQUESTED

N/A

COUNTY OF INYO

BUD002A - BUDGET REQUESTS

RUNDATE: 06/30/2023 TODAY'S DATE: 08/31/2023

FOR FISCAL YEARS: 07/01/2021 - 06/30/24

	YTD ACTUALS 06/30/2022	BOARD APPROVED 06/30/2023	WORKING BUDGET 06/30/2023	YTD ACTUALS 06/30/2023	DEPT REQUESTED 06/30/2024	CAO RECOMM 06/30/2024	BOARD APPROVED 06/30/2024
BUDGET UNIT: 034600 ROAD							
FUND: 0017 ROAD							
REVENUES:							
4141 - ROAD PRIVILEGES & PERMITS	\$18,481	\$20,000	\$35,000	\$36,980	\$35,000	\$35,000	\$0
LICENSES & PERMITS	\$18,481	\$20,000	\$35,000	\$36,980	\$35,000	\$35,000	\$0
4301 - INTEREST FROM TREASURY	\$24,513	\$25,000	\$25,000	\$82,603	\$40,000	\$40,000	\$0
REV USE OF MONEY & PROPERTY	\$24,513	\$25,000	\$25,000	\$82,603	\$40,000	\$40,000	\$0
4471 - STATE HIGHWAY USERS TAX	\$3,157,777	\$3,452,163	\$3,452,163	\$3,229,600	\$3,574,627	\$3,574,627	\$0
4474 - SB1 ROAD MAINT & RMRA	\$3,480,858	\$3,549,040	\$3,549,040	\$3,578,104	\$3,884,077	\$3,884,077	\$0
4484 - REGIONAL SURFACE TRANS FUNDS	\$1,643,623	\$872,851	\$872,851	\$99,098	\$779,907	\$779,907	\$0
4499 - STATE OTHER	\$764,877	\$1,533,735	\$1,883,735	\$1,913,060	\$7,500	\$7,500	\$0
4521 - FEDERAL FOREST RESERVE	\$332,546	\$230,000	\$230,000	\$338,637	\$237,600	\$237,600	\$0
4552 - FEDERAL OTHER	\$0	\$200,000	\$200,000	\$200,000	\$0	\$0	\$0
AID FROM OTHER GOVT AGENCIES	\$9,379,682	\$9,837,789	\$10,187,789	\$9,358,500	\$8,483,711	\$8,483,711	\$0
4815 - PROJECT REIMBURSABLES	\$131,493	\$85,196	\$70,196	\$61,914	\$77,238	\$77,238	\$0
CHARGES FOR CURRENT SERVICES	\$131,493	\$85,196	\$70,196	\$61,914	\$77,238	\$77,238	\$0
4911 - SALES OF FIXED ASSETS	\$0	\$0	\$0	\$78,206	\$0	\$0	\$0
4959 - MISCELLANEOUS REVENUE	\$61,847	\$30,000	\$30,000	\$51,637	\$30,000	\$30,000	\$0
4999 - PRIOR YEARS REIMBURSEMENTS	\$0	\$0	\$0	\$27	\$0	\$0	\$0
OTHER REVENUE	\$61,847	\$30,000	\$30,000	\$129,870	\$30,000	\$30,000	\$0
TOTAL REVENUES:	\$9,616,019	\$9,997,985	\$10,347,985	\$9,669,869	\$8,665,949	\$8,665,949	\$0
EXPENSES:							
5001 - SALARIED EMPLOYEES	\$1,908,251	\$2,323,437	\$2,100,000	\$1,886,324	\$2,380,506	\$2,380,506	\$0
5003 - OVERTIME	\$32,806	\$60,000	\$250,000	\$182,958	\$200,000	\$200,000	\$0
5004 - STANDBY TIME	\$13,538	\$16,000	\$41,000	\$18,646	\$40,000	\$40,000	\$0
5005 - HOLIDAY OVERTIME	\$16,727	\$20,000	\$20,000	\$17,659	\$20,000	\$20,000	\$0
5012 - PART TIME EMPLOYEES	\$41,536	\$109,875	\$109,875	\$79,505	\$105,165	\$105,165	\$0
5021 - RETIREMENT & SOCIAL SECURITY	\$152,119	\$189,355	\$189,355	\$164,824	\$194,034	\$194,034	\$0
5022 - PERS RETIREMENT	\$251,720	\$288,065	\$288,065	\$232,901	\$295,212	\$295,212	\$0
5024 - RETIREMENT-UNFUNDED LIAB	\$383,864	\$432,957	\$432,957	\$432,957	\$456,752	\$456,752	\$0

COUNTY OF INYO

BUD002A - BUDGET REQUESTS

RUNDATE: 06/30/2023 TODAY'S DATE: 08/31/2023

FOR FISCAL YEARS: 07/01/2021 - 06/30/24

	YTD ACTUALS 06/30/2022	BOARD APPROVED 06/30/2023	WORKING BUDGET 06/30/2023	YTD ACTUALS 06/30/2023	DEPT REQUESTED 06/30/2024	CAO RECOMM 06/30/2024	BOARD APPROVED 06/30/2024
5025 - RETIREE HEALTH BENEFITS	\$287,713	\$344,105	\$344,105	\$299,864	\$422,152	\$422,152	\$0
5031 - MEDICAL INSURANCE	\$408,501	\$568,878	\$556,878	\$400,977	\$613,407	\$613,407	\$0
5032 - DISABILITY INSURANCE	\$21,594	\$26,915	\$26,915	\$19,665	\$22,609	\$22,609	\$0
5043 - OTHER BENEFITS	\$45,263	\$21,661	\$42,098	\$42,939	\$31,374	\$31,374	\$0
SALARIES & BENEFITS	\$3,563,639	\$4,401,248	\$4,401,248	\$3,779,225	\$4,781,211	\$4,781,211	\$0
5112 - PERSONAL & SAFETY EQUIPMENT	\$9,031	\$14,000	\$16,000	\$13,371	\$14,020	\$14,020	\$0
5122 - CELL PHONES	\$5,124	\$5,640	\$5,640	\$4,907	\$6,935	\$6,935	\$0
5154 - UNEMPLOYMENT INSURANCE	\$0	\$4,500	\$4,500	\$1,075	\$4,500	\$4,500	\$0
5171 - MAINTENANCE OF EQUIPMENT	\$67,058	\$185,000	\$118,000	\$64,426	\$150,000	\$150,000	\$0
5173 - MAINTENANCE OF EQUIPMENT-MATER	\$128,517	\$162,000	\$235,000	\$239,814	\$162,000	\$162,000	\$0
5175 - MAINTENANCE - FUEL & LUBRICANT	\$394,113	\$501,000	\$609,000	\$551,946	\$600,000	\$600,000	\$0
5191 - MAINTENANCE OF STRUCTURES	\$0	\$15,000	\$12,000	\$3,060	\$15,000	\$15,000	\$0
5199 - MAINT OF STRUCTURES-MATERIALS	\$225	\$20,000	\$20,000	\$52	\$20,000	\$20,000	\$0
5232 - OFFICE & OTHER EQUIP < \$5,000	\$10,427	\$21,800	\$23,362	\$21,914	\$15,000	\$15,000	\$0
5260 - HEALTH - EMPLOYEE PHYSICALS	\$969	\$3,000	\$3,000	\$2,203	\$3,000	\$3,000	\$0
5263 - ADVERTISING	\$948	\$4,500	\$4,500	\$1,075	\$3,000	\$3,000	\$0
5265 - PROFESSIONAL & SPECIAL SERVICE	\$71,655	\$136,184	\$157,128	\$88,505	\$137,015	\$137,015	\$0
5281 - RENTS & LEASES-EQUIPMENT	\$24,595	\$66,000	\$103,235	\$91,359	\$66,000	\$66,000	\$0
5291 - OFFICE, SPACE & SITE RENTAL	\$21,485	\$47,000	\$49,000	\$43,987	\$50,000	\$41,500	\$0
5301 - SMALL TOOLS & INSTRUMENTS	\$2,409	\$8,000	\$8,000	\$8,119	\$8,000	\$8,000	\$0
5309 - ROAD MATERIALS	\$831,902	\$650,000	\$451,000	\$357,712	\$437,500	\$437,500	\$0
5310 - ROAD SIGNS & PAINT	\$36,582	\$60,000	\$46,930	\$2,173	\$50,000	\$50,000	\$0
5311 - GENERAL OPERATING EXPENSE	\$44,481	\$62,000	\$108,000	\$96,232	\$75,600	\$75,600	\$0
5326 - LATE FEES & FINANCE CHARGES	\$51	\$0	\$12	\$57	\$0	\$0	\$0
5331 - TRAVEL EXPENSE	\$9,690	\$25,176	\$25,000	\$17,427	\$25,176	\$25,176	\$0
5351 - UTILITIES	\$72,041	\$76,680	\$77,276	\$72,887	\$81,280	\$81,280	\$0
SERVICES & SUPPLIES	\$1,731,313	\$2,067,480	\$2,076,583	\$1,682,309	\$1,924,026	\$1,915,526	\$0
5123 - TECH REFRESH EXPENSE	\$18,781	\$16,781	\$16,781	\$16,781	\$25,149	\$25,149	\$0
5124 - EXTERNAL CHARGES	\$201,613	\$379,202	\$379,202	\$375,571	\$410,000	\$410,000	\$0
5127 - MOBILE DEVICE MANAGEMENT-INTER	\$131	\$60	\$130	\$68	\$0	\$0	\$0
5128 - INTERNAL SHREDDING CHARGES	\$225	\$346	\$373	\$373	\$346	\$346	\$0
5129 - INTERNAL COPY CHARGES (NON-IS)	\$3,023	\$3,000	\$2,973	\$2,738	\$3,500	\$3,500	\$0
5152 - WORKERS COMPENSATION	\$74,505	\$77,560	\$77,560	\$77,560	\$124,184	\$124,184	\$0
5155 - PUBLIC LIABILITY INSURANCE	\$53,196	\$68,783	\$68,783	\$68,783	\$129,842	\$129,842	\$0

COUNTY OF INYO

BUD002A - BUDGET REQUESTS

RUNDATE: 06/30/2023 TODAY'S DATE: 08/31/2023

FOR FISCAL YEARS: 07/01/2021 - 06/30/24

	YTD ACTUALS 06/30/2022	BOARD APPROVED 06/30/2023	WORKING BUDGET 06/30/2023	YTD ACTUALS 06/30/2023	DEPT REQUESTED 06/30/2024	CAO RECOMM 06/30/2024	BOARD APPROVED 06/30/2024
5315 - COUNTY COST PLAN	\$286,798	\$402,000	\$402,000	\$402,000	\$394,974	\$394,974	\$0
5333 - MOTOR POOL	\$341	\$570	\$570	\$0	\$570	\$570	\$0
INTERNAL CHARGES	\$638,616	\$948,302	\$948,372	\$943,875	\$1,088,565	\$1,088,565	\$0
5650 - EQUIPMENT	\$69,844	\$873,400	\$1,422,474	\$827,640	\$325,000	\$325,000	\$0
5655 - VEHICLES	\$0	\$150,000	\$350,364	\$0	\$0	\$0	\$0
5700 - CONSTRUCTION IN PROGRESS	\$231,405	\$444,663	\$2,048,631	\$1,515,821	\$2,370,960	\$2,370,960	\$0
5717 - NORTH ROUND VALLEY ROAD	\$2,126,700	\$1,047,520	\$2,199,774	\$2,147,930	\$32,000	\$32,000	\$0
5744 - STATE LINE ROAD	\$0	\$0	\$160,000	\$160,000	\$0	\$0	\$0
FIXED ASSETS	\$2,427,950	\$2,515,583	\$6,181,243	\$4,651,392	\$2,727,960	\$2,727,960	\$0
5801 - OPERATING TRANSFERS OUT	\$20,000	\$128,065	\$244,986	\$89,445	\$296,802	\$305,302	\$0
OTHER FINANCING USES	\$20,000	\$128,065	\$244,986	\$89,445	\$296,802	\$305,302	\$0
TOTAL EXPENSES:	\$8,381,519	\$10,060,678	\$13,852,432	\$11,146,248	\$10,818,564	\$10,818,564	\$0
BUDGET UNIT: 034600 ROAD	\$1,234,499	(\$62,693)	(\$3,504,447)	(\$1,476,379)	(\$2,152,615)	(\$2,152,615)	\$0

ROAD PROJECTS - STATE FUNDED 034601

DEPARTMENTAL FUNCTIONS

The Public Works Department supervises and administers the expenditure of funds for State-Funded Road projects. These funds typically come from the State and are allocated by the California Transportation Commission. This budget was established to track all costs associated with State-Funded Road projects. The budget also includes bridge projects and other transportation projects that are federally, or state funded.

MAJOR ACCOMPLISHMENTS IN FISCAL YEAR 2022-2023

- Reached 95% Design milestone, completed permitting and Right of Way acquisitions for Carroll Creek Rd. Bridge Project Plans, Specifications and Estimates (PS&E's) 100% completed, and construction funding requested for the Walker Creek Rd. Bridge Replacement Project.
- North Round Valley Road Bridge Project was completed.
- Design complete, plans and specifications approved by the Board for solicitation of bids of the Onion Valley Road Guardrail Project.
- Project PS&Es 100% completed for Lone Pine Sidewalk Active Transportation Program (ATP), and Finance Letter received from Caltrans for construction funding.
- Project Approval and Environmental Document (PA&ED) completed, and PS&E funding requested from California Transportation Commission (CTC) for the Lone Pine Town Rehabilitation Statewide Transportation Improvement Program (STIP) Project.

GOALS FOR FISCAL YEAR 2023-2024

- Work towards having Federal funds allocated for construction of Carroll Creek Bridge Project.
- Construct the Walker Creek Bridge Project.
- Construct Lone Pine Sidewalk ATP project in the summer/fall of 2023.
- Begin the PS&E phase of the Lone Pine Town Rehabilitation Project. Work with California Transportation Commission (CTC) to fund the future construction phase of the Lone Pine Town Rehabilitation Project.
- Advertise for bids, award contract and initiate construction of the Highway Safety Improvement Program (HSIP) Cycle 10 Onion Valley Guardrail Project. This is a two-year project, and will not be completed before August 2024.

DEPARTMENTAL BUDGET REQUEST FOR FISCAL YEAR 2023-2024

The Department's Fiscal Year 2023-2024 Requested Budget represents an overall increase of \$5,956,500 in expenditures, and an increase of \$5,832,381 in revenues, when compared to the Fiscal Year 2022-2023 Board Approved Budget. As a result, the Requested Net County Cost is increased by \$124,119.

Personnel Costs did not change compared to the Fiscal Year 2022-2023 Board Approved Budget.

Revenues

4499 (STATE OTHER) increased by \$2,434,870: based on revenue estimates for Lone Pine Sidewalk ATP, Onion Valley Guardrail and Lone Pine Town Streets Rehab. These estimated revenues will be based on actual expenditures. Please note that revenues appear to exceed expenditures and this is due to the fact that encumbrances will roll with budget adoption and do not need to be included again in the expenditure line items for these projects; **4552** (FEDERAL OTHER) increased by \$3,228,774: based on revenue estimates for Carroll Creek and Walker Creek Bridge projects. Walker Creek Bridge is expected to move into the construction phase in 23/24. These estimated revenues will be based on actual expenditures. Please note that revenues appear to exceed expenditures, and this is due to the fact that encumbrances will roll with budget adoption and do not need to be included again in the expenditure line items for these projects; **4998** (OPERATING TRANSFERS IN) increased by \$168,737: based on expenditure estimates for Lone Pine Town Street and Lone Pine Sidewalk projects exceeding our allocated funds.

Personnel

The Department's Requested Budget represents no change in the number of fulltime equivalent (FTE) positions that are supported by this budget.

There are no FTE's budgeted

Services & Supplies

(There are no changes in this object category from the previous fiscal year.)

Support & Care of Persons

(There are no changes in this object category from the previous fiscal year.)

Fixed Assets

5708 (LONE PINE SIDEWALK ATP) increased by \$1,845,000: based on this project moving into the construction phase (construction cost is an estimate only at this point); **5709** (LONE PINE STREETS REHAB) increased by \$10,000: based on project estimates for Public Works staff time. Current contractual costs are encumbered and will roll with budget adoption; **5715** (ONION VALLEY GUARDRAIL PROJECT) increased by \$812,000: based on project estimate for construction phase of this project. Current contractual costs are encumbered and will roll with budget adoption; **5735** (CARROLL CREEK) increased by \$13,500: based on current project estimates. Current contractual costs are encumbered and will roll with budget adoption; **5736** (WALKER CREEK) increased by \$3,276,000: based on project estimates and this project should move to the construction phase in 23/24.

FISCAL YEAR 2023-2024 REDUCTION IMPACTS TO BASE BUDGET

N/A

FISCAL YEAR 2023-2024 STATE/FEDERAL FUNDING SUMMARY

N/A

FISCAL YEAR 2023-2024 REGULATORY COMPLIANCE SUMMARY

N/A

MAJOR POLICY CONSIDERATIONS BEING REQUESTED

N/A

COUNTY OF INYO

BUD002A - BUDGET REQUESTS

RUNDATE: 06/30/2023 TODAY'S DATE: 08/31/2023

FOR FISCAL YEARS: 07/01/2021 - 06/30/24

	YTD ACTUALS 06/30/2022	BOARD APPROVED 06/30/2023	WORKING BUDGET 06/30/2023	YTD ACTUALS 06/30/2023	DEPT REQUESTED 06/30/2024	CAO RECOMM 06/30/2024	BOARD APPROVED 06/30/2024
BUDGET UNIT: 034601 ROAD PROJECTS - STATE FUNDED							
FUND: 0025 STATE FUNDED ROAD PROJECTS							
REVENUES:							
4499 - STATE OTHER	\$808,848	\$457,930	\$512,815	\$159,493	\$2,892,800	\$2,892,800	\$0
4552 - FEDERAL OTHER	\$209,336	\$271,117	\$271,117	\$68,784	\$3,499,891	\$3,499,891	\$0
AID FROM OTHER GOVT AGENCIES	\$1,018,185	\$729,047	\$783,932	\$228,277	\$6,392,691	\$6,392,691	\$0
4998 - OPERATING TRANSFERS IN	\$20,000	\$128,065	\$244,986	\$89,445	\$296,802	\$296,802	\$0
OTHER FINANCING SOURCES	\$20,000	\$128,065	\$244,986	\$89,445	\$296,802	\$296,802	\$0
TOTAL REVENUES:	\$1,038,185	\$857,112	\$1,028,918	\$317,723	\$6,689,493	\$6,689,493	\$0
EXPENSES:							
5311 - GENERAL OPERATING EXPENSE	\$15	\$0	\$0	\$0	\$0	\$0	\$0
SERVICES & SUPPLIES	\$15	\$0	\$0	\$0	\$0	\$0	\$0
5704 - CENTERLINE STRIPING PROJECT	\$149,450	\$0	\$0	\$0	\$0	\$0	\$0
5708 - LONE PINE SIDEWALK ATP	\$158,764	\$20,000	\$116,036	\$34,825	\$1,865,000	\$1,865,000	\$0
5709 - LONE PINE STREETS REHAB	\$17,584	\$10,000	\$533,968	\$106,793	\$20,000	\$20,000	\$0
5715 - ONION VALLEY GUARDRAIL PROJECT	\$112,168	\$20,000	\$93,299	\$83,728	\$832,000	\$832,000	\$0
5735 - CARROLL CREEK	\$4,974	\$1,500	\$151,661	\$7,874	\$15,000	\$15,000	\$0
5736 - WALKER CREEK	\$9,103	\$2,000	\$117,402	\$55,031	\$3,278,000	\$3,278,000	\$0
5744 - STATE LINE ROAD	\$20,000	\$0	\$0	\$0	\$0	\$0	\$0
FIXED ASSETS	\$472,046	\$53,500	\$1,012,366	\$288,253	\$6,010,000	\$6,010,000	\$0
TOTAL EXPENSES:	\$472,061	\$53,500	\$1,012,366	\$288,253	\$6,010,000	\$6,010,000	\$0
BUDGET UNIT: 034601 ROAD PROJECTS - STATE FUNDED	\$566,123	\$803,612	\$16,552	\$29,469	\$679,493	\$679,493	\$0

PUBLIC WORKS

011500

DEPARTMENTAL FUNCTIONS

The Public Works Department processes and issues permits for right of way encroachments, filming, oversized loads and special events. This department also provides engineering and management/administrative services for other County Departments, facilities, parks, and administers most construction projects. Some of the assigned departments include:

- Building and Safety
- Maintenance of Buildings and Grounds
- Bishop, Independence, Lone Pine and Shoshone Airports Subdivision and Development Review
- Town Water Systems for Lone Pine, Independence and Laws State Funded Road Projects (STIP)
- Deferred Maintenance Projects
- Recycling & Waste Management
- Parks and Recreation
- Local Transportation Commission administration and staff support
- Big Pine, Independence, and Lone Pine Lighting Districts, and County Service Area #2

MAJOR ACCOMPLISHMENTS IN FISCAL YEAR 2022-2023

- Designed and administered Deferred Maintenance Projects.
- Completed construction of the North Round Valley Bridge.
- Completed Diaz Boat Dock project.
- Received Highway Safety Improvement Program (HSIP) funding for the Onion Valley Guardrail project.
- Received Funding (\$15.3 million) programing for Stateline Road reconstruction project.

GOALS FOR FISCAL YEAR 2023-2024

- Continue support of operational divisions of Public Works.
- Complete Tecopa Sewer Pond remediation.
- Construct Big Pine animal shelter.
- Construct Lone Pine ATP sidewalk project.
- Continue succession planning as key personnel are nearing retirement and train newly hired staff to timely deliver projects and prepare them for future leadership roles.

DEPARTMENTAL BUDGET REQUEST FOR FISCAL YEAR 2023-2024

The Department's Fiscal Year 2023-2024 Requested Budget represents an overall increase of \$82,215 in expenditures, and a decrease of \$45,149 in revenues, when compared to the Fiscal Year 2022-2023 Board Approved Budget. As a result, the Requested Net County Cost is increased by \$127,364.

Personnel Costs increased by \$77,560 compared to the Fiscal Year 2022-2023 Board Approved Budget, due to 4% negotiated and approved COLA as well as a significant increase in insurance costs. Public Works also shifted staff percentage splits this fiscal year to accurately depict what staffing is needed within each of our divisions.

Revenues

4654 (PLANNING & ENGINEERING FEES) increased by \$50,000: based on project estimates; **4824** (INTER GOVERNMENT CHARGES) decreased by \$95,149: based on project estimates.

Personnel

The Department's Requested Budget represents an increase in the number of fulltime equivalent (FTE) positions that are supported by this budget.

There is an increase of .32 FTE from the prior year budget. Public Works shifted percentage splits for administrative staffing as well as the Director and Assistant Director to better depict each divisions need for staffing within the Public Works Department.

Services & Supplies

(There are no changes in this object category from the previous fiscal year.)

Support & Care of Persons

(There are no changes in this object category from the previous fiscal year.)

Fixed Assets

(There are no changes in this object category from the previous fiscal year.)

FISCAL YEAR 2023-2024 REDUCTION IMPACTS TO BASE BUDGET

N/A

FISCAL YEAR 2023-2024 STATE/FEDERAL FUNDING SUMMARY

N/A

FISCAL YEAR 2023-2024 REGULATORY COMPLIANCE SUMMARY

N/A

MAJOR POLICY CONSIDERATIONS BEING REQUESTED

N/A

COUNTY OF INYO

BUD002A - BUDGET REQUESTS

RUNDATE: 06/30/2023 TODAY'S DATE: 08/31/2023

FOR FISCAL YEARS: 07/01/2021 - 06/30/24

	YTD ACTUALS 06/30/2022	BOARD APPROVED 06/30/2023	WORKING BUDGET 06/30/2023	YTD ACTUALS 06/30/2023	DEPT REQUESTED 06/30/2024	CAO RECOMM 06/30/2024	BOARD APPROVED 06/30/2024
BUDGET UNIT: 011500 PUBLIC WORKS							
FUND: 0001 GENERAL FUND							
REVENUES:							
4318 - INDEPENDENCE LEGION HALL RENT	\$325	\$0	\$0	\$0	\$0	\$0	\$0
REV USE OF MONEY & PROPERTY	\$325	\$0	\$0	\$0	\$0	\$0	\$0
4654 - PLANNING & ENGINEERING FEES	\$68,125	\$50,000	\$71,000	\$60,347	\$100,000	\$100,000	\$0
4655 - MAP CHECKING	\$680	\$600	\$600	\$62	\$600	\$600	\$0
4819 - SERVICES & FEES	\$0	\$0	\$0	\$30	\$0	\$0	\$0
4821 - INTRA COUNTY CHARGES	\$2,452	\$1,000	\$0	\$0	\$1,000	\$1,000	\$0
4824 - INTER GOVERNMENT CHARGES	\$200,832	\$465,700	\$445,700	\$369,220	\$370,551	\$370,551	\$0
CHARGES FOR CURRENT SERVICES	\$272,089	\$517,300	\$517,300	\$429,660	\$472,151	\$472,151	\$0
4998 - OPERATING TRANSFERS IN	\$0	\$0	\$30,000	\$30,000	\$0	\$0	\$0
OTHER FINANCING SOURCES	\$0	\$0	\$30,000	\$30,000	\$0	\$0	\$0
4959 - MISCELLANEOUS REVENUE	\$5,679	\$0	\$0	\$399	\$0	\$0	\$0
OTHER REVENUE	\$5,679	\$0	\$0	\$399	\$0	\$0	\$0
TOTAL REVENUES:	\$278,094	\$517,300	\$547,300	\$460,060	\$472,151	\$472,151	\$0
EXPENSES:							
5001 - SALARIED EMPLOYEES	\$279,952	\$506,987	\$428,361	\$397,267	\$547,808	\$513,706	\$0
5003 - OVERTIME	\$2,218	\$2,500	\$2,500	\$963	\$2,500	\$1,000	\$0
5005 - HOLIDAY OVERTIME	\$1,003	\$1,500	\$1,500	\$484	\$1,000	\$750	\$0
5021 - RETIREMENT & SOCIAL SECURITY	\$21,474	\$39,201	\$33,200	\$29,735	\$42,236	\$39,603	\$0
5022 - PERS RETIREMENT	\$25,722	\$51,196	\$41,700	\$38,371	\$55,579	\$52,197	\$0
5024 - RETIREMENT-UNFUNDED LIAB	\$100,206	\$113,021	\$113,021	\$113,021	\$119,233	\$119,233	\$0
5031 - MEDICAL INSURANCE	\$39,850	\$98,539	\$80,000	\$71,576	\$122,802	\$114,704	\$0
5032 - DISABILITY INSURANCE	\$3,161	\$5,575	\$4,750	\$3,588	\$4,921	\$4,614	\$0
5043 - OTHER BENEFITS	\$2,082	\$0	\$3,361	\$3,526	\$0	\$0	\$0
SALARIES & BENEFITS	\$475,672	\$818,519	\$708,393	\$658,535	\$896,079	\$845,807	\$0
5122 - CELL PHONES	\$0	\$0	\$0	\$150	\$0	\$0	\$0
5175 - MAINTENANCE - FUEL & LUBRICANT	\$358	\$500	\$500	\$78	\$500	\$350	\$0
5232 - OFFICE & OTHER EQUIP < \$5,000	\$0	\$350	\$350	\$0	\$350	\$350	\$0

COUNTY OF INYO

BUD002A - BUDGET REQUESTS

RUNDATE: 06/30/2023 TODAY'S DATE: 08/31/2023

FOR FISCAL YEARS: 07/01/2021 - 06/30/24

	YTD ACTUALS 06/30/2022	BOARD APPROVED 06/30/2023	WORKING BUDGET 06/30/2023	YTD ACTUALS 06/30/2023	DEPT REQUESTED 06/30/2024	CAO RECOMM 06/30/2024	BOARD APPROVED 06/30/2024
5263 - ADVERTISING	\$1,135	\$1,000	\$1,000	\$69	\$1,000	\$500	\$0
5265 - PROFESSIONAL & SPECIAL SERVICE	\$7,052	\$600	\$274,023	\$146,049	\$600	\$600	\$0
5301 - SMALL TOOLS & INSTRUMENTS	\$0	\$200	\$200	\$0	\$200	\$200	\$0
5311 - GENERAL OPERATING EXPENSE	\$3,949	\$3,945	\$3,945	\$2,250	\$3,945	\$3,200	\$0
5331 - TRAVEL EXPENSE	\$499	\$2,000	\$5,000	\$3,771	\$2,000	\$2,000	\$0
SERVICES & SUPPLIES	\$12,995	\$8,595	\$285,018	\$152,367	\$8,595	\$7,200	\$0
5123 - TECH REFRESH EXPENSE	\$9,686	\$9,577	\$9,577	\$9,577	\$9,456	\$9,456	\$0
5124 - EXTERNAL CHARGES	\$0	\$2,000	\$2,000	\$0	\$2,000	\$500	\$0
5128 - INTERNAL SHREDDING CHARGES	\$225	\$346	\$373	\$373	\$346	\$346	\$0
5129 - INTERNAL COPY CHARGES (NON-IS)	\$1,043	\$5,000	\$2,000	\$1,323	\$3,000	\$3,000	\$0
5152 - WORKERS COMPENSATION	\$7,064	\$11,484	\$11,484	\$11,484	\$9,511	\$9,511	\$0
5155 - PUBLIC LIABILITY INSURANCE	\$11,787	\$9,610	\$9,610	\$9,610	\$18,359	\$18,359	\$0
5333 - MOTOR POOL	\$0	\$500	\$473	\$80	\$500	\$300	\$0
INTERNAL CHARGES	\$29,805	\$38,517	\$35,517	\$32,448	\$43,172	\$41,472	\$0
TOTAL EXPENSES:	\$518,473	\$865,631	\$1,028,928	\$843,351	\$947,846	\$894,479	\$0
BUDGET UNIT: 011500 PUBLIC WORKS	(\$240,378)	(\$348,331)	(\$481,628)	(\$383,290)	(\$475,695)	(\$422,328)	\$0

BIG PINE LIGHTING

800001

DEPARTMENTAL FUNCTIONS

The Public Works Department administers the Big Pine Lighting District, which is responsible for maintenance and utility costs for the lighting fixtures in the district. Funding for the Big Pine Lighting District is provided primarily through secured and unsecured property taxes.

MAJOR ACCOMPLISHMENTS IN FISCAL YEAR 2022-2023

- Administered District and ensured that lighting fixtures are maintained.

GOALS FOR FISCAL YEAR 2023-2024

- Replace lights as needed.

DEPARTMENTAL BUDGET REQUEST FOR FISCAL YEAR 2023-2024

The Department's Fiscal Year 2023-2024 Requested Budget represents an overall increase of \$8,843 in expenditures, and an increase of \$4,450 in revenues, when compared to the Fiscal Year 2022-2023 Board Approved Budget. As a result, the Requested Net County Cost is increased by \$4,393.

Personnel Costs increased by \$963 compared to the Fiscal Year 2022-2023 Board Approved Budget, due to 4% COLA in negotiated and approved MOU.

Revenues

4004 (CURRENT UNSECURED TAXES) increased by \$800: based on actuals; **4008** (SB813 DISTRIBUTIONS) increased by \$2,000: based on actuals; **4021** (PRIOR YEAR SECURED TAXES) increased by \$250: based on actuals; **4301** (INTEREST FROM TREASURY) increased by \$1,400: based on actuals.

Personnel

The Department's Requested Budget represents no change in the number of fulltime equivalent (FTE) positions that are supported by this budget.

There was no change in FTE's from 22/23 budget

Services & Supplies

(There are no changes in this object category from the previous fiscal year.)

Support & Care of Persons

(There are no changes in this object category from the previous fiscal year.)

Fixed Assets

(There are no changes in this object category from the previous fiscal year.)

FISCAL YEAR 2023-2024 REDUCTION IMPACTS TO BASE BUDGET

N/A

FISCAL YEAR 2023-2024 STATE/FEDERAL FUNDING SUMMARY

N/A

FISCAL YEAR 2023-2024 REGULATORY COMPLIANCE SUMMARY

N/A

MAJOR POLICY CONSIDERATIONS BEING REQUESTED

N/A

COUNTY OF INYO

BUD002A - BUDGET REQUESTS

RUNDATE: 06/30/2023 TODAY'S DATE: 08/31/2023

FOR FISCAL YEARS: 07/01/2021 - 06/30/24

	YTD ACTUALS 06/30/2022	BOARD APPROVED 06/30/2023	WORKING BUDGET 06/30/2023	YTD ACTUALS 06/30/2023	DEPT REQUESTED 06/30/2024	CAO RECOMM 06/30/2024	BOARD APPROVED 06/30/2024
BUDGET UNIT: 800001 BIG PINE LIGHTING							
FUND: 8000 BIG PINE LIGHTING							
REVENUES:							
4001 - CURRENT SECURED TAXES	\$27,113	\$25,000	\$25,000	\$29,000	\$25,000	\$25,000	\$0
4004 - CURRENT UNSECURED TAXES	\$2,111	\$2,000	\$2,000	\$2,716	\$2,800	\$2,800	\$0
4008 - SB813 DISTRIBUTIONS	\$263	\$0	\$0	\$2,063	\$2,000	\$2,000	\$0
4021 - PRIOR YEAR SECURED TAXES	\$265	\$0	\$0	\$281	\$250	\$250	\$0
TAXES - PROPERTY	\$29,754	\$27,000	\$27,000	\$32,164	\$30,050	\$30,050	\$0
4301 - INTEREST FROM TREASURY	\$1,240	\$600	\$600	\$4,372	\$2,000	\$2,000	\$0
4303 - INTEREST ON TAX FUNDS	\$42	\$0	\$0	\$0	\$0	\$0	\$0
REV USE OF MONEY & PROPERTY	\$1,283	\$600	\$600	\$4,372	\$2,000	\$2,000	\$0
4472 - HOMEOWNERS PROPERTY TAX RELIEF	\$131	\$75	\$75	\$131	\$75	\$75	\$0
AID FROM OTHER GOVT AGENCIES	\$131	\$75	\$75	\$131	\$75	\$75	\$0
TOTAL REVENUES:	\$31,169	\$27,675	\$27,675	\$36,668	\$32,125	\$32,125	\$0
EXPENSES:							
5001 - SALARIED EMPLOYEES	\$3,751	\$4,757	\$4,757	\$4,260	\$5,002	\$5,002	\$0
5005 - HOLIDAY OVERTIME	\$0	\$100	\$100	\$0	\$100	\$100	\$0
5021 - RETIREMENT & SOCIAL SECURITY	\$296	\$376	\$376	\$313	\$395	\$395	\$0
5022 - PERS RETIREMENT	\$573	\$654	\$654	\$718	\$915	\$915	\$0
5024 - RETIREMENT-UNFUNDED LIAB	\$119	\$134	\$134	\$134	\$141	\$141	\$0
5031 - MEDICAL INSURANCE	\$408	\$914	\$914	\$910	\$1,354	\$1,354	\$0
5032 - DISABILITY INSURANCE	\$42	\$56	\$56	\$40	\$47	\$47	\$0
5043 - OTHER BENEFITS	\$226	\$73	\$73	\$72	\$73	\$73	\$0
SALARIES & BENEFITS	\$5,417	\$7,064	\$7,064	\$6,449	\$8,027	\$8,027	\$0
5191 - MAINTENANCE OF STRUCTURES	\$0	\$7,000	\$7,000	\$0	\$7,000	\$7,000	\$0
5265 - PROFESSIONAL & SPECIAL SERVICE	\$0	\$8,500	\$8,500	\$0	\$8,500	\$8,500	\$0
5311 - GENERAL OPERATING EXPENSE	\$105	\$110	\$110	\$105	\$110	\$110	\$0
5351 - UTILITIES	\$7,558	\$7,800	\$7,800	\$7,617	\$7,800	\$7,800	\$0
SERVICES & SUPPLIES	\$7,663	\$23,410	\$23,410	\$7,722	\$23,410	\$23,410	\$0
5124 - EXTERNAL CHARGES	\$0	\$500	\$500	\$166	\$500	\$500	\$0

COUNTY OF INYO

BUD002A - BUDGET REQUESTS

RUNDATE: 06/30/2023 TODAY'S DATE: 08/31/2023

FOR FISCAL YEARS: 07/01/2021 - 06/30/24

	YTD ACTUALS 06/30/2022	BOARD APPROVED 06/30/2023	WORKING BUDGET 06/30/2023	YTD ACTUALS 06/30/2023	DEPT REQUESTED 06/30/2024	CAO RECOMM 06/30/2024	BOARD APPROVED 06/30/2024
5152 - WORKERS COMPENSATION	\$76	\$68	\$68	\$68	\$109	\$109	\$0
5155 - PUBLIC LIABILITY INSURANCE	\$119	\$109	\$109	\$109	\$211	\$211	\$0
5315 - COUNTY COST PLAN	\$5,051	\$0	\$0	\$0	\$7,737	\$7,737	\$0
INTERNAL CHARGES	\$5,246	\$677	\$677	\$343	\$8,557	\$8,557	\$0
TOTAL EXPENSES:	\$18,327	\$31,151	\$31,151	\$14,515	\$39,994	\$39,994	\$0
BUDGET UNIT: 800001 BIG PINE LIGHTING	\$12,842	(\$3,476)	(\$3,476)	\$22,153	(\$7,869)	(\$7,869)	\$0

BISHOP AIRPORT

150100

DEPARTMENTAL FUNCTIONS

Operating and maintaining the Bishop Airport in accordance with the standards defined by the Federal Aviation Administration (FAA), the State Division of Aeronautics, and the Transportation Security Administration (TSA).

MAJOR ACCOMPLISHMENTS IN FISCAL YEAR 2022-2023

- Operated the Airport in accordance with FAA Part 139 standards
- Achieved over 10,000 enplanements in calendar year 2022

GOALS FOR FISCAL YEAR 2023-2024

- Continue to operate the Airport in accordance with FAA Part 139 standards
- Purchase snow removal equipment with FAA grant funding
- Complete crack filling on hangar area taxilanes

DEPARTMENTAL BUDGET REQUEST FOR FISCAL YEAR 2023-2024

The Department's Fiscal Year 2023-2024 Requested Budget represents an overall increase of \$1,165,585 in expenditures, and an increase of \$1,018,071 in revenues, when compared to the Fiscal Year 2022-2023 Board Approved Budget. As a result, the Requested Net County Cost is increased by \$147,514.

Personnel Costs increased by \$57,089 compared to the Fiscal Year 2022-2023 Board Approved Budget, due to standard increases due to approved MOU, and significant increase in health insurance rates.

Revenues

4331 (AUTO PARKING) increased by \$9,400: Based on prior year actuals; **4333** (HANGER RENT) increased by \$3,182: Due to annual 3% increase in hangar lease rate; **4334** (TIE DOWN FEES) increased by \$4,008: Based on prior year actuals; **4336** (RENT-A-CAR LEASE) decreased by \$1,200: Due to delay in office space lease, may increase at mid-year; **4338** (RAMP FEES) increased by \$13,000: Based on prior year actuals; **4340** (HANGAR ONE AERO) decreased by \$528: Based on monthly lease rate; **4342** (LANDING FEES) increased by \$292: Due to annual increase in United landing fees; **4301** (INTEREST FROM TREASURY) decreased by \$10: Based on prior year actuals; **4311** (RENTS) increased by \$22,795: Primarily due to new negotiated rate for the Reload Base; **4555** (FEDERAL GRANTS) increased by \$468,000: New FAA grant anticipated for the purchase of snow removal equipment; **4562** (COUNTY CONTRIBUTION) increased by \$350,000: Processed by budget team; **4819** (SERVICES & FEES) increased by \$5,850: Based on prior year actuals; **4824** (INTER GOVERNMENT CHARGES) decreased by \$3,884: Based on prior year actuals; **4931** (SALES OF AVIATION GAS) increased by \$29,000: Based on prior year actuals; **4932** (SALES OF JET A FUEL) increased by \$630,000: Based on prior year actuals, military fuel purchase are now included in this revenue code; **4937** (NON TAX-JET FUEL-MILITARY) decreased by \$376,750: Based on prior year actuals, military fueling no longer in this revenue code, this includes United fuel buyback only; **4998** (OPERATING TRANSFERS IN) decreased by \$98,000: Due to airline subsidy;

4959 (MISCELLANEOUS REVENUE) decreased by \$37,084: There is no MLT contribution remaining for the Flight Tech contract.

Personnel

The Department's Requested Budget represents a decrease in the number of fulltime equivalent (FTE) positions that are supported by this budget.

A decrease of 0.2 FTEs.

Services & Supplies

5171 (MAINTENANCE OF EQUIPMENT) decreased by \$2,105: Based on projected needs; **5173** (MAINTENANCE OF EQUIPMENT-MATER) increased by \$4,000: For purchase of new tires for fuel truck; **5199** (MAINT OF STRUCTURES-MATERIALS) decreased by \$3,700: Based on projected needs; **5232** (OFFICE & OTHER EQUIP < \$5,000) increased by \$1,650: For the purchase of a new badge printer; **5263** (ADVERTISING) decreased by \$116: No advertising expenses anticipated; **5265** (PROFESSIONAL & SPECIAL SERVICE) decreased by \$33,492: Based on remaining encumbrance in Flight Tech contract; **5291** (OFFICE, SPACE & SITE RENTAL) increased by \$10,000: Due to annual increase in property taxes; **5311** (GENERAL OPERATING EXPENSE) increased by \$18,746: Due to increased credit card fees; **5331** (TRAVEL EXPENSE) decreased by \$2,750: Motorpool expenses for travel moved to object code 5333; **5351** (UTILITIES) increased by \$25,000: Based on prior year actuals; **5361** (FUEL, OIL & WATER FOR RESALE) increased by \$50,000: Based on prior year actuals.

Support & Care of Persons

(There are no changes in this object category from the previous fiscal year.)

Fixed Assets

5650 (EQUIPMENT) increased by \$520,000: For the purchase of snow removal equipment funded primarily by FAA grant; **5700** (CONSTRUCTION IN PROGRESS) increased by \$60,000: For hangar area crack filling.

FISCAL YEAR 2023-2024 REDUCTION IMPACTS TO BASE BUDGET

Efforts were made to reduce anticipated maintenance expenses, and only mandatory training and travel has been included.

FISCAL YEAR 2023-2024 STATE/FEDERAL FUNDING SUMMARY

This budget includes an FAA grant for the purchase of snow removal equipment. The grant has not yet been issued, but the equipment will not be ordered until the grant is accepted. The Airport Improvement Grant Entitlement funds that will be used for these purchases, part of the Bipartisan Infrastructure Legislation, are guaranteed to Inyo County for the two federally eligible airports (Bishop and Lone Pine/Death Valley) for Federal Fiscal Years 2022-2026. This equipment purchase will use the 2022/2023 funds for each airport. There is no deadline for the grant application, however it will be submitted as soon as the FAA grants approval of the use of a cooperative purchasing agreement. Grant award is anticipated in late July; funds must be expended within four years of the grant award.

FISCAL YEAR 2023-2024 REGULATORY COMPLIANCE SUMMARY

\$3,940 for the Aircraft Fire and Rescue annual Live Burn course for four airport staff members as required by the FAA, funded by general airport revenue.

MAJOR POLICY CONSIDERATIONS BEING REQUESTED

N/A

COUNTY OF INYO

BUD002A - BUDGET REQUESTS

RUNDATE: 06/30/2023 TODAY'S DATE: 08/31/2023

FOR FISCAL YEARS: 07/01/2021 - 06/30/24

	YTD ACTUALS 06/30/2022	BOARD APPROVED 06/30/2023	WORKING BUDGET 06/30/2023	YTD ACTUALS 06/30/2023	DEPT REQUESTED 06/30/2024	CAO RECOMM 06/30/2024	BOARD APPROVED 06/30/2024
BUDGET UNIT: 150100 BISHOP AIRPORT							
FUND: 1501 BISHOP AIRPORT OPERATING							
REVENUES:							
4321 - CABLE TV LEASE	\$32,033	\$32,994	\$32,994	\$32,994	\$32,994	\$32,994	\$0
4331 - AUTO PARKING	\$35,421	\$52,000	\$52,000	\$62,860	\$61,400	\$61,400	\$0
4333 - HANGER RENT	\$101,559	\$105,608	\$105,608	\$102,768	\$108,790	\$108,790	\$0
4334 - TIE DOWN FEES	\$7,115	\$6,500	\$8,500	\$9,420	\$10,508	\$10,508	\$0
4336 - RENT-A-CAR LEASE	\$1,800	\$3,000	\$1,800	\$1,500	\$1,800	\$1,800	\$0
4338 - RAMP FEES	\$17,899	\$17,000	\$17,000	\$27,079	\$30,000	\$30,000	\$0
4340 - HANGAR ONE AERO	\$3,696	\$3,696	\$3,168	\$3,622	\$3,168	\$3,168	\$0
4342 - LANDING FEES	\$89,846	\$109,708	\$86,000	\$84,274	\$110,000	\$110,000	\$0
RENTS & LEASES	\$289,370	\$330,506	\$307,070	\$324,517	\$358,660	\$358,660	\$0
4301 - INTEREST FROM TREASURY	(\$1,441)	\$10	\$0	(\$6,857)	\$0	\$0	\$0
4311 - RENTS	\$95,270	\$100,643	\$102,804	\$99,900	\$123,438	\$123,438	\$0
REV USE OF MONEY & PROPERTY	\$93,829	\$100,653	\$102,804	\$93,043	\$123,438	\$123,438	\$0
4555 - FEDERAL GRANTS	\$889,011	\$0	\$0	\$0	\$468,000	\$468,000	\$0
4562 - COUNTY CONTRIBUTION	\$0	\$0	\$0	\$0	\$350,000	\$0	\$0
AID FROM OTHER GOVT AGENCIES	\$889,011	\$0	\$0	\$0	\$818,000	\$468,000	\$0
4819 - SERVICES & FEES	\$8,784	\$6,700	\$6,700	\$18,660	\$12,550	\$12,550	\$0
4824 - INTER GOVERNMENT CHARGES	\$7,098	\$18,384	\$13,000	\$7,985	\$14,500	\$14,500	\$0
4931 - SALES OF AVIATION GAS	\$200,171	\$171,000	\$250,000	\$247,239	\$200,000	\$200,000	\$0
4932 - SALES OF JET A FUEL	\$648,184	\$570,000	\$1,367,000	\$1,279,834	\$1,200,000	\$1,200,000	\$0
4933 - SALES OF OIL	\$167	\$175	\$28	\$92	\$175	\$175	\$0
4937 - NON TAX-JET FUEL-MILITARY	\$609,772	\$776,750	\$400,238	\$392,415	\$400,000	\$400,000	\$0
CHARGES FOR CURRENT SERVICES	\$1,474,179	\$1,543,009	\$2,036,966	\$1,946,228	\$1,827,225	\$1,827,225	\$0
4998 - OPERATING TRANSFERS IN	\$250,000	\$150,000	\$450,000	\$467,387	\$52,000	\$467,000	\$0
OTHER FINANCING SOURCES	\$250,000	\$150,000	\$450,000	\$467,387	\$52,000	\$467,000	\$0
4959 - MISCELLANEOUS REVENUE	\$2,924	\$37,084	\$19,333	\$26,596	\$0	\$0	\$0
OTHER REVENUE	\$2,924	\$37,084	\$19,333	\$26,596	\$0	\$0	\$0
TOTAL REVENUES:	\$2,999,314	\$2,161,252	\$2,916,173	\$2,857,774	\$3,179,323	\$3,244,323	\$0

COUNTY OF INYO

BUD002A - BUDGET REQUESTS

RUNDATE: 06/30/2023 TODAY'S DATE: 08/31/2023

FOR FISCAL YEARS: 07/01/2021 - 06/30/24

	YTD ACTUALS 06/30/2022	BOARD APPROVED 06/30/2023	WORKING BUDGET 06/30/2023	YTD ACTUALS 06/30/2023	DEPT REQUESTED 06/30/2024	CAO RECOMM 06/30/2024	BOARD APPROVED 06/30/2024
EXPENSES:							
5001 - SALARIED EMPLOYEES	\$330,830	\$355,677	\$352,897	\$345,472	\$387,434	\$387,434	\$0
5003 - OVERTIME	\$15,218	\$18,000	\$18,000	\$12,995	\$15,000	\$13,000	\$0
5004 - STANDBY TIME	\$32,650	\$32,100	\$32,100	\$32,399	\$32,100	\$32,100	\$0
5005 - HOLIDAY OVERTIME	\$937	\$1,500	\$3,000	\$2,044	\$2,100	\$2,100	\$0
5012 - PART TIME EMPLOYEES	\$40,282	\$62,633	\$61,133	\$31,929	\$59,929	\$59,929	\$0
5021 - RETIREMENT & SOCIAL SECURITY	\$32,079	\$32,911	\$32,911	\$32,662	\$35,097	\$35,097	\$0
5022 - PERS RETIREMENT	\$102,413	\$33,721	\$33,721	\$32,532	\$38,625	\$38,625	\$0
5024 - RETIREMENT-UNFUNDED LIAB	\$32,611	\$36,781	\$36,781	\$36,781	\$38,802	\$38,802	\$0
5025 - RETIREE HEALTH BENEFITS	\$18,253	\$19,189	\$19,189	\$19,247	\$22,395	\$22,395	\$0
5031 - MEDICAL INSURANCE	\$46,082	\$60,280	\$60,280	\$44,985	\$78,964	\$78,964	\$0
5032 - DISABILITY INSURANCE	\$4,499	\$4,681	\$4,681	\$3,727	\$4,096	\$4,096	\$0
5043 - OTHER BENEFITS	\$8,914	\$7,220	\$10,000	\$9,310	\$7,240	\$7,240	\$0
5045 - COMPENSATED ABSENCE EXPENSE	\$16,964	\$0	\$0	\$0	\$0	\$0	\$0
5046 - OPEB EXPENSE	\$26,753	\$0	\$0	\$0	\$0	\$0	\$0
SALARIES & BENEFITS	\$708,492	\$664,693	\$664,693	\$604,088	\$721,782	\$719,782	\$0
5112 - PERSONAL & SAFETY EQUIPMENT	\$20,588	\$750	\$750	\$150	\$750	\$750	\$0
5122 - CELL PHONES	\$292	\$500	\$500	\$562	\$500	\$500	\$0
5171 - MAINTENANCE OF EQUIPMENT	\$5,505	\$9,000	\$9,000	\$8,003	\$6,895	\$6,895	\$0
5173 - MAINTENANCE OF EQUIPMENT-MATER	\$19,834	\$5,000	\$18,000	\$12,526	\$9,000	\$7,000	\$0
5175 - MAINTENANCE - FUEL & LUBRICANT	\$97	\$0	\$0	\$0	\$0	\$0	\$0
5199 - MAINT OF STRUCTURES-MATERIALS	\$2,282	\$5,700	\$22,000	\$7,264	\$2,000	\$2,000	\$0
5232 - OFFICE & OTHER EQUIP < \$5,000	\$3,193	\$350	\$1,500	\$17	\$2,000	\$4,000	\$0
5263 - ADVERTISING	\$120	\$466	\$466	\$0	\$350	\$350	\$0
5265 - PROFESSIONAL & SPECIAL SERVICE	\$38,536	\$81,774	\$87,774	\$68,208	\$48,282	\$113,282	\$0
5291 - OFFICE, SPACE & SITE RENTAL	\$95,557	\$99,860	\$105,091	\$105,090	\$109,860	\$109,860	\$0
5301 - SMALL TOOLS & INSTRUMENTS	\$145	\$500	\$500	\$19	\$500	\$200	\$0
5311 - GENERAL OPERATING EXPENSE	\$39,109	\$29,039	\$70,000	\$64,283	\$47,785	\$47,785	\$0
5326 - LATE FEES & FINANCE CHARGES	\$86	\$0	\$40	\$47	\$0	\$0	\$0
5331 - TRAVEL EXPENSE	\$4,052	\$4,000	\$4,000	\$1,223	\$1,250	\$1,250	\$0
5351 - UTILITIES	\$33,178	\$35,000	\$60,000	\$52,597	\$60,000	\$60,000	\$0
5361 - FUEL, OIL & WATER FOR RESALE	\$1,157,473	\$1,150,000	\$1,430,000	\$1,436,410	\$1,200,000	\$1,200,000	\$0
SERVICES & SUPPLIES	\$1,420,056	\$1,421,939	\$1,809,621	\$1,756,405	\$1,489,172	\$1,553,872	\$0
5123 - TECH REFRESH EXPENSE	\$3,016	\$3,157	\$3,157	\$3,157	\$5,648	\$5,648	\$0

COUNTY OF INYO

BUD002A - BUDGET REQUESTS

RUNDATE: 06/30/2023 TODAY'S DATE: 08/31/2023

FOR FISCAL YEARS: 07/01/2021 - 06/30/24

	YTD ACTUALS 06/30/2022	BOARD APPROVED 06/30/2023	WORKING BUDGET 06/30/2023	YTD ACTUALS 06/30/2023	DEPT REQUESTED 06/30/2024	CAO RECOMM 06/30/2024	BOARD APPROVED 06/30/2024
5124 - EXTERNAL CHARGES	\$81,981	\$38,000	\$38,000	\$27,471	\$22,750	\$22,750	\$0
5129 - INTERNAL COPY CHARGES (NON-IS)	\$865	\$1,200	\$1,200	\$523	\$1,200	\$1,200	\$0
5152 - WORKERS COMPENSATION	\$6,306	\$11,257	\$11,257	\$11,257	\$15,212	\$15,212	\$0
5155 - PUBLIC LIABILITY INSURANCE	\$5,408	\$13,053	\$13,053	\$13,053	\$21,191	\$21,191	\$0
5315 - COUNTY COST PLAN	\$71,825	\$79,750	\$79,750	\$79,750	\$189,179	\$189,179	\$0
5333 - MOTOR POOL	\$12,214	\$8,500	\$9,000	\$12,696	\$11,000	\$11,000	\$0
INTERNAL CHARGES	\$181,616	\$154,917	\$155,417	\$147,908	\$266,180	\$266,180	\$0
5543 - COMMERICAL AIR SUBSIDY	\$0	\$0	\$300,000	\$266,462	\$350,000	\$0	\$0
OTHER CHARGES	\$0	\$0	\$300,000	\$266,462	\$350,000	\$0	\$0
5650 - EQUIPMENT	\$0	\$0	\$0	\$0	\$520,000	\$520,000	\$0
5700 - CONSTRUCTION IN PROGRESS	\$0	\$0	\$0	\$0	\$60,000	\$60,000	\$0
FIXED ASSETS	(\$1,247,237)	\$0	\$0	\$0	\$580,000	\$580,000	\$0
5799 - DEPRECIATION	\$1,713,360	\$0	\$0	\$0	\$0	\$0	\$0
DEPRECIATION	\$1,713,360	\$0	\$0	\$0	\$0	\$0	\$0
5801 - OPERATING TRANSFERS OUT	\$0	\$0	\$0	\$0	\$0	\$53,001	\$0
OTHER FINANCING USES	\$0	\$0	\$0	\$0	\$0	\$53,001	\$0
5901 - CONTINGENCIES	\$0	\$0	\$0	\$0	\$0	\$350,000	\$0
RESERVES	\$0	\$0	\$0	\$0	\$0	\$350,000	\$0
TOTAL EXPENSES:	<u>\$2,776,287</u>	<u>\$2,241,549</u>	<u>\$2,929,731</u>	<u>\$2,774,864</u>	<u>\$3,407,134</u>	<u>\$3,522,835</u>	<u>\$0</u>
BUDGET UNIT: 150100 BISHOP AIRPORT	\$223,026	(\$80,297)	(\$13,558)	\$82,909	(\$227,811)	(\$278,512)	\$0

BISHOP AIRPORT - SPECIAL 150200

DEPARTMENTAL FUNCTIONS

This budget expends funds from an annual grant provided by the State Department of Transportation, Division of Aeronautics. The funding is discretionary and is intended for operations and maintenance at General Aviation Airports. Although the Bishop Airport is now a commercial service airport, the FAA designation in the National Plan of Integrated Airport Systems will not change until 2025, at which point we will no longer receive this annual grant. The Bishop Airport Special Aviation Budget augments the Bishop Airport Operating Budget by paying for such items as Fire & Casualty Insurance and maintenance to the Airport grounds.

MAJOR ACCOMPLISHMENTS IN FISCAL YEAR 2022-2023

- Provided financial relief to the Bishop Airport Operating Budget.

GOALS FOR FISCAL YEAR 2023-2024

- Continue to provide financial relief to the Bishop Airport Operating Budget.

DEPARTMENTAL BUDGET REQUEST FOR FISCAL YEAR 2023-2024

The Department's Fiscal Year 2023-2024 Requested Budget represents an overall increase of \$0 in expenditures, and an increase of \$0 in revenues, when compared to the Fiscal Year 2022-2023 Board Approved Budget. As a result, the Requested Net County Cost is increased by \$0.

Personnel Costs did not change compared to the Fiscal Year 2022-2023 Board Approved Budget.

Revenues

(There are no changes in this object category from the previous fiscal year.)

Personnel

The Department's Requested Budget represents no change in the number of fulltime equivalent (FTE) positions that are supported by this budget.

There are no FTE's budgeted

Services & Supplies

5265 (PROFESSIONAL & SPECIAL SERVICE) decreased by \$1,053: Decreased to add additional funds to 5124.

Support & Care of Persons

(There are no changes in this object category from the previous fiscal year.)

Fixed Assets

(There are no changes in this object category from the previous fiscal year.)

FISCAL YEAR 2023-2024 REDUCTION IMPACTS TO BASE BUDGET

N/A

FISCAL YEAR 2023-2024 STATE/FEDERAL FUNDING SUMMARY

State Division of Aeronautics annual grant for \$10,000. This revenue is received every year. Although the timing of the grant issuance varies each year, the funding is stable.

FISCAL YEAR 2023-2024 REGULATORY COMPLIANCE SUMMARY

N/A

MAJOR POLICY CONSIDERATIONS BEING REQUESTED

N/A

COUNTY OF INYO

BUD002A - BUDGET REQUESTS

RUNDATE: 06/30/2023 TODAY'S DATE: 08/31/2023

FOR FISCAL YEARS: 07/01/2021 - 06/30/24

	YTD ACTUALS 06/30/2022	BOARD APPROVED 06/30/2023	WORKING BUDGET 06/30/2023	YTD ACTUALS 06/30/2023	DEPT REQUESTED 06/30/2024	CAO RECOMM 06/30/2024	BOARD APPROVED 06/30/2024
BUDGET UNIT: 150200 BISHOP AIRPORT - SPECIAL							
FUND: 1502 BISH AIRPORT SPECIAL AVIATION							
REVENUES:							
4301 - INTEREST FROM TREASURY	\$42	\$0	\$0	\$182	\$0	\$0	\$0
REV USE OF MONEY & PROPERTY	\$42	\$0	\$0	\$182	\$0	\$0	\$0
4401 - STATE AID FOR AVIATION	\$10,000	\$10,000	\$10,000	\$10,000	\$10,000	\$10,000	\$0
AID FROM OTHER GOVT AGENCIES	\$10,000	\$10,000	\$10,000	\$10,000	\$10,000	\$10,000	\$0
TOTAL REVENUES:	<u>\$10,042</u>	<u>\$10,000</u>	<u>\$10,000</u>	<u>\$10,182</u>	<u>\$10,000</u>	<u>\$10,000</u>	<u>\$0</u>
EXPENSES:							
5153 - FIRE & CASUALTY INSURANCE	\$3,918	\$4,000	\$4,311	\$4,310	\$4,000	\$4,000	\$0
5265 - PROFESSIONAL & SPECIAL SERVICE	\$200	\$4,053	\$3,742	\$0	\$3,000	\$3,000	\$0
SERVICES & SUPPLIES	\$4,118	\$8,053	\$8,053	\$4,310	\$7,000	\$7,000	\$0
5124 - EXTERNAL CHARGES	\$1,743	\$1,947	\$1,947	\$241	\$3,000	\$3,000	\$0
INTERNAL CHARGES	\$1,743	\$1,947	\$1,947	\$241	\$3,000	\$3,000	\$0
TOTAL EXPENSES:	<u>\$5,862</u>	<u>\$10,000</u>	<u>\$10,000</u>	<u>\$4,551</u>	<u>\$10,000</u>	<u>\$10,000</u>	<u>\$0</u>
BUDGET UNIT: 150200 BISHOP AIRPORT - SPECIAL	\$4,180	\$0	\$0	\$5,631	\$0	\$0	\$0

BISHOP AIR ENVIR ASSESSMENT 630306

DEPARTMENTAL FUNCTIONS

Under this budget, Environmental Science Associates (ESA) will complete the Environmental Assessment (NEPA) and Initial Study (CEQA) documents for the Runway 12-30 Safety Area Project. The costs associated with the NEPA documents are reimbursable by an active FAA grant, the CEQA costs will be reimbursable in a subsequent fiscal year when a construction grant is issued for the project.

MAJOR ACCOMPLISHMENTS IN FISCAL YEAR 2022-2023

- Prepared the draft NEPA and CEQA documents.

GOALS FOR FISCAL YEAR 2023-2024

- Circulate the drafts for public comment.
- Finalize both documents.

DEPARTMENTAL BUDGET REQUEST FOR FISCAL YEAR 2023-2024

The Department's Fiscal Year 2023-2024 Requested Budget represents an overall increase of \$28,569 in expenditures, and a decrease of \$174,838 in revenues, when compared to the Fiscal Year 2022-2023 Board Approved Budget. As a result, the Requested Net County Cost is increased by \$203,407.

The majority of the costs associated with this budget come from an encumbered professional service contract, which rolls over with the budget adoption. Actual requested County Costs decreased by \$13,552 from last fiscal year.

Personnel Costs did not change compared to the Fiscal Year 2022-2023 Board Approved Budget.

Revenues

4555 (FEDERAL GRANTS) decreased by \$161,286: Based on remaining grant amount; **4998** (OPERATING TRANSFERS IN) decreased by \$13,552: Based on remaining ACO contribution.

Personnel

The Department's Requested Budget represents no change in the number of fulltime equivalent (FTE) positions that are supported by this budget.

There are no FTE's budgeted.

Services & Supplies

5265 (PROFESSIONAL & SPECIAL SERVICE) increased by \$33,953: Additional funds are needed to complete the two documents, the previous environmental documents funded under this budget and grant had cost savings of approximately \$70,000.

Support & Care of Persons

(There are no changes in this object category from the previous fiscal year.)

Fixed Assets

(There are no changes in this object category from the previous fiscal year.)

FISCAL YEAR 2023-2024 REDUCTION IMPACTS TO BASE BUDGET

N/A

FISCAL YEAR 2023-2024 STATE/FEDERAL FUNDING SUMMARY

The work done under this budget is partially funded by an FAA grant received in 2020. The environmental assessment will be completed, and the grant will be closed out this fiscal year. The costs associated with the CEQA document are eligible for reimbursement under the future construction grant for the Runway 12-30 Safety Area Improvement project, which is anticipated in the fall of 2024.

FISCAL YEAR 2023-2024 REGULATORY COMPLIANCE SUMMARY

N/A

MAJOR POLICY CONSIDERATIONS BEING REQUESTED

N/A

COUNTY OF INYO

BUD002A - BUDGET REQUESTS

RUNDATE: 06/30/2023 TODAY'S DATE: 08/31/2023

FOR FISCAL YEARS: 07/01/2021 - 06/30/24

	YTD ACTUALS 06/30/2022	BOARD APPROVED 06/30/2023	WORKING BUDGET 06/30/2023	YTD ACTUALS 06/30/2023	DEPT REQUESTED 06/30/2024	CAO RECOMM 06/30/2024	BOARD APPROVED 06/30/2024
BUDGET UNIT: 630306 BISHOP AIR ENVIR ASSESSMENT							
FUND: 6320 BISH AIR ENV ASSESSEMENT							
REVENUES:							
4555 - FEDERAL GRANTS	(\$18,454)	\$195,795	\$195,795	\$156,485	\$34,509	\$34,509	\$0
AID FROM OTHER GOVT AGENCIES	(\$18,454)	\$195,795	\$195,795	\$156,485	\$34,509	\$34,509	\$0
4998 - OPERATING TRANSFERS IN	\$6,448	\$41,552	\$41,552	\$0	\$28,000	\$28,000	\$0
OTHER FINANCING SOURCES	\$6,448	\$41,552	\$41,552	\$0	\$28,000	\$28,000	\$0
TOTAL REVENUES:	<u>(\$12,006)</u>	<u>\$237,347</u>	<u>\$237,347</u>	<u>\$156,485</u>	<u>\$62,509</u>	<u>\$62,509</u>	<u>\$0</u>
EXPENSES:							
5265 - PROFESSIONAL & SPECIAL SERVICE	\$13,293	\$0	\$228,131	\$202,575	\$33,953	\$33,953	\$0
SERVICES & SUPPLIES	\$13,293	\$0	\$228,131	\$202,575	\$33,953	\$33,953	\$0
5124 - EXTERNAL CHARGES	\$1,275	\$8,384	\$8,384	\$1,788	\$3,000	\$3,000	\$0
INTERNAL CHARGES	\$1,275	\$8,384	\$8,384	\$1,788	\$3,000	\$3,000	\$0
TOTAL EXPENSES:	<u>\$14,569</u>	<u>\$8,384</u>	<u>\$236,515</u>	<u>\$204,364</u>	<u>\$36,953</u>	<u>\$36,953</u>	<u>\$0</u>
BUDGET UNIT: 630306 BISHOP AIR ENVIR ASSESSMENT	(\$26,575)	\$228,963	\$832	(\$47,879)	\$25,556	\$25,556	\$0

BUILDING & SAFETY

023200

DEPARTMENTAL FUNCTIONS

Under the purview of the Public Works Department, the Building and Safety Division provides the following functions:

- o Plan checking, inspections services and permitting for building construction in the unincorporated areas of the County and for the City of Bishop
- o Performs safety inspections of existing buildings
- o Provides code and permit related answers to questions in person, by telephone, or email
- o Issues permits, some over the counter, by mail, or email from City Hall, a combined jurisdiction office
- o Interacts with other agencies, County, State, City of Bishop, LADWP, and SCE as needed during the permit process
- o Interacts with disaster agencies as needed
- o Keeps accurate records of inspections, permits, and interactions with the public

MAJOR ACCOMPLISHMENTS IN FISCAL YEAR 2022-2023

- Provided plan check, inspection services, Public Works/Building Dept. coverage for Inyo County and the City of Bishop
- Provided the completion of the 9 Modular Employee Housing Buildings at the Oasis of Death Valley
- Provided the completion of the Southern California Edison (SCE) phase one and two improvements projects
- Provided the completion of the Deep Springs College project
- Provided critical hands-on avalanche inspections during the crisis in Aspendell

GOALS FOR FISCAL YEAR 2023-2024

- Provide plan check, inspection services, Public Works/Building Dept. coverage for Inyo County and the City of Bishop
- To continue to research and select a permitting software to be used by Inyo County and the City of Bishop
- Building Inspector to obtain International Code Council (ICC) B1 Residential Building Inspector Cert/Building Technical Official to attend California Building Official (CALBO) training
- Provide continuous inspection services for cannabis farms in South County areas; Sandy Valley, Stewart Valley
- Large Scale Solar projects in Trona are in the works; First phase completed

DEPARTMENTAL BUDGET REQUEST FOR FISCAL YEAR 2023-2024

The Department's Fiscal Year 2023-2024 Requested Budget represents an overall increase of \$41,110 in expenditures, and an increase of \$15,000 in revenues, when compared to the Fiscal Year 2022-2023 Board Approved Budget. As a result, the Requested Net County Cost is increased by \$26,110.

Personnel Costs increased by \$40,640 compared to the Fiscal Year 2022-2023 Board Approved Budget, due to 4% COLA increase with the negotiated and approved MOU as well as a 19% insurance increase. Public Works is also requesting a reclassification of the current Building Technical Office to Building Official.

Revenues

4819 (SERVICES & FEES) increased by \$15,000: Contract between Inyo Co and the City of Bishop has increased by \$15,000 bringing the yearly amount to \$75,000.

Personnel

The Department's Requested Budget represents an increase in the number of fulltime equivalent (FTE) positions that are supported by this budget.

There is an increase of .08 FTE from FY 22/23 due to standard shifting of personnel based on actual duties. Public Works is requesting a reclassification of the current Technical Building Official to a Building Official.

Services & Supplies

5175 (MAINTENANCE - FUEL & LUBRICANT) increased by \$3,500: this fuel is for a road vehicle that Building & Safety may need in 23/24. Truck for the Building Official is on its last leg; **5232** (OFFICE & OTHER EQUIP < \$5,000) increased by \$2,700: based on operational needs; **5265** (PROFESSIONAL & SPECIAL SERVICE) decreased by \$10,500: Removed avalanche zone plan check and other plan checking services. Inhouse plan check is available and we have the capability of doing these checks; **5311** (GENERAL OPERATING EXPENSE) increased by \$1,646: based on actual need; **5351** (UTILITIES) decreased by \$1,300: based on actuals.

Support & Care of Persons

(There are no changes in this object category from the previous fiscal year.)

Fixed Assets

(There are no changes in this object category from the previous fiscal year.)

FISCAL YEAR 2023-2024 REDUCTION IMPACTS TO BASE BUDGET

N/A

FISCAL YEAR 2023-2024 STATE/FEDERAL FUNDING SUMMARY

N/A

FISCAL YEAR 2023-2024 REGULATORY COMPLIANCE SUMMARY

N/A

MAJOR POLICY CONSIDERATIONS BEING REQUESTED

N/A

COUNTY OF INYO

BUD002A - BUDGET REQUESTS

RUNDATE: 06/30/2023 TODAY'S DATE: 08/31/2023

FOR FISCAL YEARS: 07/01/2021 - 06/30/24

	YTD ACTUALS 06/30/2022	BOARD APPROVED 06/30/2023	WORKING BUDGET 06/30/2023	YTD ACTUALS 06/30/2023	DEPT REQUESTED 06/30/2024	CAO RECOMM 06/30/2024	BOARD APPROVED 06/30/2024
BUDGET UNIT: 023200 BUILDING & SAFETY							
FUND: 0001 GENERAL FUND							
REVENUES:							
4131 - CONSTRUCTION PERMITS	\$354,574	\$340,000	\$340,000	\$396,630	\$340,000	\$340,000	\$0
4135 - FEES FOR CONTINUING EDUCATION LICENSES & PERMITS	\$1,876 \$356,450	\$3,500 \$343,500	\$3,500 \$343,500	\$983 \$397,613	\$3,500 \$343,500	\$3,500 \$343,500	\$0 \$0
4819 - SERVICES & FEES CHARGES FOR CURRENT SERVICES	\$60,000 \$60,000	\$60,000 \$60,000	\$60,000 \$60,000	\$60,000 \$60,000	\$75,000 \$75,000	\$75,000 \$75,000	\$0 \$0
4922 - SALES OF COPIES	\$50	\$50	\$50	\$50	\$50	\$50	\$0
4959 - MISCELLANEOUS REVENUE OTHER REVENUE	\$98 \$148	\$100 \$150	\$100 \$150	\$338 \$388	\$100 \$150	\$100 \$150	\$0 \$0
TOTAL REVENUES:	\$416,598	\$403,650	\$403,650	\$458,002	\$418,650	\$418,650	\$0
EXPENSES:							
5001 - SALARIED EMPLOYEES	\$218,532	\$235,050	\$235,050	\$229,113	\$262,125	\$262,125	\$0
5003 - OVERTIME	\$3,738	\$5,000	\$5,000	\$1,282	\$2,000	\$1,500	\$0
5005 - HOLIDAY OVERTIME	\$418	\$2,500	\$2,500	\$1,801	\$2,500	\$2,000	\$0
5021 - RETIREMENT & SOCIAL SECURITY	\$17,436	\$19,264	\$19,264	\$18,173	\$21,280	\$21,280	\$0
5022 - PERS RETIREMENT	\$23,477	\$26,418	\$26,418	\$25,395	\$31,588	\$31,588	\$0
5024 - RETIREMENT-UNFUNDED LIAB	\$28,698	\$32,368	\$32,368	\$32,368	\$34,147	\$34,147	\$0
5031 - MEDICAL INSURANCE	\$28,067	\$29,170	\$29,170	\$29,951	\$36,997	\$36,997	\$0
5032 - DISABILITY INSURANCE	\$2,449	\$2,742	\$2,742	\$2,241	\$2,476	\$2,476	\$0
5043 - OTHER BENEFITS SALARIES & BENEFITS	\$13,418 \$336,236	\$14,224 \$366,736	\$14,224 \$366,736	\$14,224 \$354,552	\$14,263 \$407,376	\$14,263 \$406,376	\$0 \$0
5112 - PERSONAL & SAFETY EQUIPMENT	\$150	\$450	\$450	\$300	\$450	\$300	\$0
5122 - CELL PHONES	\$980	\$1,320	\$1,320	\$1,106	\$1,320	\$1,100	\$0
5175 - MAINTENANCE - FUEL & LUBRICANT	\$158	\$0	\$836	\$835	\$3,500	\$1,000	\$0
5232 - OFFICE & OTHER EQUIP < \$5,000	\$0	\$2,600	\$2,600	\$2,482	\$5,300	\$2,600	\$0
5265 - PROFESSIONAL & SPECIAL SERVICE	\$0	\$10,500	\$9,664	\$1,235	\$0	\$0	\$0
5301 - SMALL TOOLS & INSTRUMENTS	\$0	\$200	\$200	\$14	\$200	\$200	\$0
5311 - GENERAL OPERATING EXPENSE	\$2,917	\$5,000	\$5,566	\$3,981	\$6,646	\$4,000	\$0
5326 - LATE FEES & FINANCE CHARGES	\$0	\$0	\$0	\$14	\$0	\$0	\$0

COUNTY OF INYO

BUD002A - BUDGET REQUESTS

RUNDATE: 06/30/2023 TODAY'S DATE: 08/31/2023

FOR FISCAL YEARS: 07/01/2021 - 06/30/24

	YTD ACTUALS 06/30/2022	BOARD APPROVED 06/30/2023	WORKING BUDGET 06/30/2023	YTD ACTUALS 06/30/2023	DEPT REQUESTED 06/30/2024	CAO RECOMM 06/30/2024	BOARD APPROVED 06/30/2024
5331 - TRAVEL EXPENSE	\$1,985	\$5,500	\$5,500	\$983	\$5,500	\$5,500	\$0
5351 - UTILITIES	\$2,151	\$2,500	\$2,500	\$953	\$1,200	\$1,200	\$0
SERVICES & SUPPLIES	\$8,342	\$28,070	\$28,636	\$11,905	\$24,116	\$15,900	\$0
5123 - TECH REFRESH EXPENSE	\$3,229	\$3,263	\$3,263	\$3,263	\$3,359	\$3,359	\$0
5124 - EXTERNAL CHARGES	\$0	\$4,000	\$3,973	\$0	\$0	\$0	\$0
5127 - MOBILE DEVICE MANAGEMENT-INTER	\$30	\$14	\$14	\$7	\$0	\$0	\$0
5128 - INTERNAL SHREDDING CHARGES	\$67	\$346	\$373	\$373	\$346	\$346	\$0
5129 - INTERNAL COPY CHARGES (NON-IS)	\$1	\$100	\$100	\$4	\$50	\$50	\$0
5152 - WORKERS COMPENSATION	\$3,483	\$4,292	\$4,292	\$4,292	\$5,847	\$5,847	\$0
5155 - PUBLIC LIABILITY INSURANCE	\$5,420	\$6,861	\$6,861	\$6,861	\$11,287	\$11,287	\$0
5333 - MOTOR POOL	\$32,683	\$31,589	\$31,589	\$28,426	\$34,000	\$34,000	\$0
INTERNAL CHARGES	\$44,913	\$50,465	\$50,465	\$43,227	\$54,889	\$54,889	\$0
TOTAL EXPENSES:	\$389,493	\$445,271	\$445,837	\$409,685	\$486,381	\$477,165	\$0
BUDGET UNIT: 023200 BUILDING & SAFETY	\$27,105	(\$41,621)	(\$42,187)	\$48,316	(\$67,731)	(\$58,515)	\$0

COUNTY SERVICE AREA #2

810001

DEPARTMENTAL FUNCTIONS

The Public Works Department administers County Service Area #2 (CSA), which includes the maintenance of the sewer mains in the Aspendell area and associated utility costs. CSA #2 also pays for a percentage of the maintenance costs and capital improvement costs for the sewer plant operated by the U.S. Forest Service. The funding sources for CSA #2 are annual sewer service and lateral connection fees.

MAJOR ACCOMPLISHMENTS IN FISCAL YEAR 2022-2023

- Operated and maintained collection system.
- Maintained CSA2 website.
- Designed repair to sag in sewer line in easement on property of 151 Sumac Rd.
- Coordinated with Advisory Committee for consolidation of system information.
- Coordinated with homeowner to obtain easement for proposed sewer line.

GOALS FOR FISCAL YEAR 2023-2024

- Obtain Utility Easement from homeowner at 151 Sumac Rd.
- Bid and contract the repair to the sag in sewer line within the easement located at 151 Sumac Rd.
- Consider increase in sewer rates to fund future capital improvement to system.
- Develop Construction Improvement Plan for the sewer system.
- Consolidate and digitize sewer system infrastructure information.

DEPARTMENTAL BUDGET REQUEST FOR FISCAL YEAR 2023-2024

The Department's Fiscal Year 2023-2024 Requested Budget represents an overall increase of \$9,612 in expenditures, and an increase of \$3,631 in revenues, when compared to the Fiscal Year 2022-2023 Board Approved Budget. As a result, the Requested Net County Cost is increased by \$5,981.

Personnel Costs decreased by \$2,276 compared to the Fiscal Year 2022-2023 Board Approved Budget, due to decreasing personnel FTE splits for standard shifts in personnel.

Revenues

4301 (INTEREST FROM TREASURY) increased by \$600: based on actuals; **4753** (SEWER SERVICE/CONNECTION FEES) increased by \$3,031: based on 22/23 rate structure.

Personnel

The Department's Requested Budget represents a decrease in the number of fulltime equivalent (FTE) positions that are supported by this budget.

There is a decrease of .03 FTE from 22/23 budget

Services & Supplies

(There are no changes in this object category from the previous fiscal year.)

Support & Care of Persons

(There are no changes in this object category from the previous fiscal year.)

Fixed Assets

5700 (CONSTRUCTION IN PROGRESS) increased by \$10,000: due to inflation of costs and project estimate.

FISCAL YEAR 2023-2024 REDUCTION IMPACTS TO BASE BUDGET

N/A

FISCAL YEAR 2023-2024 STATE/FEDERAL FUNDING SUMMARY

N/A

FISCAL YEAR 2023-2024 REGULATORY COMPLIANCE SUMMARY

N/A

MAJOR POLICY CONSIDERATIONS BEING REQUESTED

N/A

COUNTY OF INYO

BUD002A - BUDGET REQUESTS

RUNDATE: 06/30/2023 TODAY'S DATE: 08/31/2023

FOR FISCAL YEARS: 07/01/2021 - 06/30/24

	YTD ACTUALS 06/30/2022	BOARD APPROVED 06/30/2023	WORKING BUDGET 06/30/2023	YTD ACTUALS 06/30/2023	DEPT REQUESTED 06/30/2024	CAO RECOMM 06/30/2024	BOARD APPROVED 06/30/2024
DEPRECIATION	\$13,285	\$0	\$0	\$0	\$0	\$0	\$0
TOTAL EXPENSES:	\$50,163	\$129,471	\$129,471	\$13,485	\$139,083	\$139,083	\$0
BUDGET UNIT: 810001 COUNTY SERVICE AREA #2	\$5,894	(\$75,971)	(\$75,971)	\$44,535	(\$81,952)	(\$81,952)	\$0

PUBLIC WORKS - DEFERRED MAINT 011501

DEPARTMENTAL FUNCTIONS

The Public Works - Deferred Maintenance Budget is used to construct deferred maintenance projects for various County facilities.

MAJOR ACCOMPLISHMENTS IN FISCAL YEAR 2022-2023

- Design/Bid Animal Shelter Building.
- Design/Bid Court House HVAC.
- Complete Treasurer/Election Flooring/Paint contracts.
- Complete Bishop Senior and Statham Hall Kitchen Flooring/Paint contracts.
- Complete Bishop Progress House Heating contract.

GOALS FOR FISCAL YEAR 2023-2024

- Initiate/Complete projects identified and approved under this budget unit.
- Complete Court House HVAC project and construct Animal Shelter.
- Train new staff to deliver approved projects under this budget unit.
- Complete Bishop Progress House Kitchen remodel and misc. improvements.
- Start addressing projects identified in the Jail Capital Improvement Plan.

DEPARTMENTAL BUDGET REQUEST FOR FISCAL YEAR 2023-2024

The Department's Fiscal Year 2023-2024 Requested Budget represents an overall increase of \$997,939 in expenditures, and a decrease of \$1,675,030 in revenues, when compared to the Fiscal Year 2022-2023 Board Approved Budget. As a result, the Requested Net County Cost is increased by \$2,672,969.

Personnel Costs did not change compared to the Fiscal Year 2022-2023 Board Approved Budget.

Revenues

4747 (INSURANCE PAYMENTS) decreased by \$150,000: funding should be deposited into 22/23 as that is when the project was completed; **4998** (OPERATING TRANSFERS IN) decreased by \$1,525,030: the Budget Team determines all operating transfers.

Personnel

The Department's Requested Budget represents no change in the number of fulltime equivalent (FTE) positions that are supported by this budget.

Administration of this budget is provided by staff in the Public Works Department.

Services & Supplies

5191 (MAINTENANCE OF STRUCTURES) increased by \$858,742: based on project cost estimates; **5263** (ADVERTISING) decreased by \$2,800: based on need; **5265** (PROFESSIONAL & SPECIAL SERVICE) decreased by \$100,000: based on project cost estimates.

Support & Care of Persons

(There are no changes in this object category from the previous fiscal year.)

Fixed Assets

5640 (STRUCTURES & IMPROVEMENTS) decreased by \$31,004: based on project cost estimates; **5650** (EQUIPMENT) increased by \$273,001: based on project cost estimates.

FISCAL YEAR 2023-2024 REDUCTION IMPACTS TO BASE BUDGET

N/A

FISCAL YEAR 2023-2024 STATE/FEDERAL FUNDING SUMMARY

N/A

FISCAL YEAR 2023-2024 REGULATORY COMPLIANCE SUMMARY

N/A

MAJOR POLICY CONSIDERATIONS BEING REQUESTED

N/A

COUNTY OF INYO

BUD002A - BUDGET REQUESTS

RUNDATE: 06/30/2023 TODAY'S DATE: 08/31/2023

FOR FISCAL YEARS: 07/01/2021 - 06/30/24

	YTD ACTUALS 06/30/2022	BOARD APPROVED 06/30/2023	WORKING BUDGET 06/30/2023	YTD ACTUALS 06/30/2023	DEPT REQUESTED 06/30/2024	CAO RECOMM 06/30/2024	BOARD APPROVED 06/30/2024
BUDGET UNIT: 011501 PUBLIC WORKS - DEFERRED MAINT							
FUND: 0026 DEFERRED MAINTENANCE FUND							
REVENUES:							
4747 - INSURANCE PAYMENTS	\$0	\$150,000	\$150,000	\$78,500	\$0	\$0	\$0
CHARGES FOR CURRENT SERVICES	\$0	\$150,000	\$150,000	\$78,500	\$0	\$0	\$0
4998 - OPERATING TRANSFERS IN	\$241,500	\$1,525,030	\$1,560,030	\$319,175	\$0	\$2,684,152	\$0
OTHER FINANCING SOURCES	\$241,500	\$1,525,030	\$1,560,030	\$319,175	\$0	\$2,684,152	\$0
TOTAL REVENUES:	<u>\$241,500</u>	<u>\$1,675,030</u>	<u>\$1,710,030</u>	<u>\$397,675</u>	<u>\$0</u>	<u>\$2,684,152</u>	<u>\$0</u>
EXPENSES:							
5191 - MAINTENANCE OF STRUCTURES	\$22,612	\$429,000	\$729,446	\$185,441	\$1,287,742	\$693,192	\$0
5263 - ADVERTISING	\$69	\$6,300	\$6,300	\$604	\$3,500	\$3,500	\$0
5265 - PROFESSIONAL & SPECIAL SERVICE	\$0	\$100,000	\$0	\$0	\$0	\$67,629	\$0
SERVICES & SUPPLIES	\$22,681	\$535,300	\$735,746	\$186,046	\$1,291,242	\$764,321	\$0
5640 - STRUCTURES & IMPROVEMENTS	\$0	\$1,153,030	\$1,318,030	\$281,493	\$1,122,026	\$1,684,830	\$0
5650 - EQUIPMENT	\$23,633	\$28,000	\$28,000	\$36,523	\$301,001	\$268,001	\$0
FIXED ASSETS	\$23,633	\$1,181,030	\$1,346,030	\$318,016	\$1,423,027	\$1,952,831	\$0
TOTAL EXPENSES:	<u>\$46,315</u>	<u>\$1,716,330</u>	<u>\$2,081,776</u>	<u>\$504,063</u>	<u>\$2,714,269</u>	<u>\$2,717,152</u>	<u>\$0</u>
BUDGET UNIT: 011501 PUBLIC WORKS - DEFERRED MAINT	\$195,184	(\$41,300)	(\$371,746)	(\$106,388)	(\$2,714,269)	(\$33,000)	\$0

INDEPENDENCE AIRPORT

150300

DEPARTMENTAL FUNCTIONS

Operate and maintain the Independence Airport at an acceptable standard as defined by the Federal Aviation Administration and the State Division of Aeronautics.

MAJOR ACCOMPLISHMENTS IN FISCAL YEAR 2022-2023

- Maintained and operated airport.

GOALS FOR FISCAL YEAR 2023-2024

- Maintain and operate airport.
- Demolish and reconstruct the hangar damaged in the April 2022 wind storm.

DEPARTMENTAL BUDGET REQUEST FOR FISCAL YEAR 2023-2024

The Department's Fiscal Year 2023-2024 Requested Budget represents an overall decrease of \$29,555 in expenditures, and a decrease of \$29,555 in revenues, when compared to the Fiscal Year 2022-2023 Board Approved Budget. As a result, the Requested Net County Cost is increased by \$0.

Personnel Costs increased by \$213 compared to the Fiscal Year 2022-2023 Board Approved Budget, due to unfunded liability charges.

Revenues

4333 (HANGER RENT) increased by \$60: rates increase by 3% each calendar year; **4334** (TIE DOWN FEES) decreased by \$150: tie down fees are variable, and are not a large source of revenue, therefore it is not being included as a planned source of revenue; **4311** (RENTS) increased by \$535: planned increase in the lease rate for the USFS/BLM tanker base; **4747** (INSURANCE PAYMENTS) decreased by \$30,000: based on the estimated insurance payout for the building.

Personnel

The Department's Requested Budget represents no change in the number of fulltime equivalent (FTE) positions that are supported by this budget.

There are no FTE's budgeted in this budget.

Services & Supplies

5199 (MAINT OF STRUCTURES-MATERIALS) increased by \$1,000: for the purchase of lighting system components; **5265** (PROFESSIONAL & SPECIAL SERVICE) decreased by \$2,647: to balance increase in 5124 for Road Department to perform runway maintenance.

Support & Care of Persons

(There are no changes in this object category from the previous fiscal year.)

Fixed Assets

5700 (CONSTRUCTION IN PROGRESS) decreased by \$30,000: based on the estimated insurance payout for the building.

FISCAL YEAR 2023-2024 REDUCTION IMPACTS TO BASE BUDGET

N/A

FISCAL YEAR 2023-2024 STATE/FEDERAL FUNDING SUMMARY

N/A

FISCAL YEAR 2023-2024 REGULATORY COMPLIANCE SUMMARY

N/A

MAJOR POLICY CONSIDERATIONS BEING REQUESTED

N/A

COUNTY OF INYO

BUD002A - BUDGET REQUESTS

RUNDATE: 06/30/2023 TODAY'S DATE: 08/31/2023

FOR FISCAL YEARS: 07/01/2021 - 06/30/24

	YTD ACTUALS 06/30/2022	BOARD APPROVED 06/30/2023	WORKING BUDGET 06/30/2023	YTD ACTUALS 06/30/2023	DEPT REQUESTED 06/30/2024	CAO RECOMM 06/30/2024	BOARD APPROVED 06/30/2024
BUDGET UNIT: 150300 INDEPENDENCE AIRPORT							
FUND: 1503 INDY AIRPORT OPERATING							
REVENUES:							
4333 - HANGER RENT	\$1,800	\$2,100	\$0	\$0	\$2,160	\$2,160	\$0
4334 - TIE DOWN FEES	\$164	\$150	\$50	\$103	\$0	\$0	\$0
RENTS & LEASES	\$1,964	\$2,250	\$50	\$103	\$2,160	\$2,160	\$0
4301 - INTEREST FROM TREASURY	\$34	\$350	\$200	\$740	\$350	\$350	\$0
4311 - RENTS	\$14,400	\$14,400	\$14,850	\$14,850	\$14,935	\$14,935	\$0
REV USE OF MONEY & PROPERTY	\$14,434	\$14,750	\$15,050	\$15,590	\$15,285	\$15,285	\$0
4747 - INSURANCE PAYMENTS	\$0	\$150,000	\$150,000	\$21,500	\$120,000	\$120,000	\$0
CHARGES FOR CURRENT SERVICES	\$0	\$150,000	\$150,000	\$21,500	\$120,000	\$120,000	\$0
TOTAL REVENUES:	\$16,398	\$167,000	\$165,100	\$37,193	\$137,445	\$137,445	\$0
EXPENSES:							
5024 - RETIREMENT-UNFUNDED LIAB	\$3,439	\$3,879	\$3,879	\$3,879	\$4,092	\$4,092	\$0
SALARIES & BENEFITS	\$3,439	\$3,879	\$3,879	\$3,879	\$4,092	\$4,092	\$0
5199 - MAINT OF STRUCTURES-MATERIALS	\$0	\$0	\$4,536	\$4,535	\$1,000	\$1,000	\$0
5265 - PROFESSIONAL & SPECIAL SERVICE	\$1,322	\$5,485	\$3,585	\$1,681	\$2,838	\$2,838	\$0
SERVICES & SUPPLIES	\$1,322	\$5,485	\$8,121	\$6,217	\$3,838	\$3,838	\$0
5124 - EXTERNAL CHARGES	\$274	\$7,636	\$3,100	\$1,974	\$9,515	\$9,515	\$0
5129 - INTERNAL COPY CHARGES (NON-IS)	\$0	\$0	\$0	\$0	\$0	\$0	\$0
5315 - COUNTY COST PLAN	\$9,722	\$0	\$0	\$0	\$0	\$0	\$0
INTERNAL CHARGES	\$9,996	\$7,636	\$3,100	\$1,975	\$9,515	\$9,515	\$0
5700 - CONSTRUCTION IN PROGRESS	\$0	\$150,000	\$150,000	\$21,500	\$120,000	\$120,000	\$0
FIXED ASSETS	\$0	\$150,000	\$150,000	\$21,500	\$120,000	\$120,000	\$0
5799 - DEPRECIATION	\$48,122	\$0	\$0	\$0	\$0	\$0	\$0
DEPRECIATION	\$48,122	\$0	\$0	\$0	\$0	\$0	\$0
TOTAL EXPENSES:	\$62,880	\$167,000	\$165,100	\$33,571	\$137,445	\$137,445	\$0
BUDGET UNIT: 150300 INDEPENDENCE AIRPORT	(\$46,481)	\$0	\$0	\$3,622	\$0	\$0	\$0

INDEPENDENCE AIRPORT - SPECIAL 150400

DEPARTMENTAL FUNCTIONS

This budget expends funds from an annual grant provided by the State Department of Transportation Division of Aeronautics. The funding is discretionary and is intended for operations and maintenance at General Aviation Airports. The Independence Airport Special Aviation Budget augments the Independence Airport Operating Budget by paying for such items as Fire & Casualty Insurance, office and space rent.

MAJOR ACCOMPLISHMENTS IN FISCAL YEAR 2022-2023

- Provided financial relief to the Independence Operating Budget.

GOALS FOR FISCAL YEAR 2023-2024

- Provide financial relief to the Independence Operating Budget.

DEPARTMENTAL BUDGET REQUEST FOR FISCAL YEAR 2023-2024

The Department's Fiscal Year 2023-2024 Requested Budget represents an overall decrease of \$150 in expenditures, and an increase of \$0 in revenues, when compared to the Fiscal Year 2022-2023 Board Approved Budget. As a result, the Requested Net County Cost is decreased by \$150.

Personnel Costs did not change compared to the Fiscal Year 2022-2023 Board Approved Budget.

Revenues

(There are no changes in this object category from the previous fiscal year.)

Personnel

The Department's Requested Budget represents no change in the number of fulltime equivalent (FTE) positions that are supported by this budget.

There are no FTE's budgeted.

Services & Supplies

5153 (FIRE & CASUALTY INSURANCE) increased by \$100: Increased due to estimated insurance premium increases; **5311** (GENERAL OPERATING EXPENSE) decreased by \$150: based on actual need.

Support & Care of Persons

(There are no changes in this object category from the previous fiscal year.)

Fixed Assets

(There are no changes in this object category from the previous fiscal year.)

FISCAL YEAR 2023-2024 REDUCTION IMPACTS TO BASE BUDGET

N/A

FISCAL YEAR 2023-2024 STATE/FEDERAL FUNDING SUMMARY

State Division of Aeronautics annual grant for \$10,000. This revenue is received every year. Although the timing of the grant issuance varies each year, the funding is stable.

FISCAL YEAR 2023-2024 REGULATORY COMPLIANCE SUMMARY

N/A

MAJOR POLICY CONSIDERATIONS BEING REQUESTED

N/A

COUNTY OF INYO

BUD002A - BUDGET REQUESTS

RUNDATE: 06/30/2023 TODAY'S DATE: 08/31/2023

FOR FISCAL YEARS: 07/01/2021 - 06/30/24

	YTD ACTUALS 06/30/2022	BOARD APPROVED 06/30/2023	WORKING BUDGET 06/30/2023	YTD ACTUALS 06/30/2023	DEPT REQUESTED 06/30/2024	CAO RECOMM 06/30/2024	BOARD APPROVED 06/30/2024
BUDGET UNIT: 150400 INDEPENDENCE AIRPORT - SPECIAL							
FUND: 1504 INDY AIRPORT SPECIAL AVIATION							
REVENUES:							
4301 - INTEREST FROM TREASURY	\$87	\$100	\$100	\$320	\$100	\$100	\$0
REV USE OF MONEY & PROPERTY	\$87	\$100	\$100	\$320	\$100	\$100	\$0
4401 - STATE AID FOR AVIATION	\$10,000	\$10,000	\$10,000	\$10,000	\$10,000	\$10,000	\$0
AID FROM OTHER GOVT AGENCIES	\$10,000	\$10,000	\$10,000	\$10,000	\$10,000	\$10,000	\$0
TOTAL REVENUES:	\$10,087	\$10,100	\$10,100	\$10,320	\$10,100	\$10,100	\$0
EXPENSES:							
5153 - FIRE & CASUALTY INSURANCE	\$1,068	\$1,100	\$1,176	\$1,175	\$1,200	\$1,200	\$0
5173 - MAINTENANCE OF EQUIPMENT-MATER	\$0	\$386	\$386	\$0	\$386	\$386	\$0
5199 - MAINT OF STRUCTURES-MATERIALS	\$0	\$500	\$500	\$0	\$500	\$500	\$0
5291 - OFFICE, SPACE & SITE RENTAL	\$4,482	\$5,000	\$5,000	\$4,749	\$5,000	\$5,000	\$0
5311 - GENERAL OPERATING EXPENSE	\$0	\$400	\$400	\$0	\$250	\$250	\$0
5351 - UTILITIES	\$1,220	\$1,500	\$1,424	\$981	\$1,500	\$1,500	\$0
SERVICES & SUPPLIES	\$6,772	\$8,886	\$8,886	\$6,906	\$8,836	\$8,836	\$0
5124 - EXTERNAL CHARGES	\$0	\$1,364	\$1,364	\$0	\$1,264	\$1,264	\$0
INTERNAL CHARGES	\$0	\$1,364	\$1,364	\$0	\$1,264	\$1,264	\$0
TOTAL EXPENSES:	\$6,772	\$10,250	\$10,250	\$6,906	\$10,100	\$10,100	\$0
BUDGET UNIT: 150400 INDEPENDENCE AIRPORT - SPECIAL	\$3,315	(\$150)	(\$150)	\$3,413	\$0	\$0	\$0

INDEPENDENCE LIGHTING

800101

DEPARTMENTAL FUNCTIONS

The Public Works Department administers the Independence Lighting District, which is responsible for maintenance and utility costs for the lighting fixtures in the district. Funding for the Independence Lighting District is provided primarily through secured and unsecured taxes. Beginning in FY 2009-2010, the County is responsible for the maintenance of the lights on the highway within the Independence Lighting District.

MAJOR ACCOMPLISHMENTS IN FISCAL YEAR 2022-2023

- Continued administration and maintenance of the Lighting District

GOALS FOR FISCAL YEAR 2023-2024

- Continue to administer District and ensure that lighting fixtures are maintained.
- Replace lights as needed.

DEPARTMENTAL BUDGET REQUEST FOR FISCAL YEAR 2023-2024

The Department's Fiscal Year 2023-2024 Requested Budget represents an overall increase of \$4,267 in expenditures, and an increase of \$143 in revenues, when compared to the Fiscal Year 2022-2023 Board Approved Budget. As a result, the Requested Net County Cost is increased by \$4,124.

Personnel Costs increased by \$62 compared to the Fiscal Year 2022-2023 Board Approved Budget, due to 4% increase on negotiated and approved MOU.

Revenues

4001 (CURRENT SECURED TAXES) increased by \$143: based on actuals.

Personnel

The Department's Requested Budget represents no change in the number of fulltime equivalent (FTE) positions that are supported by this budget.

There is no change in FTE's from 22/23 budget

Services & Supplies

(There are no changes in this object category from the previous fiscal year.)

Support & Care of Persons

(There are no changes in this object category from the previous fiscal year.)

Fixed Assets

(There are no changes in this object category from the previous fiscal year.)

FISCAL YEAR 2023-2024 REDUCTION IMPACTS TO BASE BUDGET

N/A

FISCAL YEAR 2023-2024 STATE/FEDERAL FUNDING SUMMARY

N/A

FISCAL YEAR 2023-2024 REGULATORY COMPLIANCE SUMMARY

N/A

MAJOR POLICY CONSIDERATIONS BEING REQUESTED

N/A

COUNTY OF INYO

BUD002A - BUDGET REQUESTS

RUNDATE: 06/30/2023 TODAY'S DATE: 08/31/2023

FOR FISCAL YEARS: 07/01/2021 - 06/30/24

	YTD ACTUALS 06/30/2022	BOARD APPROVED 06/30/2023	WORKING BUDGET 06/30/2023	YTD ACTUALS 06/30/2023	DEPT REQUESTED 06/30/2024	CAO RECOMM 06/30/2024	BOARD APPROVED 06/30/2024
BUDGET UNIT: 800101 INDEPENDENCE LIGHTING							
FUND: 8001 INDEPENDENCE LIGHTING							
REVENUES:							
4001 - CURRENT SECURED TAXES	\$28,129	\$26,110	\$26,110	\$29,592	\$26,253	\$26,253	\$0
4004 - CURRENT UNSECURED TAXES	\$2,186	\$2,400	\$2,400	\$2,765	\$2,400	\$2,400	\$0
4008 - SB813 DISTRIBUTIONS	\$273	\$0	\$0	\$2,100	\$0	\$0	\$0
4021 - PRIOR YEAR SECURED TAXES	\$276	\$0	\$0	\$292	\$0	\$0	\$0
TAXES - PROPERTY	\$30,866	\$28,510	\$28,510	\$32,817	\$28,653	\$28,653	\$0
4301 - INTEREST FROM TREASURY	\$1,409	\$1,000	\$1,000	\$5,007	\$1,000	\$1,000	\$0
4303 - INTEREST ON TAX FUNDS	\$44	\$0	\$0	\$0	\$0	\$0	\$0
4310 - EQUIPMENT RENTAL	\$0	\$200	\$200	\$0	\$200	\$200	\$0
REV USE OF MONEY & PROPERTY	\$1,454	\$1,200	\$1,200	\$5,007	\$1,200	\$1,200	\$0
4472 - HOMEOWNERS PROPERTY TAX RELIEF	\$136	\$75	\$75	\$133	\$75	\$75	\$0
AID FROM OTHER GOVT AGENCIES	\$136	\$75	\$75	\$133	\$75	\$75	\$0
4747 - INSURANCE PAYMENTS	\$0	\$0	\$0	\$12,677	\$0	\$0	\$0
CHARGES FOR CURRENT SERVICES	\$0	\$0	\$0	\$12,677	\$0	\$0	\$0
TOTAL REVENUES:	\$32,457	\$29,785	\$29,785	\$50,636	\$29,928	\$29,928	\$0
EXPENSES:							
5001 - SALARIED EMPLOYEES	\$2,905	\$3,007	\$3,007	\$2,787	\$2,969	\$2,969	\$0
5005 - HOLIDAY OVERTIME	\$0	\$100	\$100	\$0	\$100	\$100	\$0
5021 - RETIREMENT & SOCIAL SECURITY	\$219	\$240	\$240	\$209	\$237	\$237	\$0
5022 - PERS RETIREMENT	\$494	\$506	\$506	\$475	\$543	\$543	\$0
5024 - RETIREMENT-UNFUNDED LIAB	\$119	\$134	\$134	\$134	\$141	\$141	\$0
5031 - MEDICAL INSURANCE	\$387	\$403	\$403	\$396	\$469	\$469	\$0
5032 - DISABILITY INSURANCE	\$32	\$35	\$35	\$27	\$28	\$28	\$0
5043 - OTHER BENEFITS	\$72	\$73	\$73	\$72	\$73	\$73	\$0
SALARIES & BENEFITS	\$4,230	\$4,498	\$4,498	\$4,103	\$4,560	\$4,560	\$0
5173 - MAINTENANCE OF EQUIPMENT-MATER	\$0	\$3,000	\$3,000	\$1,684	\$3,000	\$3,000	\$0
5191 - MAINTENANCE OF STRUCTURES	\$0	\$7,000	\$7,000	\$0	\$7,000	\$7,000	\$0
5263 - ADVERTISING	\$0	\$500	\$500	\$0	\$500	\$500	\$0

COUNTY OF INYO

BUD002A - BUDGET REQUESTS

RUNDATE: 06/30/2023 TODAY'S DATE: 08/31/2023

FOR FISCAL YEARS: 07/01/2021 - 06/30/24

	YTD ACTUALS 06/30/2022	BOARD APPROVED 06/30/2023	WORKING BUDGET 06/30/2023	YTD ACTUALS 06/30/2023	DEPT REQUESTED 06/30/2024	CAO RECOMM 06/30/2024	BOARD APPROVED 06/30/2024
5265 - PROFESSIONAL & SPECIAL SERVICE	\$0	\$3,500	\$3,500	\$0	\$3,500	\$3,500	\$0
5311 - GENERAL OPERATING EXPENSE	\$105	\$110	\$110	\$105	\$110	\$110	\$0
5351 - UTILITIES	\$3,953	\$5,200	\$5,200	\$3,873	\$5,200	\$5,200	\$0
SERVICES & SUPPLIES	\$4,058	\$19,310	\$19,310	\$5,663	\$19,310	\$19,310	\$0
5124 - EXTERNAL CHARGES	\$0	\$1,500	\$14,000	\$7,125	\$1,500	\$1,500	\$0
5152 - WORKERS COMPENSATION	\$50	\$55	\$55	\$55	\$70	\$70	\$0
5155 - PUBLIC LIABILITY INSURANCE	\$79	\$87	\$87	\$87	\$135	\$135	\$0
5315 - COUNTY COST PLAN	\$6,724	\$0	\$0	\$0	\$4,142	\$4,142	\$0
INTERNAL CHARGES	\$6,853	\$1,642	\$14,142	\$7,267	\$5,847	\$5,847	\$0
TOTAL EXPENSES:	<u>\$15,142</u>	<u>\$25,450</u>	<u>\$37,950</u>	<u>\$17,034</u>	<u>\$29,717</u>	<u>\$29,717</u>	<u>\$0</u>
BUDGET UNIT: 800101 INDEPENDENCE LIGHTING	\$17,314	\$4,335	(\$8,165)	\$33,602	\$211	\$211	\$0

LONE PINE/DEATH VALLEY AIRPORT

150500

DEPARTMENTAL FUNCTIONS

Provides for the safe and efficient operation of the Lone Pine / Death Valley Airport and maintains the facility at an acceptable standard as defined by the Federal Aviation Administration (FAA), the State Division of Aeronautics, and the County Policy.

MAJOR ACCOMPLISHMENTS IN FISCAL YEAR 2022-2023

- Maintained and operated the Lone Pine/Death Valley Airport.
- Partnered with Friends of the Lone Pine Airport on terminal area improvements.

GOALS FOR FISCAL YEAR 2023-2024

- Maintain and operate the Lone Pine/Death Valley Airport.
- Continue to partner with Friends of the Lone Pine Airport on terminal area improvements.

DEPARTMENTAL BUDGET REQUEST FOR FISCAL YEAR 2023-2024

The Department's Fiscal Year 2023-2024 Requested Budget represents an overall decrease of \$24,927 in expenditures, and a decrease of \$55,757 in revenues, when compared to the Fiscal Year 2022-2023 Board Approved Budget. As a result, the Requested Net County Cost is increased by \$30,830.

Utilizing Fund Balance

Personnel Costs did not change compared to the Fiscal Year 2022-2023 Board Approved Budget.

Revenues

4331 (AUTO PARKING) increased by \$200: Parking rates increased, based on actuals from 22/23; **4333** (HANGER RENT) decreased by \$20: One hangar is currently being vacated; it is unknown when the hangar will be filled. That decrease is offset by the 3% increase in the hangar rate; **4338** (RAMP FEES) decreased by \$200: Commercial ramp fees are not typically collected at LP/DV; **4301** (INTEREST FROM TREASURY) increased by \$260: Based on 22/23 actuals; **4311** (RENTS) decreased by \$7,200: Air Methods lease, for \$7,200/year, ended in spring 2023; **4555** (FEDERAL GRANTS) decreased by \$8,997: The remaining amount in the FAA grant is included in the budget; **4931** (SALES OF AVIATION GAS) decreased by \$12,000: Based on prior year actuals; **4932** (SALES OF JET A FUEL) decreased by \$7,800: Based on prior year actuals; **4998** (OPERATING TRANSFERS IN) decreased by \$20,000: Transfer in unknown at this time.

Personnel

The Department's Requested Budget represents no change in the number of fulltime equivalent (FTE) positions that are supported by this budget.

This budget does not contain any FTEs.

Services & Supplies

5173 (MAINTENANCE OF EQUIPMENT-MATER) decreased by \$800: Based on projected needs; **5191** (MAINTENANCE OF STRUCTURES) decreased by \$2,000: Based on projected needs; **5199** (MAINT OF STRUCTURES-MATERIALS) increased by \$1,000: Based on projected needs; **5265** (PROFESSIONAL & SPECIAL SERVICE) decreased by \$5,066: Budget for portable toilet service and misc. service contracts removed; **5281** (RENTS & LEASES-EQUIPMENT) decreased by \$1,080: The airport now owns the fuel truck, the lease has ended; **5361** (FUEL, OIL & WATER FOR RESALE) decreased by \$14,000: Based on prior year actuals.

Support & Care of Persons

(There are no changes in this object category from the previous fiscal year.)

Fixed Assets

(There are no changes in this object category from the previous fiscal year.)

FISCAL YEAR 2023-2024 REDUCTION IMPACTS TO BASE BUDGET

N/A

FISCAL YEAR 2023-2024 STATE/FEDERAL FUNDING SUMMARY

\$3,000 in federal funding remains in the airport's FAA ACRGP grant, which can be used for airport operational expenses, including service contracts and utility costs.

FISCAL YEAR 2023-2024 REGULATORY COMPLIANCE SUMMARY

N/A

MAJOR POLICY CONSIDERATIONS BEING REQUESTED

N/A

COUNTY OF INYO

BUD002A - BUDGET REQUESTS

RUNDATE: 06/30/2023 TODAY'S DATE: 08/31/2023

FOR FISCAL YEARS: 07/01/2021 - 06/30/24

	YTD ACTUALS 06/30/2022	BOARD APPROVED 06/30/2023	WORKING BUDGET 06/30/2023	YTD ACTUALS 06/30/2023	DEPT REQUESTED 06/30/2024	CAO RECOMM 06/30/2024	BOARD APPROVED 06/30/2024
BUDGET UNIT: 150500 LONE PINE/DEATH VALLEY AIRPORT							
FUND: 1505 LP/DV AIRPPORT							
REVENUES:							
4331 - AUTO PARKING	\$2,475	\$2,500	\$2,500	\$2,700	\$2,700	\$2,700	\$0
4333 - HANGER RENT	\$26,990	\$32,000	\$32,000	\$32,825	\$31,980	\$31,980	\$0
4334 - TIE DOWN FEES	\$1,179	\$1,200	\$1,200	\$1,705	\$1,200	\$1,200	\$0
4338 - RAMP FEES	\$0	\$200	\$200	\$0	\$0	\$0	\$0
RENTS & LEASES	\$30,644	\$35,900	\$35,900	\$37,230	\$35,880	\$35,880	\$0
4301 - INTEREST FROM TREASURY	\$130	\$60	\$200	\$625	\$320	\$320	\$0
4311 - RENTS	\$6,300	\$7,500	\$7,200	\$7,200	\$300	\$300	\$0
REV USE OF MONEY & PROPERTY	\$6,430	\$7,560	\$7,400	\$7,825	\$620	\$620	\$0
4555 - FEDERAL GRANTS	\$13,555	\$12,000	\$12,000	\$12,442	\$3,003	\$3,003	\$0
AID FROM OTHER GOVT AGENCIES	\$13,555	\$12,000	\$12,000	\$12,442	\$3,003	\$3,003	\$0
4819 - SERVICES & FEES	\$0	\$120	\$120	\$0	\$120	\$120	\$0
4931 - SALES OF AVIATION GAS	\$53,760	\$60,000	\$50,000	\$42,964	\$48,000	\$48,000	\$0
4932 - SALES OF JET A FUEL	\$13,915	\$15,000	\$8,000	\$5,956	\$7,200	\$7,200	\$0
CHARGES FOR CURRENT SERVICES	\$67,676	\$75,120	\$58,120	\$48,921	\$55,320	\$55,320	\$0
4998 - OPERATING TRANSFERS IN	\$0	\$20,000	\$20,000	\$0	\$0	\$20,000	\$0
OTHER FINANCING SOURCES	\$0	\$20,000	\$20,000	\$0	\$0	\$20,000	\$0
TOTAL REVENUES:	\$118,305	\$150,580	\$133,420	\$106,419	\$94,823	\$114,823	\$0
EXPENSES:							
5171 - MAINTENANCE OF EQUIPMENT	\$0	\$0	\$0	\$729	\$0	\$0	\$0
5173 - MAINTENANCE OF EQUIPMENT-MATER	\$351	\$2,700	\$2,700	\$3,662	\$1,900	\$1,900	\$0
5191 - MAINTENANCE OF STRUCTURES	\$0	\$30,000	\$30,000	\$145	\$28,000	\$28,000	\$0
5199 - MAINT OF STRUCTURES-MATERIALS	\$0	\$0	\$3,500	\$2,067	\$1,000	\$1,000	\$0
5265 - PROFESSIONAL & SPECIAL SERVICE	\$5,584	\$12,196	\$10,128	\$5,252	\$7,130	\$7,130	\$0
5281 - RENTS & LEASES-EQUIPMENT	\$3,232	\$1,080	\$1,080	\$1,077	\$0	\$0	\$0
5311 - GENERAL OPERATING EXPENSE	\$2,803	\$3,700	\$3,816	\$2,792	\$3,700	\$3,700	\$0
5326 - LATE FEES & FINANCE CHARGES	\$27	\$0	\$0	\$56	\$0	\$0	\$0
5351 - UTILITIES	\$6,482	\$6,200	\$4,768	\$5,679	\$6,200	\$6,200	\$0

COUNTY OF INYO

BUD002A - BUDGET REQUESTS

RUNDATE: 06/30/2023 TODAY'S DATE: 08/31/2023

FOR FISCAL YEARS: 07/01/2021 - 06/30/24

	YTD ACTUALS 06/30/2022	BOARD APPROVED 06/30/2023	WORKING BUDGET 06/30/2023	YTD ACTUALS 06/30/2023	DEPT REQUESTED 06/30/2024	CAO RECOMM 06/30/2024	BOARD APPROVED 06/30/2024
5361 - FUEL, OIL & WATER FOR RESALE	\$60,241	\$65,000	\$51,500	\$41,399	\$51,000	\$51,000	\$0
SERVICES & SUPPLIES	\$78,722	\$120,876	\$107,492	\$62,862	\$98,930	\$98,930	\$0
5124 - EXTERNAL CHARGES	\$5,350	\$22,200	\$18,040	\$14,449	\$16,000	\$16,000	\$0
5315 - COUNTY COST PLAN	\$30,118	\$7,504	\$7,504	\$7,504	\$0	\$0	\$0
INTERNAL CHARGES	\$35,468	\$29,704	\$25,544	\$21,953	\$16,000	\$16,000	\$0
5799 - DEPRECIATION	\$212,891	\$0	\$0	\$0	\$0	\$0	\$0
DEPRECIATION	\$212,891	\$0	\$0	\$0	\$0	\$0	\$0
5801 - OPERATING TRANSFERS OUT	\$0	\$0	\$5,444	\$0	\$10,723	\$10,723	\$0
OTHER FINANCING USES	\$0	\$0	\$5,444	\$0	\$10,723	\$10,723	\$0
TOTAL EXPENSES:	<u>\$327,082</u>	<u>\$150,580</u>	<u>\$138,480</u>	<u>\$84,816</u>	<u>\$125,653</u>	<u>\$125,653</u>	<u>\$0</u>
BUDGET UNIT: 150500 LONE PINE/DEATH VALLEY AIRPORT	(\$208,776)	\$0	(\$5,060)	\$21,603	(\$30,830)	(\$10,830)	\$0

LONE PINE/DEATH VALLEY AIR-SP

150600

DEPARTMENTAL FUNCTIONS

This budget expends funds from an annual grant provided by the State Department of Transportation, Division of Aeronautics. The funding is discretionary and is intended for operations and maintenance at General Aviation Airports. The Lone Pine Special Aviation Budget augments the Lone Pine Airport Operating Budget by assisting with expenses such as Fire & Casualty Insurance, office space and site rental, salaries and benefits, and other miscellaneous expenses.

MAJOR ACCOMPLISHMENTS IN FISCAL YEAR 2022-2023

- Continued financial assistance for the Lone Pine Airport operating budget.

GOALS FOR FISCAL YEAR 2023-2024

- Continue financial assistance to the Lone Pine Airport operating budget.

DEPARTMENTAL BUDGET REQUEST FOR FISCAL YEAR 2023-2024

The Department's Fiscal Year 2023-2024 Requested Budget represents an overall decrease of \$374 in expenditures, and an increase of \$50 in revenues, when compared to the Fiscal Year 2022-2023 Board Approved Budget. As a result, the Requested Net County Cost is decreased by \$424.

Personnel Costs increased by \$15 compared to the Fiscal Year 2022-2023 Board Approved Budget, due to the standard annual increase for the unfunded liability cost.

Revenues

4301 (INTEREST FROM TREASURY) increased by \$50: Based on actuals.

Personnel

The Department's Requested Budget represents no change in the number of fulltime equivalent (FTE) positions that are supported by this budget.

There are no FTE's budgeted.

Services & Supplies

5153 (FIRE & CASUALTY INSURANCE) increased by \$219: based on estimates; **5199** (MAINT OF STRUCTURES-MATERIALS) decreased by \$544: based on need.

Support & Care of Persons

(There are no changes in this object category from the previous fiscal year.)

Fixed Assets

(There are no changes in this object category from the previous fiscal year.)

FISCAL YEAR 2023-2024 REDUCTION IMPACTS TO BASE BUDGET

N/A

FISCAL YEAR 2023-2024 STATE/FEDERAL FUNDING SUMMARY

State Division of Aeronautics annual grant for \$10,000. This revenue is received every year. Although the timing of the grant issuance varies each year, the funding is stable.

FISCAL YEAR 2023-2024 REGULATORY COMPLIANCE SUMMARY

N/A

MAJOR POLICY CONSIDERATIONS BEING REQUESTED

N/A

COUNTY OF INYO

BUD002A - BUDGET REQUESTS

RUNDATE: 06/30/2023 TODAY'S DATE: 08/31/2023

FOR FISCAL YEARS: 07/01/2021 - 06/30/24

	YTD ACTUALS 06/30/2022	BOARD APPROVED 06/30/2023	WORKING BUDGET 06/30/2023	YTD ACTUALS 06/30/2023	DEPT REQUESTED 06/30/2024	CAO RECOMM 06/30/2024	BOARD APPROVED 06/30/2024
BUDGET UNIT: 150600 LONE PINE/DEATH VALLEY AIR-SP							
FUND: 1506 LONE PINE/DEATH VALLEY AIR-SPC							
REVENUES:							
4301 - INTEREST FROM TREASURY	\$81	\$100	\$100	\$287	\$150	\$150	\$0
REV USE OF MONEY & PROPERTY	\$81	\$100	\$100	\$287	\$150	\$150	\$0
4401 - STATE AID FOR AVIATION	\$10,000	\$10,000	\$10,000	\$10,000	\$10,000	\$10,000	\$0
AID FROM OTHER GOVT AGENCIES	\$10,000	\$10,000	\$10,000	\$10,000	\$10,000	\$10,000	\$0
TOTAL REVENUES:	<u>\$10,081</u>	<u>\$10,100</u>	<u>\$10,100</u>	<u>\$10,287</u>	<u>\$10,150</u>	<u>\$10,150</u>	<u>\$0</u>
EXPENSES:							
5024 - RETIREMENT-UNFUNDED LIAB	\$237	\$267	\$267	\$267	\$282	\$282	\$0
SALARIES & BENEFITS	\$237	\$267	\$267	\$267	\$282	\$282	\$0
5153 - FIRE & CASUALTY INSURANCE	\$1,781	\$1,781	\$1,960	\$1,959	\$2,000	\$2,000	\$0
5173 - MAINTENANCE OF EQUIPMENT-MATER	\$0	\$125	\$125	\$0	\$125	\$125	\$0
5199 - MAINT OF STRUCTURES-MATERIALS	\$0	\$544	\$544	\$0	\$0	\$0	\$0
5291 - OFFICE, SPACE & SITE RENTAL	\$4,272	\$4,773	\$4,594	\$4,476	\$4,773	\$4,773	\$0
5311 - GENERAL OPERATING EXPENSE	\$0	\$455	\$455	\$0	\$455	\$455	\$0
SERVICES & SUPPLIES	\$6,053	\$7,678	\$7,678	\$6,435	\$7,353	\$7,353	\$0
5121 - INTERNAL CHARGES	\$0	\$200	\$200	\$0	\$200	\$200	\$0
5124 - EXTERNAL CHARGES	\$776	\$2,379	\$2,379	\$241	\$2,315	\$2,315	\$0
INTERNAL CHARGES	\$776	\$2,579	\$2,579	\$241	\$2,515	\$2,515	\$0
TOTAL EXPENSES:	<u>\$7,066</u>	<u>\$10,524</u>	<u>\$10,524</u>	<u>\$6,943</u>	<u>\$10,150</u>	<u>\$10,150</u>	<u>\$0</u>
BUDGET UNIT: 150600 LONE PINE/DEATH VALLEY AIR-SP	\$3,014	(\$424)	(\$424)	\$3,343	\$0	\$0	\$0

LP/DV AIRPORT IMPROVEMENT

150502

DEPARTMENTAL FUNCTIONS

This budget will house the forthcoming FAA grant for the Lone Pine/Death Valley Airport Taxiway Rehabilitation Project, which will perform crack filling and a seal coat on Taxiway A. Bids have been received and the final grant application has been submitted to the FAA. The construction contract will be awarded once the FAA issues the grant.

MAJOR ACCOMPLISHMENTS IN FISCAL YEAR 2022-2023

- Design was completed by Armstrong Consultants and put out to bid.

GOALS FOR FISCAL YEAR 2023-2024

- Accept the FAA construction grant.
- Award the construction contract to Maxwell Asphalt.
- Complete the project in the fall of 2023.

DEPARTMENTAL BUDGET REQUEST FOR FISCAL YEAR 2023-2024

The Department's Fiscal Year 2023-2024 Requested Budget represents an overall increase of \$194,949 in expenditures, and an increase of \$194,949 in revenues, when compared to the Fiscal Year 2022-2023 Board Approved Budget. As a result, the Requested Net County Cost is increased by \$0.

The budget last fiscal year included only the design portion of the project, this fiscal year the budget includes construction costs. The FAA grant will reimburse 90% of project costs, and the State Division of Aeronautics grant will reimburse 4.5%. The County will match the remaining 5.5% with fund balance from the Lone Pine/Death Valley Operating Budget.

Personnel Costs did not change compared to the Fiscal Year 2022-2023 Board Approved Budget.

Revenues

4498 (STATE GRANTS) increased by \$8,773: Based on construction costs; **4555** (FEDERAL GRANTS) increased by \$175,453: Based on construction costs; **4998** (OPERATING TRANSFERS IN) increased by \$10,723: Based on construction costs.

Personnel

The Department's Requested Budget represents no change in the number of fulltime equivalent (FTE) positions that are supported by this budget.

There are no FTE's budgeted

Services & Supplies

(There are no changes in this object category from the previous fiscal year.)

Support & Care of Persons

(There are no changes in this object category from the previous fiscal year.)

Fixed Assets

5700 (CONSTRUCTION IN PROGRESS) increased by \$191,449: Based on construction costs.

FISCAL YEAR 2023-2024 REDUCTION IMPACTS TO BASE BUDGET

The County match will come from the Lone Pine/Death Valley Operating Budget fund balance.

FISCAL YEAR 2023-2024 STATE/FEDERAL FUNDING SUMMARY

The FAA Airport Improvement Program grant will reimburse 90% of project costs, and the State Division of Aeronautics matching grant will reimburse 4.5%. The County will match the remaining 5.5%. These grants have not been received yet but are anticipated in late summer. The construction contract will not be awarded until the grants have been secured.

FISCAL YEAR 2023-2024 REGULATORY COMPLIANCE SUMMARY

N/A

MAJOR POLICY CONSIDERATIONS BEING REQUESTED

N/A

COUNTY OF INYO

BUD002A - BUDGET REQUESTS

RUNDATE: 06/30/2023 TODAY'S DATE: 08/31/2023

FOR FISCAL YEARS: 07/01/2021 - 06/30/24

	YTD ACTUALS 06/30/2022	BOARD APPROVED 06/30/2023	WORKING BUDGET 06/30/2023	YTD ACTUALS 06/30/2023	DEPT REQUESTED 06/30/2024	CAO RECOMM 06/30/2024	BOARD APPROVED 06/30/2024
BUDGET UNIT: 150502 LP/DV AIRPORT IMPROVEMENT							
FUND: 1511 LP/DV AIRPORT IMPROVEMENT							
REVENUES:							
4498 - STATE GRANTS	\$0	\$0	\$0	\$0	\$8,773	\$8,773	\$0
4555 - FEDERAL GRANTS	\$0	\$0	\$48,996	\$0	\$175,453	\$175,453	\$0
AID FROM OTHER GOVT AGENCIES	\$0	\$0	\$48,996	\$0	\$184,226	\$184,226	\$0
4998 - OPERATING TRANSFERS IN	\$0	\$0	\$4,944	\$0	\$10,723	\$10,723	\$0
OTHER FINANCING SOURCES	\$0	\$0	\$4,944	\$0	\$10,723	\$10,723	\$0
TOTAL REVENUES:	<u>\$0</u>	<u>\$0</u>	<u>\$53,940</u>	<u>\$0</u>	<u>\$194,949</u>	<u>\$194,949</u>	<u>\$0</u>
EXPENSES:							
5124 - EXTERNAL CHARGES	\$0	\$0	\$5,000	\$2,555	\$3,500	\$3,500	\$0
INTERNAL CHARGES	\$0	\$0	\$5,000	\$2,555	\$3,500	\$3,500	\$0
5700 - CONSTRUCTION IN PROGRESS	\$0	\$0	\$49,440	\$44,328	\$191,449	\$191,449	\$0
FIXED ASSETS	\$0	\$0	\$49,440	\$44,328	\$191,449	\$191,449	\$0
TOTAL EXPENSES:	<u>\$0</u>	<u>\$0</u>	<u>\$54,440</u>	<u>\$46,883</u>	<u>\$194,949</u>	<u>\$194,949</u>	<u>\$0</u>
BUDGET UNIT: 150502 LP/DV AIRPORT IMPROVEMENT	\$0	\$0	(\$500)	(\$46,883)	\$0	\$0	\$0

LONE PINE LIGHTING

800201

DEPARTMENTAL FUNCTIONS

The Public Works Department administers the Lone Pine Lighting District, which is responsible for maintenance and utility costs for the lighting fixtures in the district. Funding for the Lone Pine Lighting District is provided primarily through secured and unsecured taxes.

MAJOR ACCOMPLISHMENTS IN FISCAL YEAR 2022-2023

- Continued administration and maintenance of the Lighting District.

GOALS FOR FISCAL YEAR 2023-2024

- Administer District to ensure the lighting fixtures are maintained.
- Replace lights as needed.

DEPARTMENTAL BUDGET REQUEST FOR FISCAL YEAR 2023-2024

The Department's Fiscal Year 2023-2024 Requested Budget represents an overall increase of \$5,280 in expenditures, and an increase of \$0 in revenues, when compared to the Fiscal Year 2022-2023 Board Approved Budget. As a result, the Requested Net County Cost is increased by \$5,280.

Increase in Net County Cost is due to fixed cost increases as well as \$273 cost increase in salaries

Personnel Costs increased by \$62 compared to the Fiscal Year 2022-2023 Board Approved Budget, due to 4% COLA increase with the negotiated and approved MOU.

Revenues

(There are no changes in this object category from the previous fiscal year.)

Personnel

The Department's Requested Budget represents no change in the number of fulltime equivalent (FTE) positions that are supported by this budget.

There is no change in FTE from 22/23

Services & Supplies

5311 (GENERAL OPERATING EXPENSE) increased by \$100: based on actual needs.

Support & Care of Persons

(There are no changes in this object category from the previous fiscal year.)

Fixed Assets

(There are no changes in this object category from the previous fiscal year.)

FISCAL YEAR 2023-2024 REDUCTION IMPACTS TO BASE BUDGET

N/A

FISCAL YEAR 2023-2024 STATE/FEDERAL FUNDING SUMMARY

N/A

FISCAL YEAR 2023-2024 REGULATORY COMPLIANCE SUMMARY

N/A

MAJOR POLICY CONSIDERATIONS BEING REQUESTED

N/A

COUNTY OF INYO

BUD002A - BUDGET REQUESTS

RUNDATE: 06/30/2023 TODAY'S DATE: 08/31/2023

FOR FISCAL YEARS: 07/01/2021 - 06/30/24

	YTD ACTUALS 06/30/2022	BOARD APPROVED 06/30/2023	WORKING BUDGET 06/30/2023	YTD ACTUALS 06/30/2023	DEPT REQUESTED 06/30/2024	CAO RECOMM 06/30/2024	BOARD APPROVED 06/30/2024
BUDGET UNIT: 800201 LONE PINE LIGHTING							
FUND: 8002 LONE PINE LIGHTING							
REVENUES:							
4001 - CURRENT SECURED TAXES	\$24,427	\$23,000	\$23,000	\$25,299	\$23,000	\$23,000	\$0
4004 - CURRENT UNSECURED TAXES	\$1,874	\$2,000	\$2,000	\$2,332	\$2,000	\$2,000	\$0
4008 - SB813 DISTRIBUTIONS	\$236	\$0	\$0	\$1,771	\$0	\$0	\$0
4021 - PRIOR YEAR SECURED TAXES	\$242	\$0	\$0	\$253	\$0	\$0	\$0
TAXES - PROPERTY	\$26,781	\$25,000	\$25,000	\$28,027	\$25,000	\$25,000	\$0
4301 - INTEREST FROM TREASURY	\$761	\$500	\$500	\$2,669	\$500	\$500	\$0
4303 - INTEREST ON TAX FUNDS	\$38	\$0	\$0	\$0	\$0	\$0	\$0
REV USE OF MONEY & PROPERTY	\$800	\$500	\$500	\$2,669	\$500	\$500	\$0
4472 - HOMEOWNERS PROPERTY TAX RELIEF	\$116	\$60	\$60	\$113	\$60	\$60	\$0
AID FROM OTHER GOVT AGENCIES	\$116	\$60	\$60	\$113	\$60	\$60	\$0
TOTAL REVENUES:	\$27,698	\$25,560	\$25,560	\$30,810	\$25,560	\$25,560	\$0
EXPENSES:							
5001 - SALARIED EMPLOYEES	\$2,905	\$3,007	\$3,007	\$2,786	\$2,969	\$2,969	\$0
5005 - HOLIDAY OVERTIME	\$0	\$100	\$100	\$0	\$100	\$100	\$0
5021 - RETIREMENT & SOCIAL SECURITY	\$219	\$240	\$240	\$209	\$237	\$237	\$0
5022 - PERS RETIREMENT	\$494	\$506	\$506	\$475	\$543	\$543	\$0
5024 - RETIREMENT-UNFUNDED LIAB	\$119	\$134	\$134	\$134	\$141	\$141	\$0
5031 - MEDICAL INSURANCE	\$387	\$403	\$403	\$396	\$469	\$469	\$0
5032 - DISABILITY INSURANCE	\$32	\$35	\$35	\$27	\$28	\$28	\$0
5043 - OTHER BENEFITS	\$72	\$73	\$73	\$72	\$73	\$73	\$0
SALARIES & BENEFITS	\$4,230	\$4,498	\$4,498	\$4,103	\$4,560	\$4,560	\$0
5191 - MAINTENANCE OF STRUCTURES	\$0	\$15,000	\$14,934	\$0	\$15,000	\$15,000	\$0
5265 - PROFESSIONAL & SPECIAL SERVICE	\$0	\$14,000	\$14,000	\$0	\$14,000	\$14,000	\$0
5311 - GENERAL OPERATING EXPENSE	\$105	\$110	\$176	\$176	\$210	\$210	\$0
5351 - UTILITIES	\$12,503	\$12,000	\$12,000	\$12,502	\$12,000	\$12,000	\$0
SERVICES & SUPPLIES	\$12,608	\$41,110	\$41,110	\$12,678	\$41,210	\$41,210	\$0
5124 - EXTERNAL CHARGES	\$0	\$2,500	\$2,500	\$916	\$2,500	\$2,500	\$0

COUNTY OF INYO

BUD002A - BUDGET REQUESTS

RUNDATE: 06/30/2023 TODAY'S DATE: 08/31/2023

FOR FISCAL YEARS: 07/01/2021 - 06/30/24

	YTD ACTUALS 06/30/2022	BOARD APPROVED 06/30/2023	WORKING BUDGET 06/30/2023	YTD ACTUALS 06/30/2023	DEPT REQUESTED 06/30/2024	CAO RECOMM 06/30/2024	BOARD APPROVED 06/30/2024
5152 - WORKERS COMPENSATION	\$50	\$55	\$55	\$55	\$70	\$70	\$0
5155 - PUBLIC LIABILITY INSURANCE	\$79	\$87	\$87	\$87	\$135	\$135	\$0
5315 - COUNTY COST PLAN	\$4,854	\$0	\$0	\$0	\$5,055	\$5,055	\$0
INTERNAL CHARGES	\$4,983	\$2,642	\$2,642	\$1,058	\$7,760	\$7,760	\$0
TOTAL EXPENSES:	\$21,821	\$48,250	\$48,250	\$17,840	\$53,530	\$53,530	\$0
BUDGET UNIT: 800201 LONE PINE LIGHTING	\$5,876	(\$22,690)	(\$22,690)	\$12,969	(\$27,970)	(\$27,970)	\$0

MAINTENANCE-BUILDING & GROUNDS

011100

DEPARTMENTAL FUNCTIONS

Oversight of the Maintenance-Building and Grounds budget is provided by the Public Works Department and is intended to utilize a combination of General Fund and Non-General Fund revenue to support all facets of County government. Following is a partial list of services provided by Buildings and Grounds staff:

Maintain all County facilities.

Provide maintenance services for the offices of the courts in Bishop and Independence.

Provide Janitorial services and supplies for most County owned facilities and portions of leased buildings. Maintain the grounds of the Independence campus, the Jail, Juvenile facility, Museum, Commander's House, Edwards' House, Water Department and the Clint Quilter County Consolidated Office Building in Bishop.

Provide repair, maintenance, and support for Inyo County Water Systems. Provide 24/7/365 support for all County facilities and personnel.

MAJOR ACCOMPLISHMENTS IN FISCAL YEAR 2022-2023

- Respond and assist in the completion of over 950 work orders in the 22/23 fiscal year.
- Provided routine maintenance and repairs at the Quilter Consolidated Building, and addressed various issues of the facility as they arose.
- Assisted with multiple lateral repairs for Independence and Lone Pine Water Systems.
- Assisted in the completion of multiple Deferred Maintenance projects for various county departments.

GOALS FOR FISCAL YEAR 2023-2024

- Expand groundskeeping maintenance/custodial cross training for County facilities.
- Obtain Distribution Two (D1 and One (D2)) Water Certification for Building and Maintenance employees.
- Provide support to the county-controlled water systems.
- Maintain responsiveness and efficiencies in the completion of requested Maintenance work orders.
- Assist in the delivery of Deferred Maintenance projects, ADA accessibility, and Parks projects.

DEPARTMENTAL BUDGET REQUEST FOR FISCAL YEAR 2023-2024

The Department's Fiscal Year 2023-2024 Requested Budget represents an overall increase of \$297,094 in expenditures, and an increase of \$9,595 in revenues, when compared to the Fiscal Year 2022-2023 Board Approved Budget. As a result, the Requested Net County Cost is increased by \$287,499.

Personnel Costs increased by \$154,652 compared to the Fiscal Year 2022-2023 Board Approved Budget, due to 4% COLA with the negotiated and approved MOU as well as shifting staffing from other Public Works budgets into Building & Maintenance to more accurately depict percentages of time we spend processing Building & Maintenance paperwork.

Revenues

4318 (INDEPENDENCE LEGION HALL RENT) increased by \$20: Based on actuals; **4821** (INTRA COUNTY CHARGES) increased by \$37,950: Increase in revenue based on departmental estimates for 23/24; **4824** (INTER GOVERNMENT CHARGES) decreased by \$28,375: Revenue decreases due to removal of reimbursement for COB specific projects that are not scheduled to be completed in 23/24 and will not see expenditures billed against.

Personnel

The Department's Requested Budget represents an increase in the number of fulltime equivalent (FTE) positions that are supported by this budget.

There is an increase of .10 FTE from prior year budget due to shifting of personnel from other Public Works budgets into Building & Maintenance to better depict what staffing levels are being utilized to process daily Building & Maintenance work orders and fiscal paperwork.

Services & Supplies

5112 (PERSONAL & SAFETY EQUIPMENT) increased by \$1,800: increase due to additional boot reimbursement for B&M staffing, as well as the purchase of required safety equipment; **5122** (CELL PHONES) increased by \$500: based on additional cell phones for new B&M worker; **5171** (MAINTENANCE OF EQUIPMENT) increased by \$12,000: based on additional required maintenance of two new generators; **5175** (MAINTENANCE - FUEL & LUBRICANT) increased by \$500: based on need for fuel for one B&M owned vehicle; **5191** (MAINTENANCE OF STRUCTURES) increased by \$300: based on actuals; **5196** (MAINTENANCE - COB) decreased by \$78,500: based upon removal of COB specific projects that are not scheduled to be completed in the 23/24 fiscal year; **5199** (MAINT OF STRUCTURES-MATERIALS) increased by \$2,000: based on actuals; **5263** (ADVERTISING) decreased by \$250: based on estimated need; **5265** (PROFESSIONAL & SPECIAL SERVICE) decreased by \$5,154: based on actual contracted services; **5281** (RENTS & LEASES-EQUIPMENT) increased by \$2,340: based on need of rental of equipment for groundskeeping/lawn maintenance of county facilities; **5301** (SMALL TOOLS & INSTRUMENTS) increased by \$500: based on acquiring new battery-operated equipment for groundskeepers; **5311** (GENERAL OPERATING EXPENSE) increased by \$500: based on actuals; **5351** (UTILITIES) increased by \$147,154: based on actuals as we continue to see rising electricity and propane costs for all county owned facilities.

Support & Care of Persons

(There are no changes in this object category from the previous fiscal year.)

Fixed Assets

5650 (EQUIPMENT) increased by \$0: based on request to acquire three new equipment pieces needed for daily operations for B&M staff.

FISCAL YEAR 2023-2024 REDUCTION IMPACTS TO BASE BUDGET

N/A

FISCAL YEAR 2023-2024 STATE/FEDERAL FUNDING SUMMARY

N/A

FISCAL YEAR 2023-2024 REGULATORY COMPLIANCE SUMMARY

N/A

MAJOR POLICY CONSIDERATIONS BEING REQUESTED

N/A

COUNTY OF INYO

BUD002A - BUDGET REQUESTS

RUNDATE: 06/30/2023 TODAY'S DATE: 08/31/2023

FOR FISCAL YEARS: 07/01/2021 - 06/30/24

	YTD ACTUALS 06/30/2022	BOARD APPROVED 06/30/2023	WORKING BUDGET 06/30/2023	YTD ACTUALS 06/30/2023	DEPT REQUESTED 06/30/2024	CAO RECOMM 06/30/2024	BOARD APPROVED 06/30/2024
BUDGET UNIT: 011100 MAINTENANCE-BUILDING & GROUNDS							
FUND: 0001 GENERAL FUND							
REVENUES:							
4312 - LEASES	\$0	\$0	\$0	\$48	\$0	\$0	\$0
4318 - INDEPENDENCE LEGION HALL RENT REV USE OF MONEY & PROPERTY	\$195	\$130	\$1,000	\$1,095	\$150	\$150	\$0
	\$195	\$130	\$1,000	\$1,143	\$150	\$150	\$0
4821 - INTRA COUNTY CHARGES	\$296,368	\$270,505	\$370,000	\$409,189	\$308,455	\$308,455	\$0
4824 - INTER GOVERNMENT CHARGES CHARGES FOR CURRENT SERVICES	\$199,450	\$333,554	\$286,000	\$230,507	\$305,179	\$305,179	\$0
	\$495,819	\$604,059	\$656,000	\$639,697	\$613,634	\$613,634	\$0
4998 - OPERATING TRANSFERS IN OTHER FINANCING SOURCES	\$0	\$17,000	\$17,000	\$0	\$17,000	\$0	\$0
	\$0	\$17,000	\$17,000	\$0	\$17,000	\$0	\$0
TOTAL REVENUES:	\$496,014	\$621,189	\$674,000	\$640,840	\$630,784	\$613,784	\$0
EXPENSES:							
5001 - SALARIED EMPLOYEES	\$445,431	\$640,456	\$615,743	\$562,858	\$724,746	\$708,708	\$0
5003 - OVERTIME	\$12,339	\$14,000	\$14,000	\$9,136	\$10,000	\$9,000	\$0
5004 - STANDBY TIME	\$33,170	\$32,100	\$32,100	\$32,565	\$32,100	\$32,100	\$0
5005 - HOLIDAY OVERTIME	\$196	\$500	\$500	\$83	\$500	\$250	\$0
5012 - PART TIME EMPLOYEES	\$1,053	\$0	\$0	\$0	\$0	\$0	\$0
5021 - RETIREMENT & SOCIAL SECURITY	\$36,028	\$49,524	\$47,800	\$44,562	\$56,069	\$54,830	\$0
5022 - PERS RETIREMENT	\$58,870	\$80,407	\$78,000	\$73,877	\$88,382	\$86,789	\$0
5024 - RETIREMENT-UNFUNDED LIAB	\$95,700	\$107,939	\$107,939	\$107,939	\$113,871	\$113,871	\$0
5031 - MEDICAL INSURANCE	\$111,926	\$165,137	\$157,000	\$152,751	\$217,382	\$216,130	\$0
5032 - DISABILITY INSURANCE	\$5,279	\$7,043	\$7,000	\$5,525	\$6,536	\$6,392	\$0
5043 - OTHER BENEFITS SALARIES & BENEFITS	\$2,912	\$0	\$3,757	\$7,647	\$2,172	\$2,172	\$0
	\$802,908	\$1,097,106	\$1,063,839	\$996,947	\$1,251,758	\$1,230,242	\$0
5112 - PERSONAL & SAFETY EQUIPMENT	\$450	\$1,400	\$1,450	\$1,385	\$3,200	\$1,400	\$0
5122 - CELL PHONES	\$2,262	\$3,000	\$3,000	\$3,136	\$3,500	\$3,000	\$0
5171 - MAINTENANCE OF EQUIPMENT	\$3,561	\$18,000	\$33,000	\$32,971	\$30,000	\$30,000	\$0
5173 - MAINTENANCE OF EQUIPMENT-MATER	\$136	\$0	\$0	\$0	\$0	\$0	\$0
5175 - MAINTENANCE - FUEL & LUBRICANT	\$10,480	\$0	\$6,000	\$4,567	\$500	\$500	\$0
5184 - MAINTENANCE - SHERIFF	\$11,218	\$17,000	\$23,900	\$23,888	\$17,000	\$17,000	\$0

COUNTY OF INYO

BUD002A - BUDGET REQUESTS

RUNDATE: 06/30/2023 TODAY'S DATE: 08/31/2023

FOR FISCAL YEARS: 07/01/2021 - 06/30/24

	YTD ACTUALS 06/30/2022	BOARD APPROVED 06/30/2023	WORKING BUDGET 06/30/2023	YTD ACTUALS 06/30/2023	DEPT REQUESTED 06/30/2024	CAO RECOMM 06/30/2024	BOARD APPROVED 06/30/2024
5190 - MAINT BIG PINE LIBRARY	\$5,666	\$5,666	\$5,666	\$5,666	\$5,666	\$5,666	\$0
5191 - MAINTENANCE OF STRUCTURES	\$3,672	\$8,000	\$4,377	\$4,359	\$8,300	\$6,000	\$0
5196 - MAINTENANCE - COB	\$0	\$209,500	\$170,011	\$39,000	\$131,000	\$81,000	\$0
5199 - MAINT OF STRUCTURES-MATERIALS	\$29,802	\$29,000	\$12,900	\$12,884	\$31,000	\$25,000	\$0
5232 - OFFICE & OTHER EQUIP < \$5,000	\$675	\$1,000	\$3,900	\$3,882	\$1,000	\$1,000	\$0
5263 - ADVERTISING	\$737	\$500	\$220	\$0	\$250	\$250	\$0
5265 - PROFESSIONAL & SPECIAL SERVICE	\$103,057	\$180,600	\$167,800	\$151,812	\$175,446	\$160,000	\$0
5281 - RENTS & LEASES-EQUIPMENT	\$112	\$160	\$440	\$435	\$2,500	\$500	\$0
5291 - OFFICE, SPACE & SITE RENTAL	\$7,793	\$0	\$0	\$0	\$0	\$0	\$0
5301 - SMALL TOOLS & INSTRUMENTS	\$1,961	\$4,000	\$6,840	\$6,837	\$4,500	\$4,000	\$0
5311 - GENERAL OPERATING EXPENSE	\$38,767	\$31,000	\$39,328	\$38,994	\$31,500	\$31,500	\$0
5326 - LATE FEES & FINANCE CHARGES	\$31	\$0	\$80	\$78	\$0	\$0	\$0
5331 - TRAVEL EXPENSE	\$531	\$1,000	\$1,280	\$1,279	\$1,000	\$1,000	\$0
5351 - UTILITIES	\$528,225	\$521,396	\$646,500	\$639,373	\$668,550	\$640,000	\$0
SERVICES & SUPPLIES	\$749,144	\$1,031,222	\$1,126,692	\$970,552	\$1,114,912	\$1,007,816	\$0
5123 - TECH REFRESH EXPENSE	\$4,956	\$2,945	\$2,945	\$2,945	\$3,134	\$3,134	\$0
5127 - MOBILE DEVICE MANAGEMENT-INTER	\$75	\$33	\$33	\$33	\$0	\$0	\$0
5129 - INTERNAL COPY CHARGES (NON-IS)	\$774	\$1,000	\$1,000	\$970	\$1,100	\$1,100	\$0
5152 - WORKERS COMPENSATION	\$24,676	\$49,554	\$49,554	\$49,554	\$46,473	\$46,473	\$0
5155 - PUBLIC LIABILITY INSURANCE	\$12,262	\$16,651	\$16,651	\$16,651	\$42,928	\$42,928	\$0
5333 - MOTOR POOL	\$65,893	\$77,500	\$85,800	\$85,770	\$112,800	\$85,000	\$0
INTERNAL CHARGES	\$108,637	\$147,683	\$155,983	\$155,923	\$206,435	\$178,635	\$0
5561 - PRINCIPAL ON NOTES PAYABLE	\$68,930	\$69,622	\$69,622	\$69,621	\$71,025	\$71,025	\$0
DEBT SERVICE PRINCIPAL	\$68,930	\$69,622	\$69,622	\$69,621	\$71,025	\$71,025	\$0
5553 - INTEREST ON NOTES	\$5,169	\$4,479	\$4,479	\$4,478	\$3,076	\$3,076	\$0
DEBT SERVICE INTEREST	\$5,169	\$4,479	\$4,479	\$4,478	\$3,076	\$3,076	\$0
TOTAL EXPENSES:	<u>\$1,734,790</u>	<u>\$2,350,112</u>	<u>\$2,420,615</u>	<u>\$2,197,524</u>	<u>\$2,647,206</u>	<u>\$2,490,794</u>	<u>\$0</u>
BUDGET UNIT: 011100 MAINTENANCE-BUILDING & GROUNDS	(\$1,238,776)	(\$1,728,923)	(\$1,746,615)	(\$1,556,683)	(\$2,016,422)	(\$1,877,010)	\$0

PARKS & RECREATION - BUDGET

076998

DEPARTMENTAL FUNCTIONS

The Parks and Recreation Department operates a regional and neighborhood parks system serving both visitors to the County as well as local residents. Recreational facilities include lakes, campgrounds, picnic areas, playgrounds and ballfields. In order to assure the availability of these facilities several improvement projects are scheduled and coordinated throughout the year. The department provides reservation services for the use of County parks, including the collection of fees and deposits. Parks and Recreation is also responsible for protecting and enhancing the primary resources of the campgrounds, flowing waters, ponds and riparian habitat.

MAJOR ACCOMPLISHMENTS IN FISCAL YEAR 2022-2023

- Diaz Lake water systems upgrade is complete
- Millpond ADA restroom project is complete
- Diaz ADA non-motorized boat dock is complete
- Tree removal and creek clean up at Izaak Walton Park and ADA accessible
- Installed iron ranger at Independence Creek Campground

GOALS FOR FISCAL YEAR 2023-2024

- Flush restroom at Diaz Lake project continues
- Diaz Lake Vault Toilets
- Complete the gazebo at Lone Pine Park
- Install fertilizer injector at Lone Pine Dog Park
- Reroof Millpond dugouts

DEPARTMENTAL BUDGET REQUEST FOR FISCAL YEAR 2023-2024

The Department's Fiscal Year 2023-2024 Requested Budget represents an overall increase of \$277,870 in expenditures, and a decrease of \$156,042 in revenues, when compared to the Fiscal Year 2022-2023 Board Approved Budget. As a result, the Requested Net County Cost is increased by \$433,912.

Personnel Costs increased by \$169,402 compared to the Fiscal Year 2022-2023 Board Approved Budget, due to 4% COLA in negotiated and approved MOU and standard shifts in personnel. Public Works is also requesting to reclassify the current Office Technician III to an Admin Analyst. There is also an increase in salaries and benefits due to the upcoming retirement and payout of a long time employee.

Revenues

4352 (MILLPOND CONCESSIONS) increased by \$1,000: based on prior year actuals; **4563** (CONTRIBUTION FROM DWP) decreased by \$3,242: amount is submitted by LADWP; **4781** (PLEASANT VALLEY - CAMP) decreased by \$34,000: Due to closing of the campground due to flooding;

4785 (BAKER CREEK - CAMP) decreased by \$2,000: based on prior year actuals and the possibility of closing Baker Creek due to flooding; **4786** (TINNEMAHA - CAMP) increased by \$4,000: based on prior year actuals; **4787** (TABOOSE - CAMP) increased by \$1,000: based on prior year actuals; **4788** (INDEPENDENCE CREEK - CAMP) increased by \$2,000: based on prior year actuals; **4789** (PORTUGUESE JOE - CAMP) increased by \$3,000: based on prior year actuals; **4790** (DIAZ LAKE - CAMP) increased by \$0: based on prior year actuals; **4791** (TECOPA HOT SPRINGS - CAMP) increased by \$5,000: Fees were waived in prior years; **4792** (DAY USE FEES) increased by \$1,000: based on prior year actuals; **4998** (OPERATING TRANSFERS IN) decreased by \$133,500: determined by budget team; **4936** (MISCELLANEOUS SALES) decreased by \$300: firewood sales not expected for this fiscal year.

Personnel

The Department's Requested Budget represents an increase in the number of fulltime equivalent (FTE) positions that are supported by this budget.

There is an increase of .36 FTE from 22/23 budget. Public Works is requesting reclassification of the current Office Technician to an Administrative Analyst.

Services & Supplies

5112 (PERSONAL & SAFETY EQUIPMENT) increased by \$250: due to increase in boot reimbursements due to increase in employees; **5122** (CELL PHONES) increased by \$844: due to increase in employees and additional phones; **5171** (MAINTENANCE OF EQUIPMENT) increased by \$1,000: due to repairs needed for back hoe; **5173** (MAINTENANCE OF EQUIPMENT-MATER) increased by \$4,300: based on prior year actuals; **5182** (MAINTENANCE OF GROUNDS) decreased by \$3,400: based on prior year actuals; **5199** (MAINT OF STRUCTURES-MATERIALS) increased by \$5,200: due to Lone Pine Gazebo repair; **5232** (OFFICE & OTHER EQUIP < \$5,000) increased by \$16,535: based on prior year actuals; **5265** (PROFESSIONAL & SPECIAL SERVICE) decreased by \$76,362: due to tree trimming estimates; **5281** (RENTS & LEASES-EQUIPMENT) increased by \$300: based on prior year actuals; **5291** (OFFICE, SPACE & SITE RENTAL) decreased by \$7,080: based on prior year actuals; **5311** (GENERAL OPERATING EXPENSE) increased by \$48,800: cut was made by budget team after budget meetings. Budget was adjusted at Mid-Year to fix this object code. Current requested budget is based on actuals; **5351** (UTILITIES) decreased by \$4,368: based on prior year actuals.

Support & Care of Persons

(There are no changes in this object category from the previous fiscal year.)

Fixed Assets

5620 (INFRASTRUCTURE) increased by \$60,000: due to the Diaz Vault Toilet project being moved over from the Per Capita Grant budget; **5650** (EQUIPMENT) decreased by \$10,000: no equipment requested.

FISCAL YEAR 2023-2024 REDUCTION IMPACTS TO BASE BUDGET

None

FISCAL YEAR 2023-2024 STATE/FEDERAL FUNDING SUMMARY

Parks and Recreation continues to receive funding from the Department of Recovery and Recycling Department to purchase approximately 10 bear saver recycling/trash bins.

FISCAL YEAR 2023-2024 REGULATORY COMPLIANCE SUMMARY

None

MAJOR POLICY CONSIDERATIONS BEING REQUESTED

None

COUNTY OF INYO

BUD002A - BUDGET REQUESTS

RUNDATE: 06/30/2023 TODAY'S DATE: 08/31/2023

FOR FISCAL YEARS: 07/01/2021 - 06/30/24

	YTD ACTUALS 06/30/2022	BOARD APPROVED 06/30/2023	WORKING BUDGET 06/30/2023	YTD ACTUALS 06/30/2023	DEPT REQUESTED 06/30/2024	CAO RECOMM 06/30/2024	BOARD APPROVED 06/30/2024
BUDGET UNIT: 076999 PARKS & RECREATION							
FUND: 0001 GENERAL FUND							
REVENUES:							
4352 - MILLPOND CONCESSIONS	\$28,950	\$25,000	\$25,000	\$26,562	\$26,000	\$26,000	\$0
RENTS & LEASES	\$28,950	\$25,000	\$25,000	\$26,562	\$26,000	\$26,000	\$0
4312 - LEASES	\$2,109	\$1,968	\$1,968	\$2,098	\$1,968	\$2,100	\$0
REV USE OF MONEY & PROPERTY	\$2,109	\$1,968	\$1,968	\$2,098	\$1,968	\$2,100	\$0
4475 - OFF HIGHWAY VEHICLE	\$597	\$630	\$630	\$613	\$630	\$630	\$0
4498 - STATE GRANTS	\$10,000	\$10,000	\$10,000	\$10,000	\$10,000	\$10,000	\$0
4563 - CONTRIBUTION FROM DWP	\$179,060	\$193,206	\$193,206	\$193,206	\$189,964	\$189,964	\$0
4599 - OTHER AGENCIES	\$8,259	\$0	\$0	\$48	\$0	\$0	\$0
AID FROM OTHER GOVT AGENCIES	\$197,916	\$203,836	\$203,836	\$203,867	\$200,594	\$200,594	\$0
4676 - RESTITUTION	\$0	\$0	\$0	\$300	\$0	\$0	\$0
4747 - INSURANCE PAYMENTS	\$3,132	\$0	\$0	\$0	\$0	\$0	\$0
4781 - PLEASANT VALLEY - CAMP	\$104,585	\$102,000	\$72,000	\$42,841	\$68,000	\$68,000	\$0
4783 - SCHOBBER LANE - CAMP	\$69,568	\$70,000	\$70,000	\$72,859	\$70,000	\$72,000	\$0
4784 - BIG PINE TRIANGLE - CAMP	\$5,135	\$5,000	\$5,000	\$4,915	\$5,000	\$5,000	\$0
4785 - BAKER CREEK - CAMP	\$43,388	\$40,000	\$40,000	\$36,549	\$38,000	\$38,000	\$0
4786 - TINNEMAHA - CAMP	\$24,744	\$23,000	\$23,000	\$27,394	\$27,000	\$27,000	\$0
4787 - TABOOSE - CAMP	\$40,279	\$38,000	\$38,000	\$39,923	\$39,000	\$39,000	\$0
4788 - INDEPENDENCE CREEK - CAMP	\$12,344	\$11,000	\$11,000	\$14,468	\$13,000	\$14,000	\$0
4789 - PORTUGUESE JOE - CAMP	\$24,513	\$20,000	\$20,000	\$24,518	\$23,000	\$24,600	\$0
4790 - DIAZ LAKE - CAMP	\$108,186	\$100,000	\$100,000	\$113,335	\$100,000	\$115,000	\$0
4791 - TECOPA HOT SPRINGS - CAMP	\$0	\$0	\$0	\$0	\$5,000	\$5,000	\$0
4792 - DAY USE FEES	\$2,250	\$2,000	\$2,000	\$2,300	\$3,000	\$3,000	\$0
4819 - SERVICES & FEES	\$1,075	\$1,000	\$1,000	\$825	\$1,000	\$1,000	\$0
CHARGES FOR CURRENT SERVICES	\$439,202	\$412,000	\$382,000	\$380,230	\$392,000	\$411,600	\$0
4998 - OPERATING TRANSFERS IN	\$85,624	\$133,500	\$133,500	\$0	\$0	\$153,800	\$0
OTHER FINANCING SOURCES	\$85,624	\$133,500	\$133,500	\$0	\$0	\$153,800	\$0
4936 - MISCELLANEOUS SALES	\$184	\$300	\$300	\$123	\$0	\$0	\$0

COUNTY OF INYO

BUD002A - BUDGET REQUESTS

RUNDATE: 06/30/2023 TODAY'S DATE: 08/31/2023

FOR FISCAL YEARS: 07/01/2021 - 06/30/24

	YTD ACTUALS 06/30/2022	BOARD APPROVED 06/30/2023	WORKING BUDGET 06/30/2023	YTD ACTUALS 06/30/2023	DEPT REQUESTED 06/30/2024	CAO RECOMM 06/30/2024	BOARD APPROVED 06/30/2024
OTHER REVENUE	\$184	\$300	\$300	\$123	\$0	\$0	\$0
TOTAL REVENUES:	\$753,987	\$776,604	\$746,604	\$612,882	\$620,562	\$794,094	\$0
EXPENSES:							
5001 - SALARIED EMPLOYEES	\$264,338	\$409,553	\$370,000	\$374,927	\$524,040	\$524,040	\$0
5003 - OVERTIME	\$5,970	\$6,300	\$10,000	\$8,651	\$10,000	\$6,300	\$0
5005 - HOLIDAY OVERTIME	\$2,577	\$2,600	\$2,600	\$1,420	\$2,600	\$1,500	\$0
5012 - PART TIME EMPLOYEES	\$48,886	\$65,925	\$65,925	\$34,003	\$63,099	\$63,099	\$0
5021 - RETIREMENT & SOCIAL SECURITY	\$25,854	\$37,332	\$34,000	\$32,204	\$46,260	\$46,260	\$0
5022 - PERS RETIREMENT	\$34,725	\$45,558	\$41,750	\$42,191	\$64,144	\$64,144	\$0
5024 - RETIREMENT-UNFUNDED LIAB	\$33,797	\$38,119	\$38,119	\$38,119	\$40,214	\$40,214	\$0
5031 - MEDICAL INSURANCE	\$43,101	\$116,132	\$85,000	\$57,406	\$122,126	\$122,126	\$0
5032 - DISABILITY INSURANCE	\$3,151	\$5,309	\$5,000	\$3,507	\$5,400	\$5,400	\$0
5043 - OTHER BENEFITS	\$22,272	\$7,220	\$10,000	\$10,938	\$25,567	\$25,567	\$0
SALARIES & BENEFITS	\$484,676	\$734,048	\$662,394	\$603,370	\$903,450	\$898,650	\$0
5112 - PERSONAL & SAFETY EQUIPMENT	\$1,525	\$2,160	\$3,000	\$2,576	\$2,410	\$1,500	\$0
5122 - CELL PHONES	\$2,120	\$3,212	\$3,212	\$2,918	\$4,056	\$4,056	\$0
5171 - MAINTENANCE OF EQUIPMENT	\$644	\$4,500	\$6,197	\$210	\$5,500	\$2,000	\$0
5173 - MAINTENANCE OF EQUIPMENT-MATER	\$4,650	\$5,500	\$11,500	\$10,063	\$9,800	\$5,500	\$0
5182 - MAINTENANCE OF GROUNDS	\$35,939	\$48,500	\$41,014	\$29,033	\$45,100	\$39,000	\$0
5199 - MAINT OF STRUCTURES-MATERIALS	\$4,606	\$5,300	\$18,300	\$15,271	\$10,500	\$5,300	\$0
5232 - OFFICE & OTHER EQUIP < \$5,000	\$18,238	\$20,000	\$16,171	\$11,138	\$36,535	\$30,000	\$0
5263 - ADVERTISING	\$292	\$500	\$650	\$709	\$500	\$500	\$0
5265 - PROFESSIONAL & SPECIAL SERVICE	\$126,912	\$222,077	\$190,674	\$144,413	\$145,715	\$145,717	\$0
5281 - RENTS & LEASES-EQUIPMENT	\$65	\$500	\$1,500	\$665	\$800	\$800	\$0
5291 - OFFICE, SPACE & SITE RENTAL	\$19,694	\$28,080	\$28,080	\$20,014	\$21,000	\$21,000	\$0
5301 - SMALL TOOLS & INSTRUMENTS	\$3,899	\$6,000	\$5,798	\$4,514	\$6,000	\$5,000	\$0
5311 - GENERAL OPERATING EXPENSE	\$101,378	\$62,500	\$112,500	\$111,709	\$111,300	\$111,300	\$0
5326 - LATE FEES & FINANCE CHARGES	\$93	\$0	\$1	\$0	\$0	\$0	\$0
5331 - TRAVEL EXPENSE	\$93	\$1,200	\$1,200	\$34	\$1,200	\$500	\$0
5351 - UTILITIES	\$45,235	\$47,608	\$47,608	\$47,871	\$43,240	\$43,240	\$0
5499 - PRIOR YEAR REFUNDS	\$321	\$0	\$0	\$0	\$0	\$0	\$0
SERVICES & SUPPLIES	\$365,709	\$457,637	\$487,405	\$401,146	\$443,656	\$415,413	\$0
5123 - TECH REFRESH EXPENSE	\$4,956	\$6,102	\$6,102	\$6,102	\$6,417	\$6,417	\$0

COUNTY OF INYO

BUD002A - BUDGET REQUESTS

RUNDATE: 06/30/2023 TODAY'S DATE: 08/31/2023

FOR FISCAL YEARS: 07/01/2021 - 06/30/24

	YTD ACTUALS 06/30/2022	BOARD APPROVED 06/30/2023	WORKING BUDGET 06/30/2023	YTD ACTUALS 06/30/2023	DEPT REQUESTED 06/30/2024	CAO RECOMM 06/30/2024	BOARD APPROVED 06/30/2024
5124 - EXTERNAL CHARGES	\$0	\$500	\$500	\$0	\$0	\$0	\$0
5127 - MOBILE DEVICE MANAGEMENT-INTER	\$76	\$34	\$75	\$92	\$0	\$0	\$0
5128 - INTERNAL SHREDDING CHARGES	\$126	\$136	\$147	\$147	\$136	\$136	\$0
5129 - INTERNAL COPY CHARGES (NON-IS)	\$441	\$1,000	\$1,000	\$527	\$750	\$750	\$0
5152 - WORKERS COMPENSATION	\$7,167	\$6,311	\$6,311	\$6,311	\$11,065	\$11,065	\$0
5155 - PUBLIC LIABILITY INSURANCE	\$108,588	\$97,003	\$97,003	\$97,003	\$124,767	\$124,767	\$0
5333 - MOTOR POOL	\$103,545	\$114,600	\$114,600	\$102,368	\$105,000	\$105,000	\$0
INTERNAL CHARGES	\$224,900	\$225,686	\$225,738	\$212,551	\$248,135	\$248,135	\$0
5539 - OTHER AGENCY CONTRIBUTIONS	\$54,770	\$60,000	\$60,000	\$60,000	\$110,000	\$105,000	\$0
OTHER CHARGES	\$54,770	\$60,000	\$60,000	\$60,000	\$110,000	\$105,000	\$0
5620 - INFRASTRUCTURE	\$0	\$0	\$0	\$0	\$60,000	\$60,000	\$0
5640 - STRUCTURES & IMPROVEMENTS	\$0	\$0	\$76,310	\$16,310	\$0	\$0	\$0
5650 - EQUIPMENT	\$0	\$10,000	\$109,373	\$104,688	\$0	\$0	\$0
5700 - CONSTRUCTION IN PROGRESS	\$85,624	\$0	\$0	\$0	\$0	\$0	\$0
FIXED ASSETS	\$85,624	\$10,000	\$185,683	\$120,998	\$60,000	\$60,000	\$0
TOTAL EXPENSES:	\$1,215,680	\$1,487,371	\$1,621,220	\$1,398,067	\$1,765,241	\$1,727,198	\$0
BUDGET UNIT: 076999 PARKS & RECREATION	(\$461,693)	(\$710,767)	(\$874,616)	(\$785,184)	(\$1,144,679)	(\$933,104)	\$0

COUNTY OF INYO

BUD002A - BUDGET REQUESTS

RUNDATE: 06/30/2023 TODAY'S DATE: 08/31/2023

FOR FISCAL YEARS: 07/01/2021 - 06/30/24

	YTD ACTUALS 06/30/2022	BOARD APPROVED 06/30/2023	WORKING BUDGET 06/30/2023	YTD ACTUALS 06/30/2023	DEPT REQUESTED 06/30/2024	CAO RECOMM 06/30/2024	BOARD APPROVED 06/30/2024
BUDGET UNIT: 506907 PARKS REHAB & DEVELOPMENT TRST							
FUND: 5586 PARKS REHAB & DEVELOPMENT TRST							
REVENUES:							
4301 - INTEREST FROM TREASURY	\$488	\$0	\$0	\$1,640	\$0	\$0	\$0
REV USE OF MONEY & PROPERTY	\$488	\$0	\$0	\$1,640	\$0	\$0	\$0
4998 - OPERATING TRANSFERS IN	\$0	\$0	\$0	\$0	\$0	\$70,880	\$0
OTHER FINANCING SOURCES	\$0	\$0	\$0	\$0	\$0	\$70,880	\$0
TOTAL REVENUES:	<u>\$488</u>	<u>\$0</u>	<u>\$0</u>	<u>\$1,640</u>	<u>\$0</u>	<u>\$70,880</u>	<u>\$0</u>
EXPENSES:							
TOTAL EXPENSES:	<u>\$0</u>	<u>\$0</u>	<u>\$0</u>	<u>\$0</u>	<u>\$0</u>	<u>\$0</u>	<u>\$0</u>
BUDGET UNIT: 506907 PARKS REHAB & DEVELOPMENT TRST	\$488	\$0	\$0	\$1,640	\$0	\$70,880	\$0

COUNTY OF INYO

BUD002A - BUDGET REQUESTS

RUNDATE: 06/30/2023 TODAY'S DATE: 08/31/2023

FOR FISCAL YEARS: 07/01/2021 - 06/30/24

	YTD ACTUALS 06/30/2022	BOARD APPROVED 06/30/2023	WORKING BUDGET 06/30/2023	YTD ACTUALS 06/30/2023	DEPT REQUESTED 06/30/2024	CAO RECOMM 06/30/2024	BOARD APPROVED 06/30/2024
BUDGET UNIT: 670200 PER CAPITA GRANT-PROP 68							
FUND: 6601 COUNTY PARKS 1984 IMPROVEMENT							
REVENUES:							
4498 - STATE GRANTS	\$0	\$400,000	\$400,000	\$0	\$0	\$0	\$0
AID FROM OTHER GOVT AGENCIES	\$0	\$400,000	\$400,000	\$0	\$0	\$0	\$0
TOTAL REVENUES:	\$0	\$400,000	\$400,000	\$0	\$0	\$0	\$0
EXPENSES:							
5195 - MAINTENANCE - LAWS MUSEUM	\$0	\$90,000	\$90,000	\$0	\$0	\$0	\$0
SERVICES & SUPPLIES	\$0	\$90,000	\$90,000	\$0	\$0	\$0	\$0
5620 - INFRASTRUCTURE	\$0	\$49,000	\$40,880	\$0	\$0	\$0	\$0
5630 - LAND IMPROVEMENTS	\$0	\$401,000	\$409,120	\$409,120	\$0	\$0	\$0
FIXED ASSETS	\$0	\$450,000	\$450,000	\$409,120	\$0	\$0	\$0
5801 - OPERATING TRANSFERS OUT	\$0	\$0	\$0	\$0	\$0	\$130,888	\$0
OTHER FINANCING USES	\$0	\$0	\$0	\$0	\$0	\$130,888	\$0
TOTAL EXPENSES:	\$0	\$540,000	\$540,000	\$409,120	\$0	\$130,888	\$0
BUDGET UNIT: 670200 PER CAPITA GRANT-PROP 68	\$0	(\$140,000)	(\$140,000)	(\$409,120)	\$0	(\$130,888)	\$0

RECYCLING & WASTE MGMT

045700

DEPARTMENTAL FUNCTIONS

The County's solid waste disposal facilities and transfer stations are operated and maintained through Recycling and Waste Management (RWM). This unit finances the management of three landfills and eight transfer stations. It also provides for the continuing maintenance of three inactive landfills. Additionally, RWM staff provides oversight of state mandated waste diversion and recycling programs. The unit is managed by the Public Works Department.

MAJOR ACCOMPLISHMENTS IN FISCAL YEAR 2022-2023

- Crushed 19,000 lbs of concrete at the Bishop Landfill
- Updated and installed new methane gas extraction well
- Purchased MadVac Litter Vacuum
- Promoted an Operations Foreman
- Completed Lone Pine Landfill Solar Project

GOALS FOR FISCAL YEAR 2023-2024

- Update Fee Schedule
- Construct mechanic shop and office at Bishop Landfill
- Design and identify area for future septage pond in South County
- Complete Household Hazardous Waste concrete pad and shade structure at Bishop Landfill
- Construct shade structure for E-waste drop off and processing area

DEPARTMENTAL BUDGET REQUEST FOR FISCAL YEAR 2023-2024

The Department's Fiscal Year 2023-2024 Requested Budget represents an overall increase of \$869,246 in expenditures, and an increase of \$74,665 in revenues, when compared to the Fiscal Year 2022-2023 Board Approved Budget. As a result, the Requested Net County Cost is increased by \$794,581.

Personnel Costs increased by \$184,845 compared to the Fiscal Year 2022-2023 Board Approved Budget, due to a 4% COLA in the negotiated and approved MOU in addition to requesting to increase our authorized strength by .94 FTE. Public Works is requesting to add a South County Lead Operator. Also added in this budget is a request to reclassify the current Office Technician to an Administrative Analyst.

Revenues

4301 (INTEREST FROM TREASURY) increased by \$10,000: based on prior year actuals; **4499** (STATE OTHER) decreased by \$20,000: amount expected this year; **4735** (SW FEES - BISHOP - SUNLAND) increased by \$10,000: based on prior year actuals; **4737** (SW FEES - INDEPENDENCE) decreased by \$1,000: based on prior year actuals; **4738** (SW FEES - LONE PINE) increased by \$2,000: based on prior year actuals;

4751 (SEPTAGE POND FEES) increased by \$2,000: based on prior year actuals; **4819** (SERVICES & FEES) increased by \$10,000: based on prior year actuals; **4828** (INTERNAL SHREDDING REVENUE) increased by \$1,665: increase in new contract; **4998** (OPERATING TRANSFERS IN) increased by \$60,000: based on purchases.

Personnel

The Department's Requested Budget represents an increase in the number of fulltime equivalent (FTE) positions that are supported by this budget.

There is an increase of .94 FTE from 22/23 budget. In this budget, Recycling and Waste Management is requesting to reclassify the current Office Technician to an Administrative Analyst as well as requesting to add a Lead Equipment Operator for our South County locations.

Services & Supplies

5171 (MAINTENANCE OF EQUIPMENT) decreased by \$500: based on prior year actuals; **5173** (MAINTENANCE OF EQUIPMENT-MATER) decreased by \$500: based on prior year actuals; **5175** (MAINTENANCE - FUEL & LUBRICANT) decreased by \$9,000: fuel prices should decrease this year; **5177** (MAINTENANCE OF COMPUTER SYSTEM) increased by \$480: camera support needed to install cameras at Bishop landfill; **5199** (MAINT OF STRUCTURES-MATERIALS) decreased by \$1,500: based on need; **5232** (OFFICE & OTHER EQUIP < \$5,000) increased by \$2,500: for purchase of gas air compressor and trash pump; **5263** (ADVERTISING) increased by \$200: advertising for Tire Amnesty Events; **5265** (PROFESSIONAL & SPECIAL SERVICE) increased by \$94,041: CPI increases for contracts; **5281** (RENTS & LEASES-EQUIPMENT) decreased by \$70,422: no concrete crushing this year; **5291** (OFFICE, SPACE & SITE RENTAL) increased by \$4,380: sublease payments due to LADWP added recently; **5301** (SMALL TOOLS & INSTRUMENTS) increased by \$1,000: purchase of winch/toolbox; **5311** (GENERAL OPERATING EXPENSE) decreased by \$1,700: based on prior year actuals; **5322** (NON OPERATING) increased by \$5,000: based on estimated deposits; **5331** (TRAVEL EXPENSE) increased by \$10,000: truck driving Class A school; **5351** (UTILITIES) increased by \$4,572: the addition of Dedicated Internet Access for Bishop Landfill.

Support & Care of Persons

(There are no changes in this object category from the previous fiscal year.)

Fixed Assets

5600 (LAND) increased by \$78,000: per County Counsel; **5620** (INFRASTRUCTURE) increased by \$385,000: addition of mechanic shop; **5650** (EQUIPMENT) increased by \$70,000: purchase of wheel loader; **5655** (VEHICLES) increased by \$30,000: purchase of landfill truck.

FISCAL YEAR 2023-2024 REDUCTION IMPACTS TO BASE BUDGET

None

FISCAL YEAR 2023-2024 STATE/FEDERAL FUNDING SUMMARY

The State Used Oil Grant program awarded \$15,000 to help the County provide free waste oil disposal and recycling at each of the manned facilities in Inyo County, this funding appears to be steady and consistent.

The Tire Amnesty Grant program awarded \$20,000 to help the County provide free tire disposal and combat against illegal dumping.

The Hazardous Household Waste program awarded \$40,000 for the collection and removal of inventoried items received during events. Also, the addition of concrete slabs with shade structures at the Bishop Sunland Landfill.

FISCAL YEAR 2023-2024 REGULATORY COMPLIANCE SUMMARY

Recycling and Waste Management currently reports to six (6) separate regulatory agencies. The six agencies are: CalRecycle, Lahontan Regional Water Quality Board, Great Basin Air Pollution Control Board, the Board of Equalization, Local Enforcement Agency and Department of Toxic Substance Control (DTSC).

- o CalRecycle tracks how much waste we bury in the landfill, tracks diversion, issues solid waste facility permits and implements state and federal laws regarding disposal of solid waste.

- o Board of Equalization collects the California Recycling and Waste Management Fee of \$1.40 for every ton of waste buried in County Landfills; this cost is expected to be \$35,000 in FY 2023-2024.

- o The Lahontan Regional Water Quality Board regulates the ground water effects from the landfills. The RWM program is required to pay \$82,000 to the Lahontan Regional Water Quality Board.

- o Great Basin Air Pollution Control District regulates the dust, diesel and other emissions that come from the landfills. The RWM program pays \$2,000 to the Great Basin Air Pollution Control District each year.

- o The Local Enforcement Agency performs monthly inspections of the landfills and transfer stations and reports their findings to CalRecycle. RWM pays \$18,500 in annual inspections fees to the Inyo County Environmental Health office to provide Local Enforcement Agency inspections.

MAJOR POLICY CONSIDERATIONS BEING REQUESTED

None

COUNTY OF INYO

BUD002A - BUDGET REQUESTS

RUNDATE: 06/30/2023 TODAY'S DATE: 08/31/2023

FOR FISCAL YEARS: 07/01/2021 - 06/30/24

	YTD ACTUALS 06/30/2022	BOARD APPROVED 06/30/2023	WORKING BUDGET 06/30/2023	YTD ACTUALS 06/30/2023	DEPT REQUESTED 06/30/2024	CAO RECOMM 06/30/2024	BOARD APPROVED 06/30/2024
BUDGET UNIT: 045700 RECYCLING & WASTE MGMT							
FUND: 0020 RECYCLING & WASTE MGMT							
REVENUES:							
4085 - TRANSACTION & USE TAX	\$1,964,118	\$1,600,000	\$1,600,000	\$1,664,629	\$1,600,000	\$1,600,000	\$0
TAXES - SALES	\$1,964,118	\$1,600,000	\$1,600,000	\$1,664,629	\$1,600,000	\$1,600,000	\$0
4185 - COMMERCIAL TRASH COLLECT PRMT	\$532,753	\$500,000	\$500,000	\$549,817	\$500,000	\$500,000	\$0
LICENSES & PERMITS	\$532,753	\$500,000	\$500,000	\$549,817	\$500,000	\$500,000	\$0
4301 - INTEREST FROM TREASURY	\$11,175	\$10,000	\$10,000	\$38,226	\$20,000	\$20,000	\$0
4311 - RENTS	\$4,055	\$4,380	\$4,380	\$4,380	\$4,380	\$4,380	\$0
REV USE OF MONEY & PROPERTY	\$15,230	\$14,380	\$14,380	\$42,606	\$24,380	\$24,380	\$0
4499 - STATE OTHER	\$16,591	\$75,000	\$75,000	\$38,285	\$55,000	\$55,000	\$0
AID FROM OTHER GOVT AGENCIES	\$16,591	\$75,000	\$75,000	\$38,285	\$55,000	\$55,000	\$0
4728 - SOLID WASTE FEES	\$1,173,352	\$1,200,000	\$1,200,000	\$1,171,410	\$1,200,000	\$1,200,000	\$0
4735 - SW FEES - BISHOP - SUNLAND	\$247,281	\$230,000	\$230,000	\$256,487	\$240,000	\$240,000	\$0
4736 - SW FEES - BIG PINE TRANSFER	\$9,964	\$10,000	\$10,000	\$9,514	\$10,000	\$10,000	\$0
4737 - SW FEES - INDEPENDENCE	\$11,340	\$12,000	\$12,000	\$11,471	\$11,000	\$11,000	\$0
4738 - SW FEES - LONE PINE	\$38,875	\$40,000	\$40,000	\$46,857	\$42,000	\$42,000	\$0
4751 - SEPTAGE POND FEES	\$60,645	\$50,000	\$50,000	\$57,135	\$52,000	\$52,000	\$0
4819 - SERVICES & FEES	\$36,703	\$30,000	\$30,000	\$41,795	\$40,000	\$40,000	\$0
4828 - INTERNAL SHREDDING REVENUE	\$18,387	\$22,992	\$22,992	\$24,657	\$24,657	\$24,657	\$0
CHARGES FOR CURRENT SERVICES	\$1,596,548	\$1,594,992	\$1,594,992	\$1,619,327	\$1,619,657	\$1,619,657	\$0
4998 - OPERATING TRANSFERS IN	\$784,730	\$327,000	\$605,000	\$99,231	\$387,000	\$387,000	\$0
OTHER FINANCING SOURCES	\$784,730	\$327,000	\$605,000	\$99,231	\$387,000	\$387,000	\$0
4911 - SALES OF FIXED ASSETS	\$40,125	\$20,000	\$20,000	\$0	\$20,000	\$20,000	\$0
4961 - REIMBURSED EXPENSES	\$0	\$0	\$0	\$11,250	\$0	\$0	\$0
4999 - PRIOR YEARS REIMBURSEMENTS	\$65	\$0	\$0	\$0	\$0	\$0	\$0
OTHER REVENUE	\$40,190	\$20,000	\$20,000	\$11,250	\$20,000	\$20,000	\$0
TOTAL REVENUES:	\$4,950,162	\$4,131,372	\$4,409,372	\$4,025,149	\$4,206,037	\$4,206,037	\$0

EXPENSES:

COUNTY OF INYO

BUD002A - BUDGET REQUESTS

RUNDATE: 06/30/2023 TODAY'S DATE: 08/31/2023

FOR FISCAL YEARS: 07/01/2021 - 06/30/24

	YTD ACTUALS 06/30/2022	BOARD APPROVED 06/30/2023	WORKING BUDGET 06/30/2023	YTD ACTUALS 06/30/2023	DEPT REQUESTED 06/30/2024	CAO RECOMM 06/30/2024	BOARD APPROVED 06/30/2024
5001 - SALARIED EMPLOYEES	\$760,694	\$950,352	\$870,601	\$862,573	\$1,058,994	\$1,058,994	\$0
5003 - OVERTIME	\$10,887	\$13,000	\$18,000	\$16,030	\$18,000	\$18,000	\$0
5005 - HOLIDAY OVERTIME	\$3,669	\$5,000	\$5,000	\$3,490	\$5,000	\$5,000	\$0
5021 - RETIREMENT & SOCIAL SECURITY	\$58,775	\$74,278	\$74,278	\$65,708	\$82,819	\$82,819	\$0
5022 - PERS RETIREMENT	\$90,403	\$109,257	\$109,257	\$101,021	\$132,899	\$132,899	\$0
5024 - RETIREMENT-UNFUNDED LIAB	\$141,711	\$159,835	\$159,835	\$159,835	\$168,620	\$168,620	\$0
5025 - RETIREE HEALTH BENEFITS	\$73,784	\$77,397	\$77,397	\$69,179	\$72,057	\$72,057	\$0
5031 - MEDICAL INSURANCE	\$152,752	\$211,792	\$181,792	\$190,228	\$248,224	\$248,224	\$0
5032 - DISABILITY INSURANCE	\$8,504	\$10,554	\$10,554	\$8,098	\$9,656	\$9,656	\$0
5043 - OTHER BENEFITS	\$19,317	\$14,440	\$14,440	\$12,958	\$14,481	\$14,481	\$0
SALARIES & BENEFITS	\$1,320,499	\$1,625,905	\$1,521,154	\$1,489,124	\$1,810,750	\$1,810,750	\$0
5112 - PERSONAL & SAFETY EQUIPMENT	\$2,085	\$2,150	\$2,150	\$1,165	\$2,150	\$2,150	\$0
5122 - CELL PHONES	\$917	\$960	\$1,550	\$1,618	\$960	\$960	\$0
5158 - INSURANCE PREMIUM	\$28,396	\$30,000	\$28,396	\$28,396	\$30,000	\$30,000	\$0
5171 - MAINTENANCE OF EQUIPMENT	\$13,437	\$12,500	\$12,500	\$9,800	\$12,000	\$12,000	\$0
5173 - MAINTENANCE OF EQUIPMENT-MATER	\$60,826	\$78,500	\$73,509	\$69,142	\$78,000	\$78,000	\$0
5175 - MAINTENANCE - FUEL & LUBRICANT	\$141,732	\$150,000	\$150,000	\$144,595	\$141,000	\$141,000	\$0
5177 - MAINTENANCE OF COMPUTER SYSTEM	\$5,331	\$7,120	\$5,620	\$5,608	\$7,600	\$7,600	\$0
5182 - MAINTENANCE OF GROUNDS	\$40	\$5,000	\$4,200	\$1,043	\$5,000	\$5,000	\$0
5199 - MAINT OF STRUCTURES-MATERIALS	\$416	\$7,500	\$4,910	\$1,579	\$6,000	\$6,000	\$0
5232 - OFFICE & OTHER EQUIP < \$5,000	\$12,126	\$10,000	\$12,000	\$10,384	\$12,500	\$12,500	\$0
5260 - HEALTH - EMPLOYEE PHYSICALS	\$0	\$1,250	\$1,450	\$1,413	\$1,250	\$1,250	\$0
5263 - ADVERTISING	\$1,023	\$2,000	\$2,000	\$1,290	\$2,200	\$2,200	\$0
5265 - PROFESSIONAL & SPECIAL SERVICE	\$881,354	\$871,472	\$1,075,862	\$1,088,679	\$965,513	\$965,513	\$0
5273 - SETTLEMENTS	\$654,460	\$0	\$800,000	\$0	\$0	\$0	\$0
5281 - RENTS & LEASES-EQUIPMENT	\$450	\$70,950	\$82,000	\$81,774	\$528	\$528	\$0
5291 - OFFICE, SPACE & SITE RENTAL	\$35,417	\$35,921	\$64,151	\$63,887	\$40,301	\$40,301	\$0
5301 - SMALL TOOLS & INSTRUMENTS	\$131	\$5,600	\$3,248	\$1,486	\$6,600	\$6,600	\$0
5311 - GENERAL OPERATING EXPENSE	\$163,310	\$159,700	\$160,000	\$155,773	\$158,000	\$158,000	\$0
5322 - NON OPERATING	\$124,644	\$145,000	\$145,000	\$124,644	\$150,000	\$150,000	\$0
5326 - LATE FEES & FINANCE CHARGES	\$277	\$0	\$145	\$145	\$0	\$0	\$0
5331 - TRAVEL EXPENSE	\$15,518	\$4,000	\$4,000	\$0	\$14,000	\$14,000	\$0
5351 - UTILITIES	\$11,322	\$11,952	\$11,952	\$11,310	\$16,524	\$16,524	\$0
SERVICES & SUPPLIES	\$2,153,149	\$1,611,575	\$2,644,643	\$1,803,737	\$1,650,126	\$1,650,126	\$0

COUNTY OF INYO

BUD002A - BUDGET REQUESTS

RUNDATE: 06/30/2023 TODAY'S DATE: 08/31/2023

FOR FISCAL YEARS: 07/01/2021 - 06/30/24

	YTD ACTUALS 06/30/2022	BOARD APPROVED 06/30/2023	WORKING BUDGET 06/30/2023	YTD ACTUALS 06/30/2023	DEPT REQUESTED 06/30/2024	CAO RECOMM 06/30/2024	BOARD APPROVED 06/30/2024
5123 - TECH REFRESH EXPENSE	\$6,783	\$7,614	\$7,614	\$7,614	\$7,837	\$7,837	\$0
5124 - EXTERNAL CHARGES	\$162,807	\$217,408	\$217,408	\$97,975	\$217,408	\$217,408	\$0
5127 - MOBILE DEVICE MANAGEMENT-INTER	\$0	\$0	\$50	\$16	\$0	\$0	\$0
5128 - INTERNAL SHREDDING CHARGES	\$126	\$136	\$147	\$147	\$136	\$136	\$0
5129 - INTERNAL COPY CHARGES (NON-IS)	\$1,919	\$2,500	\$2,500	\$1,751	\$2,500	\$2,500	\$0
5152 - WORKERS COMPENSATION	\$17,273	\$18,287	\$18,287	\$18,287	\$31,728	\$31,728	\$0
5155 - PUBLIC LIABILITY INSURANCE	\$17,915	\$24,087	\$24,087	\$24,087	\$42,562	\$42,562	\$0
5315 - COUNTY COST PLAN	\$105,519	\$98,831	\$98,831	\$98,831	\$149,542	\$149,542	\$0
5333 - MOTOR POOL	\$7,718	\$0	\$0	\$0	\$0	\$0	\$0
INTERNAL CHARGES	\$320,062	\$368,863	\$368,924	\$248,709	\$451,713	\$451,713	\$0
5561 - PRINCIPAL ON NOTES PAYABLE	\$206,681	\$100,426	\$100,426	\$100,425	\$103,884	\$103,884	\$0
DEBT SERVICE PRINCIPAL	\$206,681	\$100,426	\$100,426	\$100,425	\$103,884	\$103,884	\$0
5553 - INTEREST ON NOTES	\$12,744	\$6,577	\$6,577	\$6,576	\$3,119	\$3,119	\$0
DEBT SERVICE INTEREST	\$12,744	\$6,577	\$6,577	\$6,576	\$3,119	\$3,119	\$0
5600 - LAND	\$0	\$522,000	\$0	\$0	\$600,000	\$600,000	\$0
5620 - INFRASTRUCTURE	\$0	\$50,000	\$48,500	\$48,239	\$435,000	\$435,000	\$0
5650 - EQUIPMENT	\$272,269	\$275,000	\$269,000	\$31,726	\$345,000	\$345,000	\$0
5655 - VEHICLES	\$4,458	\$45,000	\$73,505	\$70,474	\$75,000	\$75,000	\$0
FIXED ASSETS	\$276,727	\$892,000	\$391,005	\$150,441	\$1,455,000	\$1,455,000	\$0
5801 - OPERATING TRANSFERS OUT	\$761,125	\$300,000	\$300,000	\$300,000	\$300,000	\$300,000	\$0
OTHER FINANCING USES	\$761,125	\$300,000	\$300,000	\$300,000	\$300,000	\$300,000	\$0
TOTAL EXPENSES:	\$5,050,990	\$4,905,346	\$5,332,729	\$4,099,015	\$5,774,592	\$5,774,592	\$0
BUDGET UNIT: 045700 RECYCLING & WASTE MGMT	(\$100,828)	(\$773,974)	(\$923,357)	(\$73,866)	(\$1,568,555)	(\$1,568,555)	\$0

RECYCLING & WASTE CAPITAL IMPR 045701

DEPARTMENTAL FUNCTIONS

In 2020, staff set out to develop a better way to plan for the replacement and financing of equipment.

Conventional replacement procedures depended on annual budgetary means to replace equipment and didn't necessarily leave funding for emergency break downs. As such, planning was restricted to an annual basis. This fund enables our department to buy equipment out right which eliminates interest charges.

MAJOR ACCOMPLISHMENTS IN FISCAL YEAR 2022-2023

- Purchased a work truck for Foreman
- Purchased a car for office staff and traveling
- Purchased a work truck from the Agriculture Department for outside staff

GOALS FOR FISCAL YEAR 2023-2024

- Purchase a new wheel loader
- Purchase a new truck for outside staff

DEPARTMENTAL BUDGET REQUEST FOR FISCAL YEAR 2023-2024

The Department's Fiscal Year 2023-2024 Requested Budget represents an overall increase of \$60,000 in expenditures, and an increase of \$0 in revenues, when compared to the Fiscal Year 2022-2023 Board Approved Budget. As a result, the Requested Net County Cost is increased by \$60,000.

Personnel Costs did not change compared to the Fiscal Year 2022-2023 Board Approved Budget.

Revenues

(There are no changes in this object category from the previous fiscal year.)

Personnel

The Department's Requested Budget represents no change in the number of fulltime equivalent (FTE) positions that are supported by this budget.

There are no FTE's budgeted

Services & Supplies

(There are no changes in this object category from the previous fiscal year.)

Support & Care of Persons

(There are no changes in this object category from the previous fiscal year.)

Fixed Assets

(There are no changes in this object category from the previous fiscal year.)

FISCAL YEAR 2023-2024 REDUCTION IMPACTS TO BASE BUDGET

N/A

FISCAL YEAR 2023-2024 STATE/FEDERAL FUNDING SUMMARY

N/A

FISCAL YEAR 2023-2024 REGULATORY COMPLIANCE SUMMARY

N/A

MAJOR POLICY CONSIDERATIONS BEING REQUESTED

N/A

COUNTY OF INYO

BUD002A - BUDGET REQUESTS

RUNDATE: 06/30/2023 TODAY'S DATE: 08/31/2023

FOR FISCAL YEARS: 07/01/2021 - 06/30/24

	YTD ACTUALS 06/30/2022	BOARD APPROVED 06/30/2023	WORKING BUDGET 06/30/2023	YTD ACTUALS 06/30/2023	DEPT REQUESTED 06/30/2024	CAO RECOMM 06/30/2024	BOARD APPROVED 06/30/2024
BUDGET UNIT: 045701 RECYCLING & WASTE CAPITAL IMPR							
FUND: 0033 RECYCLING & WASTE MGMT CAPITAL							
REVENUES:							
4301 - INTEREST FROM TREASURY	\$959	\$0	\$0	\$6,670	\$0	\$0	\$0
REV USE OF MONEY & PROPERTY	\$959	\$0	\$0	\$6,670	\$0	\$0	\$0
4998 - OPERATING TRANSFERS IN	\$761,125	\$300,000	\$300,000	\$300,000	\$300,000	\$300,000	\$0
OTHER FINANCING SOURCES	\$761,125	\$300,000	\$300,000	\$300,000	\$300,000	\$300,000	\$0
TOTAL REVENUES:	<u>\$762,084</u>	<u>\$300,000</u>	<u>\$300,000</u>	<u>\$306,670</u>	<u>\$300,000</u>	<u>\$300,000</u>	<u>\$0</u>
EXPENSES:							
5801 - OPERATING TRANSFERS OUT	\$272,270	\$327,000	\$327,000	\$99,231	\$387,000	\$387,000	\$0
OTHER FINANCING USES	\$272,270	\$327,000	\$327,000	\$99,231	\$387,000	\$387,000	\$0
TOTAL EXPENSES:	<u>\$272,270</u>	<u>\$327,000</u>	<u>\$327,000</u>	<u>\$99,231</u>	<u>\$387,000</u>	<u>\$387,000</u>	<u>\$0</u>
BUDGET UNIT: 045701 RECYCLING & WASTE CAPITAL IMPR	\$489,814	(\$27,000)	(\$27,000)	\$207,439	(\$87,000)	(\$87,000)	\$0

SHOSHONE AIRPORT - SPECIAL 150800

DEPARTMENTAL FUNCTIONS

This budget houses funds from the annual grant provided by the California Department of Transportation (Aviation Division). This funding is discretionary and is intended for operations and maintenance at General Aviation Airports.

MAJOR ACCOMPLISHMENTS IN FISCAL YEAR 2022-2023

- Maintained the airport at its current level.

GOALS FOR FISCAL YEAR 2023-2024

- Maintain and operate the airport.
- Upgrade the pilot controlled lighting system.

DEPARTMENTAL BUDGET REQUEST FOR FISCAL YEAR 2023-2024

The Department's Fiscal Year 2023-2024 Requested Budget represents an overall decrease of \$100 in expenditures, and an increase of \$250 in revenues, when compared to the Fiscal Year 2022-2023 Board Approved Budget. As a result, the Requested Net County Cost is decreased by \$350.

Personnel Costs increased by \$7 compared to the Fiscal Year 2022-2023 Board Approved Budget, due to the standard annual increase in unfunded liability costs.

Revenues

4301 (INTEREST FROM TREASURY) increased by \$250: Based on estimates.

Personnel

The Department's Requested Budget represents no change in the number of fulltime equivalent (FTE) positions that are supported by this budget.

No FTE's included in this budget.

Services & Supplies

5173 (MAINTENANCE OF EQUIPMENT-MATER) increased by \$4,500: Airports will purchase the equipment to upgrade the lighting system and County forces will install; **5265** (PROFESSIONAL & SPECIAL SERVICE) decreased by \$4,909: Last year Airports intended to hire a contractor to repair the lighting control system, but the issue has been diagnosed and the work will be performed by County forces; **5311** (GENERAL OPERATING EXPENSE) decreased by \$1,204: Increased to cover Road Department costs for airport maintenance.

Support & Care of Persons

(There are no changes in this object category from the previous fiscal year.)

Fixed Assets

(There are no changes in this object category from the previous fiscal year.)

FISCAL YEAR 2023-2024 REDUCTION IMPACTS TO BASE BUDGET

N/A

FISCAL YEAR 2023-2024 STATE/FEDERAL FUNDING SUMMARY

State Division of Aeronautics annual grant for \$10,000. This revenue is received every year. Although the timing of the grant issuance varies each year, the funding is stable.

FISCAL YEAR 2023-2024 REGULATORY COMPLIANCE SUMMARY

N/A

MAJOR POLICY CONSIDERATIONS BEING REQUESTED

N/A

COUNTY OF INYO

BUD002A - BUDGET REQUESTS

RUNDATE: 06/30/2023 TODAY'S DATE: 08/31/2023

FOR FISCAL YEARS: 07/01/2021 - 06/30/24

	YTD ACTUALS 06/30/2022	BOARD APPROVED 06/30/2023	WORKING BUDGET 06/30/2023	YTD ACTUALS 06/30/2023	DEPT REQUESTED 06/30/2024	CAO RECOMM 06/30/2024	BOARD APPROVED 06/30/2024
BUDGET UNIT: 150800 SHOSHONE AIRPORT - SPECIAL							
FUND: 1508 SHOSHONE AIRPORT SPEC AVIATION							
REVENUES:							
4301 - INTEREST FROM TREASURY	\$155	\$100	\$100	\$619	\$350	\$350	\$0
REV USE OF MONEY & PROPERTY	\$155	\$100	\$100	\$619	\$350	\$350	\$0
4401 - STATE AID FOR AVIATION	\$10,000	\$10,000	\$10,000	\$10,000	\$10,000	\$10,000	\$0
AID FROM OTHER GOVT AGENCIES	\$10,000	\$10,000	\$10,000	\$10,000	\$10,000	\$10,000	\$0
TOTAL REVENUES:	<u>\$10,155</u>	<u>\$10,100</u>	<u>\$10,100</u>	<u>\$10,619</u>	<u>\$10,350</u>	<u>\$10,350</u>	<u>\$0</u>
EXPENSES:							
5024 - RETIREMENT-UNFUNDED LIAB	\$119	\$134	\$134	\$134	\$141	\$141	\$0
SALARIES & BENEFITS	\$119	\$134	\$134	\$134	\$141	\$141	\$0
5153 - FIRE & CASUALTY INSURANCE	\$356	\$500	\$500	\$391	\$500	\$500	\$0
5173 - MAINTENANCE OF EQUIPMENT-MATER	\$0	\$0	\$0	\$0	\$4,500	\$4,500	\$0
5265 - PROFESSIONAL & SPECIAL SERVICE	\$0	\$4,909	\$4,909	\$0	\$0	\$0	\$0
5311 - GENERAL OPERATING EXPENSE	\$0	\$2,204	\$2,204	\$0	\$1,000	\$1,000	\$0
5326 - LATE FEES & FINANCE CHARGES	\$0	\$0	\$0	\$0	\$0	\$0	\$0
5351 - UTILITIES	\$144	\$500	\$500	\$62	\$500	\$500	\$0
SERVICES & SUPPLIES	\$501	\$8,113	\$8,113	\$454	\$6,500	\$6,500	\$0
5124 - EXTERNAL CHARGES	\$758	\$1,853	\$1,853	\$400	\$3,359	\$3,359	\$0
5315 - COUNTY COST PLAN	\$728	\$0	\$0	\$0	\$0	\$0	\$0
INTERNAL CHARGES	\$1,486	\$1,853	\$1,853	\$400	\$3,359	\$3,359	\$0
5799 - DEPRECIATION	\$2,081	\$0	\$0	\$0	\$0	\$0	\$0
DEPRECIATION	\$2,081	\$0	\$0	\$0	\$0	\$0	\$0
TOTAL EXPENSES:	<u>\$4,188</u>	<u>\$10,100</u>	<u>\$10,100</u>	<u>\$988</u>	<u>\$10,000</u>	<u>\$10,000</u>	<u>\$0</u>
BUDGET UNIT: 150800 SHOSHONE AIRPORT - SPECIAL	\$5,966	\$0	\$0	\$9,631	\$350	\$350	\$0

TECOPA LAGOON PHASE 2

643111

DEPARTMENTAL FUNCTIONS

This budget unit was established to provide for the repair of the Tecopa Park Sewage Lagoon. This construction project was funded from the Resources Bond Act Per Capita State Grant Program (Proposition 40) in the amount of \$1,040,245. Although the project has been completed, this budget unit (and funding that has not been disbursed) is being kept active pending the resolution of the outstanding contractor issues.

MAJOR ACCOMPLISHMENTS IN FISCAL YEAR 2022-2023

- Negotiated with BLM and Lahontan Water Board to obtain a permit. This work is on-going.

GOALS FOR FISCAL YEAR 2023-2024

- Work with the Amargosa Conservancy to identify the protected plant species within the work area.
- Work with Lahontan Regional Water Quality Control Board and Water Quality Specialists to obtain a permit to construct.
- Work with the Landlord, the Bureau of Land Management, to obtain a permit to construct the project.
- Obtain bids from electrical contractors local to the Tecopa area to extend the power to the aerator blower location.
- Order and take delivery of the aerator components. Install the components and commission the system.

DEPARTMENTAL BUDGET REQUEST FOR FISCAL YEAR 2023-2024

The Department's Fiscal Year 2023-2024 Requested Budget represents an overall decrease of \$49,735 in expenditures, and an increase of \$0 in revenues, when compared to the Fiscal Year 2022-2023 Board Approved Budget. As a result, the Requested Net County Cost is decreased by \$49,735.

Personnel Costs did not change compared to the Fiscal Year 2022-2023 Board Approved Budget.

Revenues

(There are no changes in this object category from the previous fiscal year.)

Personnel

The Department's Requested Budget represents no change in the number of fulltime equivalent (FTE) positions that are supported by this budget.

There are no FTE's in this budget.

Services & Supplies

(There are no changes in this object category from the previous fiscal year.)

Support & Care of Persons

(There are no changes in this object category from the previous fiscal year.)

Fixed Assets

5700 (CONSTRUCTION IN PROGRESS) decreased by \$49,735: Fencing portion of project was completed in 22/23.

FISCAL YEAR 2023-2024 REDUCTION IMPACTS TO BASE BUDGET

N/A

FISCAL YEAR 2023-2024 STATE/FEDERAL FUNDING SUMMARY

N/A

FISCAL YEAR 2023-2024 REGULATORY COMPLIANCE SUMMARY

N/A

MAJOR POLICY CONSIDERATIONS BEING REQUESTED

N/A

COUNTY OF INYO

BUD002A - BUDGET REQUESTS

RUNDATE: 06/30/2023 TODAY'S DATE: 08/31/2023

FOR FISCAL YEARS: 07/01/2021 - 06/30/24

	YTD ACTUALS 06/30/2022	BOARD APPROVED 06/30/2023	WORKING BUDGET 06/30/2023	YTD ACTUALS 06/30/2023	DEPT REQUESTED 06/30/2024	CAO RECOMM 06/30/2024	BOARD APPROVED 06/30/2024
BUDGET UNIT: 643111 TECOPA LAGOON PHASE 2							
FUND: 6760 TECOPA LAGOON PROJECT							
REVENUES:							
TOTAL REVENUES:	\$0	\$0	\$0	\$0	\$0	\$0	\$0
EXPENSES:							
5263 - ADVERTISING	\$0	\$1,000	\$1,000	\$0	\$1,000	\$1,000	\$0
5265 - PROFESSIONAL & SPECIAL SERVICE	\$0	\$20,685	\$20,685	\$0	\$20,685	\$20,685	\$0
5311 - GENERAL OPERATING EXPENSE	\$0	\$558	\$558	\$0	\$558	\$558	\$0
5331 - TRAVEL EXPENSE	\$0	\$1,000	\$1,000	\$0	\$1,000	\$1,000	\$0
SERVICES & SUPPLIES	\$0	\$23,243	\$23,243	\$0	\$23,243	\$23,243	\$0
5333 - MOTOR POOL	\$0	\$1,000	\$1,000	\$0	\$1,000	\$1,000	\$0
INTERNAL CHARGES	\$0	\$1,000	\$1,000	\$0	\$1,000	\$1,000	\$0
5700 - CONSTRUCTION IN PROGRESS	\$0	\$233,883	\$233,883	\$49,735	\$184,148	\$184,148	\$0
FIXED ASSETS	\$0	\$233,883	\$233,883	\$49,735	\$184,148	\$184,148	\$0
TOTAL EXPENSES:	\$0	\$258,126	\$258,126	\$49,735	\$208,391	\$208,391	\$0
BUDGET UNIT: 643111 TECOPA LAGOON PHASE 2	\$0	(\$258,126)	(\$258,126)	(\$49,735)	(\$208,391)	(\$208,391)	\$0

TRANSPORTATION & PLANNING TRST

504605

DEPARTMENTAL FUNCTIONS

The Local Transportation Commission (LTC) staff administers Inyo County Local Transportation Meetings and works to secure future revenue and funding streams for transportation projects in Inyo County. The LTC also has over-sight of and administers transit funding in Inyo County. The LTC funds transportation planning and development for Inyo County and the City of Bishop.

MAJOR ACCOMPLISHMENTS IN FISCAL YEAR 2022-2023

- Conducted an update of 1/3 of the Pavement Management Program
- Began updates of the 2023 Regional Transportation Plan and Active Transportation Plan
- Project Study Report for Old Spanish Trail
- Procured contract to prepare grants and the 2023 Active Transportation Plan Update
- Submitted applications to the following grant programs: Highway Safety Improvement Program (HSIP), Sustainable Transportation Planning Grants (STPG), and Clean California

GOALS FOR FISCAL YEAR 2023-2024

- Finalize 2023 Regional Transportation Plan and Active Transportation Plan (ATP) updates
- Prepare and submit Cycle 7 Active Transportation Program grant applications
- Development and approval of the 2024 Regional Transportation Improvement Program
- Program local agency projects in 2024 STIP cycle; continue Tri County MOU partnerships
- Coordinate and assist with Big Pine Paiute Tribe's ATP application

DEPARTMENTAL BUDGET REQUEST FOR FISCAL YEAR 2023-2024

The Department's Fiscal Year 2023-2024 Requested Budget represents an overall decrease of \$188,054 in expenditures, and a decrease of \$194,771 in revenues, when compared to the Fiscal Year 2022-2023 Board Approved Budget. As a result, the Requested Net County Cost is increased by \$6,717.

RSTP Exchange amount was reduced this year by approximately \$114,000 due to State level prior year adjustments.

LTF funds are reduced from prior year because the Triennial audits totaling \$40,000 of the LTC and ESTA are complete.

LRSP grant is also complete, so \$75,000 in expenses and revenue are removed from this year's budget.

Personnel Costs decreased by \$35,127 compared to the Fiscal Year 2022-2023 Board Approved Budget, due to a decrease in FTE's based on actual need of fiscal staff distribution in the Transportation & Planning Trust budget.

Revenues

4061 (LOCAL TRANSPORTATION TAX) decreased by \$5,183: LTF funds are reduced from prior year because the Triennial audits totaling \$40,000 of the LTC and ESTA are complete; **4301** (INTEREST FROM TREASURY) increased by \$3,700: Based on prior year actuals; **4499** (STATE OTHER) decreased by \$117,319: RSTP Exchange amount was reduced this year by approximately \$114,000 due to State level prior year adjustments; **4599** (OTHER AGENCIES) decreased by \$75,969: LRSP grant is complete. \$75,000 in expenses and revenue are removed from this year's budget.

Personnel

The Department's Requested Budget represents a decrease in the number of fulltime equivalent (FTE) positions that are supported by this budget.

There is a decrease of .56 FTE from FY 22/23

Services & Supplies

5175 (MAINTENANCE - FUEL & LUBRICANT) increased by \$1,500: Increased due to prior year actuals and anticipated travel to Southeast County for pavement and grants; **5232** (OFFICE & OTHER EQUIP < \$5,000) decreased by \$4,500: Based on anticipated needs; **5263** (ADVERTISING) increased by \$800: Anticipated needs for outreach and engagement and public notices; **5265** (PROFESSIONAL & SPECIAL SERVICE) decreased by \$55,201: LRSP completed in FY22-23. Triennial audits completed in FY22-23; **5311** (GENERAL OPERATING EXPENSE) decreased by \$1,540: Reduced need for trash can liners for Lone Pine Main Street.

Support & Care of Persons

(There are no changes in this object category from the previous fiscal year.)

Fixed Assets

5650 (EQUIPMENT) decreased by \$890: Based on potential equipment replacement needs.

FISCAL YEAR 2023-2024 REDUCTION IMPACTS TO BASE BUDGET

N/A

FISCAL YEAR 2023-2024 STATE/FEDERAL FUNDING SUMMARY

N/A

FISCAL YEAR 2023-2024 REGULATORY COMPLIANCE SUMMARY

N/A

MAJOR POLICY CONSIDERATIONS BEING REQUESTED

N/A

COUNTY OF INYO

BUD002A - BUDGET REQUESTS

RUNDATE: 06/30/2023 TODAY'S DATE: 08/31/2023

FOR FISCAL YEARS: 07/01/2021 - 06/30/24

	YTD ACTUALS 06/30/2022	BOARD APPROVED 06/30/2023	WORKING BUDGET 06/30/2023	YTD ACTUALS 06/30/2023	DEPT REQUESTED 06/30/2024	CAO RECOMM 06/30/2024	BOARD APPROVED 06/30/2024
BUDGET UNIT: 504605 TRANSPORTATION & PLANNING TRST							
FUND: 5440 TRANSPORTATION & PLANNING TRST							
REVENUES:							
4061 - LOCAL TRANSPORTATION TAX	\$131,905	\$136,012	\$136,012	\$174,838	\$130,829	\$130,829	\$0
TAXES - SALES	\$131,905	\$136,012	\$136,012	\$174,838	\$130,829	\$130,829	\$0
4301 - INTEREST FROM TREASURY	\$2,160	\$1,300	\$1,300	\$8,940	\$5,000	\$5,000	\$0
REV USE OF MONEY & PROPERTY	\$2,160	\$1,300	\$1,300	\$8,940	\$5,000	\$5,000	\$0
4479 - STATE SUBVENTIONS	\$304,424	\$230,000	\$230,000	\$288,159	\$230,000	\$230,000	\$0
4499 - STATE OTHER	\$559,398	\$280,873	\$280,873	\$157,000	\$163,554	\$163,554	\$0
4599 - OTHER AGENCIES	\$0	\$90,969	\$65,969	\$50,703	\$15,000	\$15,000	\$0
AID FROM OTHER GOVT AGENCIES	\$863,822	\$601,842	\$576,842	\$495,863	\$408,554	\$408,554	\$0
TOTAL REVENUES:	\$997,888	\$739,154	\$714,154	\$679,642	\$544,383	\$544,383	\$0
EXPENSES:							
5001 - SALARIED EMPLOYEES	\$136,272	\$170,388	\$170,388	\$166,171	\$134,527	\$134,527	\$0
5003 - OVERTIME	\$0	\$2,000	\$2,000	\$386	\$2,000	\$2,000	\$0
5005 - HOLIDAY OVERTIME	\$53	\$1,000	\$1,000	\$0	\$1,000	\$1,000	\$0
5021 - RETIREMENT & SOCIAL SECURITY	\$10,226	\$13,050	\$13,050	\$12,292	\$10,343	\$10,343	\$0
5022 - PERS RETIREMENT	\$16,666	\$22,407	\$22,407	\$22,936	\$21,720	\$21,720	\$0
5024 - RETIREMENT-UNFUNDED LIAB	\$23,124	\$26,082	\$26,082	\$26,082	\$27,515	\$27,515	\$0
5025 - RETIREE HEALTH BENEFITS	\$33,158	\$36,552	\$36,552	\$37,199	\$43,851	\$43,851	\$0
5031 - MEDICAL INSURANCE	\$20,316	\$33,109	\$33,109	\$34,147	\$29,157	\$29,157	\$0
5032 - DISABILITY INSURANCE	\$1,463	\$1,855	\$1,855	\$1,329	\$1,203	\$1,203	\$0
5043 - OTHER BENEFITS	\$1,536	\$0	\$0	\$0	\$0	\$0	\$0
SALARIES & BENEFITS	\$242,818	\$306,443	\$306,443	\$300,543	\$271,316	\$271,316	\$0
5175 - MAINTENANCE - FUEL & LUBRICANT	\$286	\$500	\$2,000	\$599	\$2,000	\$2,000	\$0
5232 - OFFICE & OTHER EQUIP < \$5,000	\$2,507	\$12,000	\$9,044	\$0	\$7,500	\$7,500	\$0
5263 - ADVERTISING	\$240	\$2,200	\$2,700	\$3,071	\$3,000	\$3,000	\$0
5265 - PROFESSIONAL & SPECIAL SERVICE	\$65,038	\$186,785	\$175,106	\$147,701	\$131,584	\$131,584	\$0
5311 - GENERAL OPERATING EXPENSE	\$4,179	\$5,740	\$6,000	\$4,511	\$4,200	\$4,200	\$0
5331 - TRAVEL EXPENSE	\$480	\$6,324	\$6,064	\$945	\$6,324	\$6,324	\$0

COUNTY OF INYO

BUD002A - BUDGET REQUESTS

RUNDATE: 06/30/2023 TODAY'S DATE: 08/31/2023

FOR FISCAL YEARS: 07/01/2021 - 06/30/24

	YTD ACTUALS 06/30/2022	BOARD APPROVED 06/30/2023	WORKING BUDGET 06/30/2023	YTD ACTUALS 06/30/2023	DEPT REQUESTED 06/30/2024	CAO RECOMM 06/30/2024	BOARD APPROVED 06/30/2024
SERVICES & SUPPLIES	\$72,732	\$213,549	\$200,914	\$156,830	\$154,608	\$154,608	\$0
5123 - TECH REFRESH EXPENSE	\$6,458	\$6,527	\$6,527	\$6,527	\$5,598	\$5,598	\$0
5124 - EXTERNAL CHARGES	\$54,623	\$48,000	\$48,000	\$35,771	\$48,000	\$48,000	\$0
5129 - INTERNAL COPY CHARGES (NON-IS)	\$343	\$500	\$500	\$457	\$500	\$500	\$0
5152 - WORKERS COMPENSATION	\$2,809	\$2,582	\$2,582	\$2,582	\$4,201	\$4,201	\$0
5155 - PUBLIC LIABILITY INSURANCE	\$3,162	\$4,127	\$4,127	\$4,127	\$8,110	\$8,110	\$0
5315 - COUNTY COST PLAN	\$27,494	\$19,232	\$19,232	\$19,232	\$38,782	\$38,782	\$0
INTERNAL CHARGES	\$94,890	\$80,968	\$80,968	\$68,696	\$105,191	\$105,191	\$0
5539 - OTHER AGENCY CONTRIBUTIONS	\$122,525	\$123,873	\$123,873	\$115,680	\$6,554	\$6,554	\$0
OTHER CHARGES	\$122,525	\$123,873	\$123,873	\$115,680	\$6,554	\$6,554	\$0
5650 - EQUIPMENT	\$3,720	\$7,500	\$4,000	\$0	\$6,610	\$6,610	\$0
FIXED ASSETS	\$3,720	\$7,500	\$4,000	\$0	\$6,610	\$6,610	\$0
TOTAL EXPENSES:	\$536,685	\$732,333	\$716,198	\$641,750	\$544,279	\$544,279	\$0
BUDGET UNIT: 504605 TRANSPORTATION & PLANNING TRST	\$461,202	\$6,821	(\$2,044)	\$37,891	\$104	\$104	\$0

WATER SYSTEMS-BUDGET

152198

DEPARTMENTAL FUNCTIONS

The Public Works Department operates and maintains Independence, Lone Pine and Laws Water Systems. There are currently 515 Water Service connections in Lone Pine, 337 in Independence and 14 in Laws.

MAJOR ACCOMPLISHMENTS IN FISCAL YEAR 2022-2023

- Repaired and/or replaced 5 service laterals and repaired 2 fire hydrants.
- One Building and Maintenance employee obtained a D1 certification.
- Submitted for a grant to provide 865 digital water meters in Lone Pine, Independence and Laws. Pending funding approval.
- Plan the implementation to replace 11 laterals and meter boxes on Jackson Street as part of ATP Lone Pine Sidewalk Project.

GOALS FOR FISCAL YEAR 2023-2024

- Abandon failing 8"-line crossing under Highway 395 from Post Street in Lone Pine.
- Obtain two additional D1 certified employees and one D2 certified employee.
- Develop/design the replacement of the Lone Pine transmission main and identify funding options.
- Replace transfer switch for the generator at the Independence Well Site.
- Develop a comprehensive plan for the replacement and improvement of the failing infrastructure in the Lone Pine and Independence holding tanks, contactors, chlorination ports, and points of connections. This includes identifying, designing, and quantifying the necessary upgrades. Additionally, the goal is to evaluate the Lone Pine water line that crosses the fault line between the pump field and tanks and devise a plan to create a by-pass supply line from the pump field to Bush Street. This redundant waterline supply will ensure continuous water supply in the event of an earthquake-induced failure of the main waterline. The ultimate objective is to create shovel-ready projects that can be used to secure funding options and grants in the future.

DEPARTMENTAL BUDGET REQUEST FOR FISCAL YEAR 2023-2024

The Department's Fiscal Year 2023-2024 Requested Budget represents an overall increase of \$175,531 in expenditures, and an increase of \$52,849 in revenues, when compared to the Fiscal Year 2022-2023 Board Approved Budget. As a result, the Requested Net County Cost is increased by \$122,682.

Personnel Costs increased by \$150,759 compared to the Fiscal Year 2022-2023 Board Approved Budget, due to funding the formerly unfunded Engineering Assistant as well as a 4% COLA increase on the negotiated and approved MOU. Public Works has also processed some standard shifts in personnel for Water System's needs.

Revenues

4801 (WATER SERVICE) increased by \$52,849: based off of service rates and a 12% non-payment deduction.

Personnel

The Department's Requested Budget represents an increase in the number of fulltime equivalent (FTE) positions that are supported by this budget.

There is an increase of .14 FTE from 22/23 budget due to shifting of personnel into the Water Systems budget.

Services & Supplies

5265 (PROFESSIONAL & SPECIAL SERVICE) increased by \$10,000: due to the rising cost of the Independence transfer switch project; **5351** (UTILITIES) decreased by \$900: based on actuals.

Support & Care of Persons

(There are no changes in this object category from the previous fiscal year.)

Fixed Assets

(There are no changes in this object category from the previous fiscal year.)

FISCAL YEAR 2023-2024 REDUCTION IMPACTS TO BASE BUDGET

N/A

FISCAL YEAR 2023-2024 STATE/FEDERAL FUNDING SUMMARY

N/A

FISCAL YEAR 2023-2024 REGULATORY COMPLIANCE SUMMARY

N/A

MAJOR POLICY CONSIDERATIONS BEING REQUESTED

N/A

COUNTY OF INYO

BUD002A - BUDGET REQUESTS

RUNDATE: 06/30/2023 TODAY'S DATE: 08/31/2023

FOR FISCAL YEARS: 07/01/2021 - 06/30/24

	YTD ACTUALS 06/30/2022	BOARD APPROVED 06/30/2023	WORKING BUDGET 06/30/2023	YTD ACTUALS 06/30/2023	DEPT REQUESTED 06/30/2024	CAO RECOMM 06/30/2024	BOARD APPROVED 06/30/2024
BUDGET UNIT: 152199 WATER SYSTEMS							
FUND: 1527 WATER SYSTEMS FUND							
REVENUES:							
4301 - INTEREST FROM TREASURY	\$74	\$500	\$500	\$5,503	\$500	\$500	\$0
REV USE OF MONEY & PROPERTY	\$74	\$500	\$500	\$5,503	\$500	\$500	\$0
4801 - WATER SERVICE	\$823,335	\$736,015	\$736,015	\$787,738	\$788,864	\$788,864	\$0
CHARGES FOR CURRENT SERVICES	\$823,335	\$736,015	\$736,015	\$787,738	\$788,864	\$788,864	\$0
TOTAL REVENUES:	\$823,410	\$736,515	\$736,515	\$793,242	\$789,364	\$789,364	\$0
EXPENSES:							
5001 - SALARIED EMPLOYEES	\$179,031	\$182,386	\$182,386	\$177,217	\$273,812	\$273,812	\$0
5003 - OVERTIME	\$71	\$5,000	\$5,000	\$431	\$5,000	\$5,000	\$0
5004 - STANDBY TIME	\$148	\$0	\$0	\$0	\$0	\$0	\$0
5005 - HOLIDAY OVERTIME	\$337	\$2,000	\$2,000	\$0	\$2,000	\$2,000	\$0
5021 - RETIREMENT & SOCIAL SECURITY	\$14,306	\$14,664	\$14,664	\$14,284	\$21,718	\$21,718	\$0
5022 - PERS RETIREMENT	(\$38,292)	\$18,006	\$18,006	\$16,799	\$33,520	\$33,520	\$0
5024 - RETIREMENT-UNFUNDED LIAB	\$13,282	\$14,982	\$14,982	\$14,982	\$15,805	\$15,805	\$0
5025 - RETIREE HEALTH BENEFITS	\$9,491	\$11,081	\$11,081	\$10,787	\$13,527	\$13,527	\$0
5031 - MEDICAL INSURANCE	\$17,972	\$19,072	\$19,072	\$19,473	\$51,857	\$51,857	\$0
5032 - DISABILITY INSURANCE	\$2,030	\$2,086	\$2,086	\$1,650	\$2,535	\$2,535	\$0
5043 - OTHER BENEFITS	\$7,604	\$7,220	\$7,220	\$7,698	\$7,482	\$7,482	\$0
5046 - OPEB EXPENSE	\$25,724	\$0	\$0	\$0	\$0	\$0	\$0
SALARIES & BENEFITS	\$231,453	\$276,497	\$276,497	\$263,323	\$427,256	\$427,256	\$0
5112 - PERSONAL & SAFETY EQUIPMENT	\$0	\$155	\$155	\$0	\$155	\$155	\$0
5122 - CELL PHONES	\$336	\$360	\$360	\$308	\$360	\$360	\$0
5171 - MAINTENANCE OF EQUIPMENT	\$131	\$20,000	\$20,000	\$903	\$20,000	\$20,000	\$0
5173 - MAINTENANCE OF EQUIPMENT-MATER	\$4,037	\$15,000	\$16,756	\$7,540	\$15,000	\$15,000	\$0
5175 - MAINTENANCE - FUEL & LUBRICANT	\$49	\$0	\$0	\$0	\$0	\$0	\$0
5199 - MAINT OF STRUCTURES-MATERIALS	\$308	\$1,000	\$1,000	\$819	\$1,000	\$1,000	\$0
5263 - ADVERTISING	\$27	\$0	\$0	\$0	\$0	\$0	\$0
5265 - PROFESSIONAL & SPECIAL SERVICE	\$2,324	\$30,000	\$28,940	\$5,370	\$40,000	\$40,000	\$0
5291 - OFFICE, SPACE & SITE RENTAL	\$1,503	\$2,000	\$3,000	\$1,503	\$2,000	\$2,000	\$0
5301 - SMALL TOOLS & INSTRUMENTS	\$28	\$1,000	\$1,000	\$12	\$1,000	\$1,000	\$0

COUNTY OF INYO

BUD002A - BUDGET REQUESTS

RUNDATE: 06/30/2023 TODAY'S DATE: 08/31/2023

FOR FISCAL YEARS: 07/01/2021 - 06/30/24

	YTD ACTUALS 06/30/2022	BOARD APPROVED 06/30/2023	WORKING BUDGET 06/30/2023	YTD ACTUALS 06/30/2023	DEPT REQUESTED 06/30/2024	CAO RECOMM 06/30/2024	BOARD APPROVED 06/30/2024
5311 - GENERAL OPERATING EXPENSE	\$18,839	\$30,600	\$30,600	\$19,867	\$30,600	\$30,600	\$0
5326 - LATE FEES & FINANCE CHARGES	\$10	\$0	\$60	\$50	\$0	\$0	\$0
5331 - TRAVEL EXPENSE	\$5,531	\$3,000	\$3,000	\$4	\$3,000	\$3,000	\$0
5351 - UTILITIES	\$2,648	\$2,400	\$2,400	\$1,106	\$1,500	\$1,500	\$0
SERVICES & SUPPLIES	\$35,776	\$105,515	\$107,271	\$37,487	\$114,615	\$114,615	\$0
5123 - TECH REFRESH EXPENSE	\$2,153	\$2,526	\$2,526	\$2,526	\$2,489	\$2,489	\$0
5124 - EXTERNAL CHARGES	\$24,882	\$40,000	\$40,000	\$15,557	\$40,000	\$40,000	\$0
5127 - MOBILE DEVICE MANAGEMENT-INTER	\$15	\$7	\$24	\$16	\$0	\$0	\$0
5129 - INTERNAL COPY CHARGES (NON-IS)	\$1,220	\$1,600	\$1,583	\$714	\$1,100	\$1,100	\$0
5152 - WORKERS COMPENSATION	\$3,011	\$3,412	\$3,412	\$3,412	\$4,409	\$4,409	\$0
5155 - PUBLIC LIABILITY INSURANCE	\$4,686	\$5,454	\$5,454	\$5,454	\$8,511	\$8,511	\$0
5315 - COUNTY COST PLAN	\$82,037	\$25,877	\$25,877	\$25,877	\$18,295	\$18,295	\$0
5333 - MOTOR POOL	\$586	\$0	\$0	\$2,146	\$24,000	\$24,000	\$0
INTERNAL CHARGES	\$118,590	\$78,876	\$78,876	\$55,703	\$98,804	\$98,804	\$0
5561 - PRINCIPAL ON NOTES PAYABLE	\$0	\$16,256	\$16,256	\$16,255	\$12,559	\$12,559	\$0
DEBT SERVICE PRINCIPAL	\$0	\$16,256	\$16,256	\$16,255	\$12,559	\$12,559	\$0
5553 - INTEREST ON NOTES	\$1,315	\$774	\$774	\$773	\$215	\$215	\$0
DEBT SERVICE INTEREST	\$1,315	\$774	\$774	\$773	\$215	\$215	\$0
5650 - EQUIPMENT	\$0	\$30,000	\$30,000	\$0	\$30,000	\$30,000	\$0
FIXED ASSETS	\$0	\$30,000	\$30,000	\$0	\$30,000	\$30,000	\$0
5799 - DEPRECIATION	\$65,851	\$0	\$0	\$0	\$0	\$0	\$0
DEPRECIATION	\$65,851	\$0	\$0	\$0	\$0	\$0	\$0
TOTAL EXPENSES:	<u>\$452,987</u>	<u>\$507,918</u>	<u>\$509,674</u>	<u>\$373,544</u>	<u>\$683,449</u>	<u>\$683,449</u>	<u>\$0</u>
BUDGET UNIT: 152199 WATER SYSTEMS	\$370,422	\$228,597	\$226,841	\$419,697	\$105,915	\$105,915	\$0

ASSESSOR

010600

DEPARTMENTAL FUNCTIONS

The County Assessor is governed by the California Constitution, the laws passed by the State Legislature, and the rules adopted by the State Board of Equalization. The Assessor is statutorily required to discover, inventory and value (appraise) all real and personal property within the County of Inyo, then apply any legal exemptions and exclusions to these values to produce annual secured and unsecured rolls. Once prepared, these rolls are forwarded to the county Auditor-Controller.

MAJOR ACCOMPLISHMENTS IN FISCAL YEAR 2022-2023

- It is my pleasure to share with your Board the work of the talented and dedicated staff at the Inyo County Assessor's office. Unlike other offices that have unique projects they complete year-after-year, the Assessor's office has but one major project to complete each year - close the assessment rolls!
- The 2022-2023 rolls were closed on June 29, 2022. The Secured roll less Other Exemptions was \$4,873,490,926. The Unsecured roll less Other Exemptions was \$431,416,283. During this roll year we had 562 parcels remaining in a Decline in Value status.
- Finally, it is important to note that assessment results in our county are impacted by a myriad of factors such as staffing, experience, economy, weather, and even pandemics. These factors easily sway where we fall in relation to State averages.

GOALS FOR FISCAL YEAR 2023-2024

- Enhance how we process permits
- Expand our educational outreach program
- Reinstate our audit program (12/year)
- Reevaluate the integrity of our internal controls
- Fill vacant positions

DEPARTMENTAL BUDGET REQUEST FOR FISCAL YEAR 2023-2024

The Department's Fiscal Year 2023-2024 Requested Budget represents an overall increase of \$40,251 in expenditures, and a decrease of \$68,500 in revenues, when compared to the Fiscal Year 2022-2023 Board Approved Budget. As a result, the Requested Net County Cost is increased by \$108,751.

Personnel Costs increased by \$66,273 compared to the Fiscal Year 2022-2023 Board Approved Budget, due to cost of living increases, benefit increases and merit step advancements..

Revenues

4998 (OPERATING TRANSFERS IN) decreased by \$70,000: until the budget team determines the amount of Operating Transfers; **4922** (SALES OF COPIES) decreased by \$80: based on the amount of revenue received in 2022-2023; **4924** (SALES OF MAILING LISTS) decreased by \$220: based on the amount of revenue received in 2022-2023; **4959** (MISCELLANEOUS REVENUE) increased by \$1,800: as a result of the misc. revenue that will be generated from the Inyo County Tax Auction.

Personnel

The Department's Requested Budget represents no change in the number of fulltime equivalent (FTE) positions that are supported by this budget.

No changes.

Services & Supplies

5122 (CELL PHONES) increased by \$240: to cover the cost of cell phones for staff; **5232** (OFFICE & OTHER EQUIP < \$5,000) increased by \$3,500: to cover the cost of a highly used outdated printer and office furniture funded by the Tax Auction; **5265** (PROFESSIONAL & SPECIAL SERVICE) decreased by \$20,000: to cover the cost of contract services for complex valuations and various appeals; **5311** (GENERAL OPERATING EXPENSE) increased by \$4,000: to cover the cost of increasing supplies, required registrations/memberships and required subscriptions; **5331** (TRAVEL EXPENSE) increased by \$5,650: to ensure that the appropriate staff are attending classes and conferences to comply with the completion of 24 hours of BOE-approved or BOE-conducted training annually and ensuring the appraisal staff is able to travel throughout the county to perform necessary appraisals and audits.

Support & Care of Persons

(There are no changes in this object category from the previous fiscal year.)

Fixed Assets

(There are no changes in this object category from the previous fiscal year.)

FISCAL YEAR 2023-2024 REDUCTION IMPACTS TO BASE BUDGET

The Assessor's office is unable to comply with the budget parameter guidelines. The amount being requested in the 2023-2024 budget allows the Assessor to comply with the mandates set forth in the California Constitution, the California Revenue & Taxation Code, and follow the guidelines established by the California State Board of Equalization. By law, the Assessor must locate all taxable property in the County of Inyo, identify the owners, and describe the property. The Assessor must determine the value for all taxable property and apply all legal exemptions and exclusions. The Assessor must also complete an assessment roll showing the assessed values for all taxable property in Inyo County.

FISCAL YEAR 2023-2024 STATE/FEDERAL FUNDING SUMMARY

N/A

FISCAL YEAR 2023-2024 REGULATORY COMPLIANCE SUMMARY

N/A

MAJOR POLICY CONSIDERATIONS BEING REQUESTED

N/A

COUNTY OF INYO

BUD002A - BUDGET REQUESTS

RUNDATE: 06/30/2023 TODAY'S DATE: 08/31/2023

FOR FISCAL YEARS: 07/01/2021 - 06/30/24

	YTD ACTUALS 06/30/2022	BOARD APPROVED 06/30/2023	WORKING BUDGET 06/30/2023	YTD ACTUALS 06/30/2023	DEPT REQUESTED 06/30/2024	CAO RECOMM 06/30/2024	BOARD APPROVED 06/30/2024
BUDGET UNIT: 010600 ASSESSOR							
FUND: 0001 GENERAL FUND							
REVENUES:							
4998 - OPERATING TRANSFERS IN	\$0	\$70,000	\$30,000	\$0	\$0	\$15,000	\$0
OTHER FINANCING SOURCES	\$0	\$70,000	\$30,000	\$0	\$0	\$15,000	\$0
4922 - SALES OF COPIES	\$150	\$100	\$20	\$10	\$20	\$20	\$0
4924 - SALES OF MAILING LISTS	\$655	\$400	\$376	\$129	\$180	\$180	\$0
4959 - MISCELLANEOUS REVENUE	\$5,647	\$4,500	\$4,604	\$4,733	\$6,300	\$6,300	\$0
OTHER REVENUE	\$6,453	\$5,000	\$5,000	\$4,873	\$6,500	\$6,500	\$0
TOTAL REVENUES:	\$6,453	\$75,000	\$35,000	\$4,873	\$6,500	\$21,500	\$0
EXPENSES:							
5001 - SALARIED EMPLOYEES	\$500,535	\$725,777	\$587,500	\$556,480	\$764,824	\$722,586	\$0
5003 - OVERTIME	\$40,646	\$5,000	\$15,908	\$11,820	\$10,000	\$10,000	\$0
5012 - PART TIME EMPLOYEES	\$24,346	\$10,000	\$4,000	\$1,634	\$5,000	\$5,000	\$0
5021 - RETIREMENT & SOCIAL SECURITY	\$44,157	\$56,685	\$46,000	\$43,116	\$59,783	\$56,524	\$0
5022 - PERS RETIREMENT	\$57,777	\$78,737	\$67,000	\$62,813	\$92,879	\$88,690	\$0
5024 - RETIREMENT-UNFUNDED LIAB	\$83,010	\$93,626	\$93,626	\$93,626	\$98,772	\$98,772	\$0
5031 - MEDICAL INSURANCE	\$70,136	\$134,299	\$107,000	\$83,553	\$137,800	\$127,185	\$0
5032 - DISABILITY INSURANCE	\$4,615	\$8,069	\$7,000	\$4,033	\$6,974	\$6,595	\$0
5043 - OTHER BENEFITS	\$25,912	\$7,220	\$10,220	\$10,340	\$9,654	\$9,654	\$0
SALARIES & BENEFITS	\$851,137	\$1,119,413	\$938,254	\$867,418	\$1,185,686	\$1,125,006	\$0
5122 - CELL PHONES	\$2,577	\$3,000	\$3,000	\$2,476	\$3,240	\$2,600	\$0
5232 - OFFICE & OTHER EQUIP < \$5,000	\$2,178	\$0	\$0	\$0	\$3,500	\$3,500	\$0
5265 - PROFESSIONAL & SPECIAL SERVICE	\$11,263	\$70,000	\$35,000	\$14,649	\$50,000	\$30,000	\$0
5311 - GENERAL OPERATING EXPENSE	\$8,925	\$12,000	\$11,968	\$10,395	\$16,000	\$12,000	\$0
5331 - TRAVEL EXPENSE	\$4,439	\$8,000	\$8,000	\$6,160	\$13,650	\$8,000	\$0
SERVICES & SUPPLIES	\$29,384	\$93,000	\$57,968	\$33,682	\$86,390	\$56,100	\$0
5121 - INTERNAL CHARGES	\$96,763	\$106,774	\$106,774	\$62,662	\$72,000	\$72,000	\$0
5123 - TECH REFRESH EXPENSE	\$10,763	\$10,878	\$10,878	\$10,878	\$8,881	\$8,881	\$0
5127 - MOBILE DEVICE MANAGEMENT-INTER	\$81	\$33	\$33	\$23	\$0	\$0	\$0
5128 - INTERNAL SHREDDING CHARGES	\$365	\$408	\$440	\$440	\$408	\$408	\$0

COUNTY OF INYO

BUD002A - BUDGET REQUESTS

RUNDATE: 06/30/2023 TODAY'S DATE: 08/31/2023

FOR FISCAL YEARS: 07/01/2021 - 06/30/24

	YTD ACTUALS 06/30/2022	BOARD APPROVED 06/30/2023	WORKING BUDGET 06/30/2023	YTD ACTUALS 06/30/2023	DEPT REQUESTED 06/30/2024	CAO RECOMM 06/30/2024	BOARD APPROVED 06/30/2024
5129 - INTERNAL COPY CHARGES (NON-IS)	\$2,069	\$2,500	\$2,500	\$2,170	\$2,000	\$2,000	\$0
5152 - WORKERS COMPENSATION	\$8,884	\$11,006	\$11,006	\$11,006	\$14,640	\$14,640	\$0
5155 - PUBLIC LIABILITY INSURANCE	\$23,674	\$31,189	\$31,189	\$31,189	\$41,357	\$41,357	\$0
5333 - MOTOR POOL	\$19,018	\$20,000	\$20,000	\$20,012	\$24,090	\$24,090	\$0
INTERNAL CHARGES	\$161,619	\$182,788	\$182,820	\$138,381	\$163,376	\$163,376	\$0
TOTAL EXPENSES:	<u>\$1,042,141</u>	<u>\$1,395,201</u>	<u>\$1,179,042</u>	<u>\$1,039,483</u>	<u>\$1,435,452</u>	<u>\$1,344,482</u>	<u>\$0</u>
BUDGET UNIT: 010600 ASSESSOR	(\$1,035,687)	(\$1,320,201)	(\$1,144,042)	(\$1,034,609)	(\$1,428,952)	(\$1,322,982)	\$0

AGRICULTURAL COMM / SEALER

023300

DEPARTMENTAL FUNCTIONS

The Inyo and Mono Counties Agricultural Commissioner's Office exists to promote and protect our local agriculture industry, protect the environment and human health through the pesticide enforcement program, and promote equity and confidence in the marketplace through our weights and measures enforcement program. Core agricultural programs include:

- o Pest exclusion
- o Pest detection
- o Pest management and eradication
- o Fruit and vegetable quality control
- o Organic food certification and enforcement
- o Egg quality control
- o Direct marketing enforcement
- o Nursery inspection
- o Seed inspection
- o Apiary inspection
- o Crop statistics
- o Sustainable agriculture
- o Industrial hemp registration

Core pesticide enforcement programs include:

- o Use inspection and enforcement
- o Restricted materials permitting
- o Illness investigation.

Core weights and measures programs include:

- o Device registration and testing
- o Weight and measurement verification
- o Transaction verification
- o Weighmaster
- o Petroleum quality
- o Device repairman registration

Additionally, this department administers the Eastern Sierra Weed Management Area and an associated invasive plant management program, the Owens Valley Mosquito Abatement Program (which also provides contract mosquito control services to the Mammoth Lakes Mosquito Abatement District), and the Inyo County Commercial Cannabis Permit Office. These additional programs each have a separate budget unit. More information can be found in the budget summaries for each program.

MAJOR ACCOMPLISHMENTS IN FISCAL YEAR 2022-2023

- Assembled and hosted in-person continuing education event for local pesticide applicators and other interested parties in the public, which was sponsored entirely by funds derived from residual mill fees.
- Inspected 100% of all weighing and measuring devices in Inyo and Mono Counties, adding up to more than 1,000 devices.

- Continued to maintain the recently implemented BeeSafe Program in Inyo and Mono Counties.
- Provided pesticide regulation outreach to area cannabis industry representatives.
- Secured funding from the California Department of Pesticide Regulation to support our annual Pesticide Safety Seminars.

GOALS FOR FISCAL YEAR 2023-2024

- Provide excellent customer service to the citizens of Inyo and Mono Counties.
- Maintain 700% rate of inspection for all weighing and measuring devices.
- Continue to respond to and resolve 100% of consumer weights and measures complaints.
- Continue to engage with lawmakers on legislation affecting our program.
- Work to fully implement the CalCats timekeeping program to better track department activities.

DEPARTMENTAL BUDGET REQUEST FOR FISCAL YEAR 2023-2024

The Department's Fiscal Year 2023-2024 Requested Budget represents an overall increase of \$37,022 in expenditures, and a decrease of \$24,983 in revenues, when compared to the Fiscal Year 2022-2023 Board Approved Budget. As a result, the Requested Net County Cost is increased by \$62,005.

There was an overall decrease in revenue due to a decrease in state contracts that were one-time funds and the loss of NAISMA funding since we can no longer offer this service. There was an increase in expenditures due to increases in personnel costs, travel and motor pool costs, and general inflationary increases to goods and services.

Personnel Costs increased by \$74,421 compared to the Fiscal Year 2022-2023 Board Approved Budget, due to changing cost spreads of personnel between the agriculture and cannabis budgets. A vacant position exists that is expected to remain vacant for some time, so actual costs should be much lower.

Revenues

4135 (FEES FOR CONTINUING EDUCATION) decreased by \$3,320: We are no longer hosting a large pesticide education seminar; **4175** (PERMITS TO OPERATE) decreased by \$300: This was adjusted to better reflect FY 22/23 actuals; **4180** (DEVICE REGISTRATION FEE) increased by \$200: This was adjusted to better reflect FY 22/23 actuals; **4186** (DEVICE REPAIRMAN LICENSE) decreased by \$36: This was adjusted to better reflect FY 22/23 actuals; **4463** (UNREFUNDED GAS TAX) decreased by \$18,910: This was adjusted to better reflect FY 22/23 actuals; **4499** (STATE OTHER) decreased by \$14,617: Two contracts that were received in FY 22/23 are no longer available as they were one time special project funds; **4561** (AID FROM MONO COUNTY) increased by \$10,000: This was adjusted to better reflect FY 22/23 actuals; **4661** (PESTICIDE USE ENFORCEMENT) increased by \$500: We expect to receive fine revenue from a current pesticide use violation; **4663** (PEST MILL REFUND) increased by \$4,000: The small county minimum, which we receive, was adjusted from \$86,000 to \$90,000 in FY 22/23; **4819** (SERVICES & FEES) decreased by \$2,500: We no longer offer NAISMA inspections.

Personnel

The Department's Requested Budget represents a decrease in the number of fulltime equivalent (FTE) positions that are supported by this budget.

There are minimal changes in the FTE's that are standard changes each year with staffing within each budget unit. This year there is a decrease of 0.10. Additionally, there is a request to change the Vacant Agriculture Biologist Supervisor (Range 78) to a Deputy Director of Agriculture (Range 83).

Services & Supplies

5112 (PERSONAL & SAFETY EQUIPMENT) decreased by \$100: This was adjusted to better reflect FY 22/23 actuals; **5122** (CELL PHONES) decreased by \$1,903: We have fewer phones on our plan; **5171** (MAINTENANCE OF EQUIPMENT) decreased by \$150: This was adjusted to better reflect FY 22/23 actuals; **5211** (MEMBERSHIPS) increased by \$21: This was adjusted to better reflect FY 22/23 actuals; **5232** (OFFICE & OTHER EQUIP < \$5,000) increased by \$1,650: Ag portion of washer/dryer installation at the Wye Road facility; **5260** (HEALTH - EMPLOYEE PHYSICALS) increased by \$540: This was adjusted to better reflect FY 22/23 actuals; **5263** (ADVERTISING) increased by \$150: This was adjusted to better reflect FY 22/23 actuals; **5265** (PROFESSIONAL & SPECIAL SERVICE) increased by \$1,085: This was adjusted to better reflect FY 22/23 actuals; **5291** (OFFICE, SPACE & SITE RENTAL) decreased by \$498: This was adjusted to better reflect FY 22/23 actuals; **5301** (SMALL TOOLS & INSTRUMENTS) decreased by \$100: This was adjusted to better reflect FY 22/23 actuals; **5311** (GENERAL OPERATING EXPENSE) increased by \$2,105: This was adjusted to better reflect FY 22/23 actuals; **5331** (TRAVEL EXPENSE) increased by \$4,000: This was adjusted to better reflect FY 22/23 actuals. Several mandatory meetings no longer offer an online option; **5351** (UTILITIES) increased by \$365: This was adjusted to better reflect FY 22/23 actuals.

Support & Care of Persons

(There are no changes in this object category from the previous fiscal year.)

Fixed Assets

(There are no changes in this object category from the previous fiscal year.)

FISCAL YEAR 2023-2024 REDUCTION IMPACTS TO BASE BUDGET

N/A

FISCAL YEAR 2023-2024 STATE/FEDERAL FUNDING SUMMARY

The majority of funding for this budget comes from state sources. At this time these revenues are expected to remain stable.

FISCAL YEAR 2023-2024 REGULATORY COMPLIANCE SUMMARY

N/A

MAJOR POLICY CONSIDERATIONS BEING REQUESTED

N/A

COUNTY OF INYO

BUD002A - BUDGET REQUESTS

RUNDATE: 06/30/2023 TODAY'S DATE: 08/31/2023

FOR FISCAL YEARS: 07/01/2021 - 06/30/24

	YTD ACTUALS 06/30/2022	BOARD APPROVED 06/30/2023	WORKING BUDGET 06/30/2023	YTD ACTUALS 06/30/2023	DEPT REQUESTED 06/30/2024	CAO RECOMM 06/30/2024	BOARD APPROVED 06/30/2024
BUDGET UNIT: 023300 AGRICULTURAL COMM / SEALER							
FUND: 0001 GENERAL FUND							
REVENUES:							
4135 - FEES FOR CONTINUING EDUCATION	\$6,640	\$3,320	\$0	\$0	\$0	\$0	\$0
4175 - PERMITS TO OPERATE	\$1,305	\$1,300	\$1,000	\$1,112	\$1,000	\$1,000	\$0
4180 - DEVICE REGISTRATION FEE	\$70,209	\$70,000	\$70,000	\$72,680	\$70,200	\$72,000	\$0
4186 - DEVICE REPAIRMAN LICENSE	\$176	\$250	\$250	\$214	\$214	\$214	\$0
LICENSES & PERMITS	\$78,331	\$74,870	\$71,250	\$74,006	\$71,414	\$73,214	\$0
4463 - UNREFUNDED GAS TAX	\$108,358	\$113,910	\$119,266	\$89,285	\$95,000	\$95,000	\$0
4499 - STATE OTHER	\$11,203	\$26,202	\$26,202	\$8,341	\$11,585	\$11,585	\$0
4561 - AID FROM MONO COUNTY	\$223,140	\$215,000	\$222,563	\$222,563	\$225,000	\$225,000	\$0
AID FROM OTHER GOVT AGENCIES	\$342,701	\$355,112	\$368,031	\$320,189	\$331,585	\$331,585	\$0
4661 - PESTICIDE USE ENFORCEMENT	\$0	\$0	\$0	\$0	\$500	\$500	\$0
4663 - PEST MILL REFUND	\$86,000	\$86,000	\$90,000	\$90,000	\$90,000	\$90,000	\$0
4664 - NURSERY	\$0	\$500	\$500	\$0	\$500	\$0	\$0
4665 - PETROLEUM PRODUCT INSPECTION	\$3,510	\$2,980	\$2,980	\$3,105	\$2,980	\$2,980	\$0
4667 - NON COMMERCIAL CERTIFICATIONS	\$322	\$900	\$875	\$875	\$900	\$900	\$0
4671 - CIVIL FINES	\$0	\$0	\$750	\$750	\$0	\$0	\$0
4819 - SERVICES & FEES	\$2,240	\$2,500	\$0	\$0	\$0	\$0	\$0
CHARGES FOR CURRENT SERVICES	\$92,072	\$92,880	\$95,105	\$94,730	\$94,880	\$94,380	\$0
TOTAL REVENUES:	\$513,105	\$522,862	\$534,386	\$488,926	\$497,879	\$499,179	\$0
EXPENSES:							
5001 - SALARIED EMPLOYEES	\$266,124	\$284,427	\$276,070	\$258,647	\$326,700	\$309,545	\$0
5003 - OVERTIME	\$97	\$0	\$0	\$0	\$0	\$0	\$0
5021 - RETIREMENT & SOCIAL SECURITY	\$19,853	\$21,316	\$20,702	\$18,765	\$24,510	\$23,185	\$0
5022 - PERS RETIREMENT	\$40,234	\$42,165	\$40,733	\$38,743	\$47,482	\$45,782	\$0
5024 - RETIREMENT-UNFUNDED LIAB	\$44,233	\$49,890	\$49,890	\$49,890	\$52,632	\$52,632	\$0
5025 - RETIREE HEALTH BENEFITS	\$34,328	\$53,642	\$53,642	\$54,981	\$65,221	\$65,221	\$0
5031 - MEDICAL INSURANCE	\$44,700	\$62,668	\$61,447	\$58,584	\$72,181	\$68,542	\$0
5032 - DISABILITY INSURANCE	\$2,802	\$3,010	\$2,943	\$2,351	\$2,813	\$2,660	\$0
5043 - OTHER BENEFITS	\$5,436	\$0	\$0	\$3,374	\$0	\$0	\$0

COUNTY OF INYO

BUD002A - BUDGET REQUESTS

RUNDATE: 06/30/2023 TODAY'S DATE: 08/31/2023

FOR FISCAL YEARS: 07/01/2021 - 06/30/24

	YTD ACTUALS 06/30/2022	BOARD APPROVED 06/30/2023	WORKING BUDGET 06/30/2023	YTD ACTUALS 06/30/2023	DEPT REQUESTED 06/30/2024	CAO RECOMM 06/30/2024	BOARD APPROVED 06/30/2024
SALARIES & BENEFITS	\$457,809	\$517,118	\$505,427	\$485,339	\$591,539	\$567,567	\$0
5112 - PERSONAL & SAFETY EQUIPMENT	\$0	\$350	\$150	\$150	\$250	\$250	\$0
5122 - CELL PHONES	\$1,751	\$3,692	\$2,692	\$2,287	\$1,789	\$1,789	\$0
5171 - MAINTENANCE OF EQUIPMENT	\$0	\$250	\$250	\$0	\$100	\$100	\$0
5173 - MAINTENANCE OF EQUIPMENT-MATER	\$90	\$100	\$100	\$31	\$100	\$100	\$0
5211 - MEMBERSHIPS	\$2,647	\$2,807	\$2,672	\$2,672	\$2,828	\$2,828	\$0
5232 - OFFICE & OTHER EQUIP < \$5,000	\$238	\$0	\$0	\$0	\$1,650	\$150	\$0
5260 - HEALTH - EMPLOYEE PHYSICALS	\$150	\$165	\$165	\$165	\$705	\$705	\$0
5263 - ADVERTISING	\$0	\$50	\$150	\$0	\$200	\$50	\$0
5265 - PROFESSIONAL & SPECIAL SERVICE	\$4,211	\$2,330	\$2,107	\$1,963	\$3,415	\$3,415	\$0
5291 - OFFICE, SPACE & SITE RENTAL	\$17,543	\$17,548	\$17,548	\$17,043	\$17,050	\$17,050	\$0
5301 - SMALL TOOLS & INSTRUMENTS	\$0	\$200	\$0	\$0	\$100	\$100	\$0
5311 - GENERAL OPERATING EXPENSE	\$3,516	\$4,675	\$9,275	\$10,015	\$6,780	\$6,780	\$0
5326 - LATE FEES & FINANCE CHARGES	\$0	\$0	\$0	\$4	\$0	\$0	\$0
5331 - TRAVEL EXPENSE	\$5,710	\$6,000	\$8,150	\$7,247	\$10,000	\$6,000	\$0
5351 - UTILITIES	\$1,126	\$1,780	\$1,780	\$1,044	\$2,145	\$1,200	\$0
SERVICES & SUPPLIES	\$36,987	\$39,947	\$45,039	\$42,626	\$47,112	\$40,517	\$0
5121 - INTERNAL CHARGES	\$0	\$0	\$2,600	\$2,585	\$1,882	\$1,882	\$0
5123 - TECH REFRESH EXPENSE	\$5,381	\$5,439	\$5,439	\$5,439	\$5,598	\$5,598	\$0
5124 - EXTERNAL CHARGES	\$31,108	\$31,150	\$35,523	\$35,468	\$36,444	\$36,444	\$0
5127 - MOBILE DEVICE MANAGEMENT-INTER	\$60	\$27	\$69	\$73	\$0	\$0	\$0
5128 - INTERNAL SHREDDING CHARGES	\$135	\$136	\$147	\$147	\$136	\$136	\$0
5129 - INTERNAL COPY CHARGES (NON-IS)	\$1,251	\$1,600	\$526	\$877	\$1,600	\$1,600	\$0
5152 - WORKERS COMPENSATION	\$4,656	\$17,017	\$17,017	\$17,017	\$6,722	\$6,722	\$0
5155 - PUBLIC LIABILITY INSURANCE	\$8,022	\$9,135	\$9,135	\$9,135	\$14,007	\$14,007	\$0
5315 - COUNTY COST PLAN	\$80,706	\$74,023	\$74,023	\$74,023	\$57,574	\$57,574	\$0
5333 - MOTOR POOL	\$25,823	\$24,000	\$20,888	\$19,595	\$25,000	\$25,000	\$0
INTERNAL CHARGES	\$157,143	\$162,527	\$165,367	\$164,361	\$148,963	\$148,963	\$0
5801 - OPERATING TRANSFERS OUT	\$0	\$31,000	\$31,000	\$93,000	\$0	\$0	\$0
OTHER FINANCING USES	\$0	\$31,000	\$31,000	\$93,000	\$0	\$0	\$0
TOTAL EXPENSES:	\$651,940	\$750,592	\$746,833	\$785,327	\$787,614	\$757,047	\$0
BUDGET UNIT: 023300 AGRICULTURAL COMM / SEALER	(\$138,835)	(\$227,730)	(\$212,447)	(\$296,400)	(\$289,735)	(\$257,868)	\$0

CANNABIS REGULATION-GENERAL OP 023301

DEPARTMENTAL FUNCTIONS

The Inyo County Commercial Cannabis Permit Office (C3PO) administers the business license component of the larger local commercial cannabis authorization process. This includes calling for license applications, processing these applications, assisting in application scoring, issuing licenses upon authorization by the Board of Supervisors, and providing inspection and oversight of commercial cannabis operations. Licensed activities include cultivation, manufacturing, distribution, testing, and retail.

MAJOR ACCOMPLISHMENTS IN FISCAL YEAR 2022-2023

- Continued working to manage the commercial cannabis permitting program, including inspections, staff, making needed process changes, and bringing needed code amendments to the Board of Supervisors.
- Staff attended trainings and networking meetings throughout the year to stay abreast of ever-changing regulation and legislative changes.
- Provided information and outreach to the public and parties interested in applying for licenses.
- Communicated and coordinated with the state Department of Cannabis Control.
- Worked with cannabis cultivation applicants to ensure compliance with applicable laws and regulations.

GOALS FOR FISCAL YEAR 2023-2024

- Conduct cultivation inspections in conjunction with other county departments and state officials.
- Continue to engage with lawmakers on legislation affecting our program.
- Continue to work with stakeholders to answer questions and provide guidance.
- Continue to improve the county's commercial cannabis permitting program.
- Finish review of fee schedules to ensure fees are set appropriately and bring recommendations to the Board of Supervisors.

DEPARTMENTAL BUDGET REQUEST FOR FISCAL YEAR 2023-2024

The Department's Fiscal Year 2023-2024 Requested Budget represents an overall decrease of \$17,894 in expenditures, and a decrease of \$17,657 in revenues, when compared to the Fiscal Year 2022-2023 Board Approved Budget. As a result, the Requested Net County Cost is decreased by \$237.

Personnel Costs decreased by \$23,255 compared to the Fiscal Year 2022-2023 Board Approved Budget, due to standard shifts of personnel each year.

Revenues

4821 (INTRA COUNTY CHARGES) decreased by \$17,657: Total program costs were decreased.

Personnel

The Department's Requested Budget represents a decrease in the number of fulltime equivalent (FTE) positions that are supported by this budget.

There is a decrease of 0.20 FTE's due to the standard shift of personnel each fiscal year.

Services & Supplies

5232 (OFFICE & OTHER EQUIP < \$5,000) decreased by \$3,850: This was decreased to reflect projections based on the FY 22/23 actuals; **5301** (SMALL TOOLS & INSTRUMENTS) decreased by \$125: This was decreased to reflect projections based on the FY 22/23 actuals; **5311** (GENERAL OPERATING EXPENSE) decreased by \$2,200: This was decreased to reflect projections based on the FY 22/23 actuals; **5331** (TRAVEL EXPENSE) decreased by \$200: This was decreased to reflect projections based on the FY 22/23 actuals; **5351** (UTILITIES) increased by \$1,065: This was decreased to reflect projections based on the FY 22/23 actuals.

Support & Care of Persons

(There are no changes in this object category from the previous fiscal year.)

Fixed Assets

(There are no changes in this object category from the previous fiscal year.)

FISCAL YEAR 2023-2024 REDUCTION IMPACTS TO BASE BUDGET

N/A

FISCAL YEAR 2023-2024 STATE/FEDERAL FUNDING SUMMARY

N/A

FISCAL YEAR 2023-2024 REGULATORY COMPLIANCE SUMMARY

N/A

MAJOR POLICY CONSIDERATIONS BEING REQUESTED

N/A

COUNTY OF INYO

BUD002A - BUDGET REQUESTS

RUNDATE: 06/30/2023 TODAY'S DATE: 08/31/2023

FOR FISCAL YEARS: 07/01/2021 - 06/30/24

	YTD ACTUALS 06/30/2022	BOARD APPROVED 06/30/2023	WORKING BUDGET 06/30/2023	YTD ACTUALS 06/30/2023	DEPT REQUESTED 06/30/2024	CAO RECOMM 06/30/2024	BOARD APPROVED 06/30/2024
BUDGET UNIT: 023301 CANNABIS REGULATION-GENERAL OP							
FUND: 0041 CANNABIS REGULATION-GENERAL							
REVENUES:							
4821 - INTRA COUNTY CHARGES	\$248,341	\$201,334	\$196,277	\$199,839	\$183,677	\$180,666	\$0
CHARGES FOR CURRENT SERVICES	\$248,341	\$201,334	\$196,277	\$199,839	\$183,677	\$180,666	\$0
TOTAL REVENUES:	\$248,341	\$201,334	\$196,277	\$199,839	\$183,677	\$180,666	\$0
EXPENSES:							
5001 - SALARIED EMPLOYEES	\$161,277	\$97,242	\$95,153	\$95,862	\$79,883	\$79,883	\$0
5003 - OVERTIME	\$41	\$0	\$0	\$0	\$0	\$0	\$0
5021 - RETIREMENT & SOCIAL SECURITY	\$11,674	\$7,180	\$7,056	\$6,977	\$6,040	\$6,040	\$0
5022 - PERS RETIREMENT	\$23,986	\$12,930	\$12,572	\$12,810	\$9,430	\$9,430	\$0
5031 - MEDICAL INSURANCE	\$19,038	\$15,044	\$15,044	\$16,275	\$14,101	\$14,101	\$0
5032 - DISABILITY INSURANCE	\$1,594	\$1,010	\$993	\$847	\$697	\$697	\$0
5043 - OTHER BENEFITS	\$1,670	\$0	\$0	\$843	\$0	\$0	\$0
SALARIES & BENEFITS	\$219,283	\$133,406	\$130,818	\$133,616	\$110,151	\$110,151	\$0
5112 - PERSONAL & SAFETY EQUIPMENT	\$0	\$250	\$250	\$150	\$250	\$150	\$0
5122 - CELL PHONES	\$329	\$816	\$400	\$321	\$816	\$350	\$0
5232 - OFFICE & OTHER EQUIP < \$5,000	\$0	\$5,500	\$3,500	\$0	\$1,650	\$150	\$0
5263 - ADVERTISING	\$0	\$100	\$0	\$0	\$100	\$100	\$0
5265 - PROFESSIONAL & SPECIAL SERVICE	\$4,718	\$4,910	\$6,035	\$6,034	\$4,910	\$4,910	\$0
5291 - OFFICE, SPACE & SITE RENTAL	\$274	\$278	\$274	\$274	\$278	\$278	\$0
5301 - SMALL TOOLS & INSTRUMENTS	\$0	\$125	\$125	\$0	\$0	\$0	\$0
5311 - GENERAL OPERATING EXPENSE	\$274	\$2,600	\$2,250	\$2,189	\$400	\$400	\$0
5326 - LATE FEES & FINANCE CHARGES	\$4	\$0	\$0	\$0	\$0	\$0	\$0
5331 - TRAVEL EXPENSE	\$385	\$2,000	\$5,150	\$3,693	\$1,800	\$1,800	\$0
5351 - UTILITIES	\$885	\$1,080	\$1,080	\$1,026	\$2,145	\$1,200	\$0
SERVICES & SUPPLIES	\$6,873	\$17,659	\$19,064	\$13,689	\$12,349	\$9,338	\$0
5121 - INTERNAL CHARGES	\$52	\$115	\$115	\$112	\$115	\$115	\$0
5123 - TECH REFRESH EXPENSE	\$2,153	\$2,176	\$2,176	\$2,176	\$1,120	\$1,120	\$0
5124 - EXTERNAL CHARGES	\$1,029	\$1,195	\$1,195	\$1,680	\$1,953	\$1,953	\$0
5127 - MOBILE DEVICE MANAGEMENT-INTER	\$15	\$7	\$20	\$18	\$0	\$0	\$0
5129 - INTERNAL COPY CHARGES (NON-IS)	\$207	\$300	\$220	\$86	\$300	\$300	\$0

COUNTY OF INYO

BUD002A - BUDGET REQUESTS

RUNDATE: 06/30/2023 TODAY'S DATE: 08/31/2023

FOR FISCAL YEARS: 07/01/2021 - 06/30/24

	YTD ACTUALS 06/30/2022	BOARD APPROVED 06/30/2023	WORKING BUDGET 06/30/2023	YTD ACTUALS 06/30/2023	DEPT REQUESTED 06/30/2024	CAO RECOMM 06/30/2024	BOARD APPROVED 06/30/2024
5152 - WORKERS COMPENSATION	\$1,427	\$3,065	\$3,065	\$3,065	\$2,474	\$2,474	\$0
5155 - PUBLIC LIABILITY INSURANCE	\$2,221	\$4,899	\$4,899	\$4,899	\$4,777	\$4,777	\$0
5315 - COUNTY COST PLAN	\$4,333	\$22,630	\$22,630	\$22,630	\$36,219	\$36,219	\$0
5333 - MOTOR POOL	\$10,746	\$15,000	\$13,000	\$10,548	\$13,100	\$13,100	\$0
INTERNAL CHARGES	\$22,184	\$49,387	\$47,320	\$45,216	\$60,058	\$60,058	\$0
TOTAL EXPENSES:	\$248,340	\$200,452	\$197,202	\$192,522	\$182,558	\$179,547	\$0
BUDGET UNIT: 023301 CANNABIS REGULATION-GENERAL OP	\$0	\$882	(\$925)	\$7,316	\$1,119	\$1,119	\$0

ES WEED MANAGEMENT GRANT 621300

DEPARTMENTAL FUNCTIONS

The Eastern Sierra Weed Management Area's (ESWMA) function is to control, and where possible, eradicate non-native invasive weed species within Inyo and Mono Counties. Activities include detection, eradication, and control of rated pest infestations introduced into Inyo and Mono Counties. Management and eradication efforts include treatment, mechanical and biological control measures. Utilization of GPS technology for data acquisition and inclusion into a GIS program for evaluation and planning. Public outreach including information dissemination via public forums, informational displays, publication of outreach material, and personal contact with the public, other county departments, and other agencies. The ESWMA is composed of the Inyo/Mono Counties Agricultural Commissioner's Office and fourteen other agencies, including:

- Inyo County Water Department
- Sierra Nevada Conservancy
- Bureau of Land Management, Bishop Field Office
- Inyo/Mono Cattlemen's Association
- Inyo/Mono Resource Conservation District
- California Department of Transportation District 9
- Bishop Paiute Tribe
- California State Parks

MAJOR ACCOMPLISHMENTS IN FISCAL YEAR 2022-2023

- All grant funded sites were treated at least once, controlling and where possible eradicating invasive plant populations.
- Over 50 separate sites were managed within the LORP area and thousands of acres were surveyed.
- Management continued on lands in the Antelope Valley and Fish Lake Valley in Mono County. Management of sites in Round Valley and Tecopa in Inyo County continued.
- Funding was secured for two fiscal years for each county from the California Department of Food and Agriculture.
- Reorganization of program structure resulting in lower costs.

GOALS FOR FISCAL YEAR 2023-2024

- Continue to pursue long and short term funding opportunities through grant applications, outside agreements, legislation, and program contracts.
- Continue limited work on high-priority sites within LADWP lands, such as the LORP area.
- Monitor program effectiveness and continue to plan for long term changes in the program model.
- Achieve treatment of non-LADWP invasive plant sites cataloged in the ESWMA GIS database.
- Continue public outreach and cooperative weed control activities.

DEPARTMENTAL BUDGET REQUEST FOR FISCAL YEAR 2023-2024

The Department's Fiscal Year 2023-2024 Requested Budget represents an overall increase of \$69,598 in expenditures, and a decrease of \$83,101 in revenues, when compared to the Fiscal Year 2022-2023 Board Approved Budget. As a result, the Requested Net County Cost is increased by \$152,699.

Revenues decreased dramatically due to a lack of grant funding compared to the previous fiscal year. Personnel costs increased over the previous fiscal year mostly because there were no salaried employees included in the FY 22/23 approved budget. Additionally, increases occurred in areas in which we cannot control costs, such as medical insurance, retirement costs, and workers compensation.

Personnel Costs increased by \$66,363 compared to the Fiscal Year 2022-2023 Board Approved Budget, due to shifting personnel cost spreads between departments.

Revenues

4498 (STATE GRANTS) decreased by \$31,000: WCB grant ended; **4499** (STATE OTHER) decreased by \$21,101: The new state contract we entered into was less than the previous; **4824** (INTER GOVERNMENT CHARGES) decreased by \$20,000: This was allocated to the wrong object code in the previous fiscal year, so the \$20,000 in revenue still exists, but in a different object code; **4998** (OPERATING TRANSFERS IN) decreased by \$11,000: Lower anticipated transfers in.

Personnel

The Department's Requested Budget represents an increase in the number of fulltime equivalent (FTE) positions that are supported by this budget.

There is an increase of 0.45 FTE's to this budget as no salaried employees were included in FY 22/23, but in this budget, there are small portions of three employees resulting from changing costs spreads of personnel between department divisions.

Services & Supplies

5112 (PERSONAL & SAFETY EQUIPMENT) decreased by \$150: This was adjusted to reflect projections based on FY 22/23 actuals; **5122** (CELL PHONES) decreased by \$4: This was adjusted to reflect projections based on FY 22/23 actuals; **5154** (UNEMPLOYMENT INSURANCE) decreased by \$2,500: This was adjusted to reflect projections based on FY 22/23 actuals; **5301** (SMALL TOOLS & INSTRUMENTS) decreased by \$50: This was adjusted to reflect projections based on FY 22/23 actuals; **5311** (GENERAL OPERATING EXPENSE) increased by \$1,500: This was adjusted to reflect projections based on FY 22/23 actuals; **5351** (UTILITIES) increased by \$1,065: This was adjusted to reflect projections based on FY 22/23 actuals.

Support & Care of Persons

(There are no changes in this object category from the previous fiscal year.)

Fixed Assets

(There are no changes in this object category from the previous fiscal year.)

FISCAL YEAR 2023-2024 REDUCTION IMPACTS TO BASE BUDGET

N/A

FISCAL YEAR 2023-2024 STATE/FEDERAL FUNDING SUMMARY

This budget is supported partially with revenue derived from CDFA contracts. This funding extends into 2025, and we have no reason to expect the contracts are in jeopardy.

FISCAL YEAR 2023-2024 REGULATORY COMPLIANCE SUMMARY

N/A

MAJOR POLICY CONSIDERATIONS BEING REQUESTED

A lack of grant funding opportunities in the short term makes filling any full-time positions troublesome. This program has undergone some changes in its traditional model in order to maintain effectiveness while also operating with more seasonal staff and less full-time staff.

COUNTY OF INYO

BUD002A - BUDGET REQUESTS

RUNDATE: 06/30/2023 TODAY'S DATE: 08/31/2023

FOR FISCAL YEARS: 07/01/2021 - 06/30/24

	YTD ACTUALS 06/30/2022	BOARD APPROVED 06/30/2023	WORKING BUDGET 06/30/2023	YTD ACTUALS 06/30/2023	DEPT REQUESTED 06/30/2024	CAO RECOMM 06/30/2024	BOARD APPROVED 06/30/2024
BUDGET UNIT: 621300 ES WEED MANAGEMENT GRANT							
FUND: 6255 ES WEED MANAGEMENT GRANT							
REVENUES:							
4301 - INTEREST FROM TREASURY	(\$300)	\$0	(\$102)	\$221	\$0	\$0	\$0
REV USE OF MONEY & PROPERTY	(\$300)	\$0	(\$102)	\$221	\$0	\$0	\$0
4498 - STATE GRANTS	\$0	\$31,000	\$0	\$0	\$0	\$0	\$0
4499 - STATE OTHER	\$164,794	\$63,521	\$92,848	\$126,955	\$42,420	\$42,420	\$0
4599 - OTHER AGENCIES	\$50,000	\$50,000	\$50,000	\$50,000	\$50,000	\$50,000	\$0
AID FROM OTHER GOVT AGENCIES	\$214,794	\$144,521	\$142,848	\$176,955	\$92,420	\$92,420	\$0
4819 - SERVICES & FEES	\$591	\$7,500	\$7,500	\$4,279	\$7,500	\$7,500	\$0
4824 - INTER GOVERNMENT CHARGES	\$19,999	\$20,000	\$20,000	\$20,000	\$0	\$20,000	\$0
CHARGES FOR CURRENT SERVICES	\$20,590	\$27,500	\$27,500	\$24,279	\$7,500	\$27,500	\$0
4998 - OPERATING TRANSFERS IN	\$0	\$31,000	\$31,000	\$93,000	\$20,000	\$0	\$0
OTHER FINANCING SOURCES	\$0	\$31,000	\$31,000	\$93,000	\$20,000	\$0	\$0
4911 - SALES OF FIXED ASSETS	\$0	\$0	\$22,200	\$22,200	\$0	\$0	\$0
OTHER REVENUE	\$0	\$0	\$22,200	\$22,200	\$0	\$0	\$0
TOTAL REVENUES:	\$235,084	\$203,021	\$223,446	\$316,656	\$119,920	\$119,920	\$0
EXPENSES:							
5001 - SALARIED EMPLOYEES	\$42,100	\$0	\$0	\$293	\$48,983	\$48,983	\$0
5012 - PART TIME EMPLOYEES	\$37,312	\$42,026	\$42,026	\$21,637	\$37,468	\$37,468	\$0
5021 - RETIREMENT & SOCIAL SECURITY	\$6,130	\$3,252	\$3,252	\$1,695	\$6,483	\$6,483	\$0
5022 - PERS RETIREMENT	\$7,267	\$0	\$0	\$0	\$7,117	\$7,117	\$0
5024 - RETIREMENT-UNFUNDED LIAB	\$22,531	\$25,412	\$25,412	\$25,412	\$26,809	\$26,809	\$0
5031 - MEDICAL INSURANCE	\$9,641	\$12,498	\$12,498	\$0	\$22,409	\$22,409	\$0
5032 - DISABILITY INSURANCE	\$501	\$463	\$463	\$2	\$745	\$745	\$0
5043 - OTHER BENEFITS	\$2,832	\$0	\$0	\$0	\$0	\$0	\$0
SALARIES & BENEFITS	\$128,318	\$83,651	\$83,651	\$49,040	\$150,014	\$150,014	\$0
5112 - PERSONAL & SAFETY EQUIPMENT	\$430	\$600	\$500	\$166	\$450	\$450	\$0
5122 - CELL PHONES	\$848	\$516	\$916	\$910	\$512	\$512	\$0
5154 - UNEMPLOYMENT INSURANCE	\$7,074	\$5,000	\$5,000	\$0	\$2,500	\$2,500	\$0

COUNTY OF INYO

BUD002A - BUDGET REQUESTS

RUNDATE: 06/30/2023 TODAY'S DATE: 08/31/2023

FOR FISCAL YEARS: 07/01/2021 - 06/30/24

	YTD ACTUALS 06/30/2022	BOARD APPROVED 06/30/2023	WORKING BUDGET 06/30/2023	YTD ACTUALS 06/30/2023	DEPT REQUESTED 06/30/2024	CAO RECOMM 06/30/2024	BOARD APPROVED 06/30/2024
5171 - MAINTENANCE OF EQUIPMENT	\$0	\$100	\$100	\$0	\$100	\$100	\$0
5173 - MAINTENANCE OF EQUIPMENT-MATER	\$172	\$400	\$400	\$268	\$400	\$400	\$0
5263 - ADVERTISING	\$68	\$100	\$100	\$0	\$100	\$100	\$0
5265 - PROFESSIONAL & SPECIAL SERVICE	\$933	\$500	\$1,375	\$1,003	\$500	\$500	\$0
5291 - OFFICE, SPACE & SITE RENTAL	\$274	\$278	\$274	\$274	\$278	\$278	\$0
5301 - SMALL TOOLS & INSTRUMENTS	\$0	\$150	\$150	\$0	\$100	\$100	\$0
5311 - GENERAL OPERATING EXPENSE	\$4,560	\$5,000	\$1,100	\$174	\$6,500	\$6,500	\$0
5326 - LATE FEES & FINANCE CHARGES	\$2	\$0	\$0	\$0	\$0	\$0	\$0
5331 - TRAVEL EXPENSE	\$2,492	\$0	\$0	\$0	\$0	\$0	\$0
5351 - UTILITIES	\$885	\$1,080	\$1,080	\$1,026	\$2,145	\$2,145	\$0
SERVICES & SUPPLIES	\$17,744	\$13,724	\$10,995	\$3,824	\$13,585	\$13,585	\$0
5124 - EXTERNAL CHARGES	\$1,021	\$1,205	\$1,905	\$1,827	\$1,963	\$1,963	\$0
5127 - MOBILE DEVICE MANAGEMENT-INTER	\$36	\$14	\$33	\$20	\$0	\$0	\$0
5129 - INTERNAL COPY CHARGES (NON-IS)	\$32	\$200	\$80	\$39	\$100	\$100	\$0
5152 - WORKERS COMPENSATION	\$12,721	\$1,169	\$1,169	\$1,169	\$16,818	\$16,818	\$0
5155 - PUBLIC LIABILITY INSURANCE	\$2,972	\$1,868	\$1,868	\$1,868	\$619	\$619	\$0
5315 - COUNTY COST PLAN	\$29,000	\$18,235	\$18,235	\$18,235	\$6,565	\$6,565	\$0
5333 - MOTOR POOL	\$9,987	\$5,000	\$3,600	\$1,866	\$5,000	\$5,000	\$0
INTERNAL CHARGES	\$55,771	\$27,691	\$26,890	\$25,025	\$31,065	\$31,065	\$0
5650 - EQUIPMENT	\$28,919	\$0	\$0	\$0	\$0	\$0	\$0
FIXED ASSETS	\$28,919	\$0	\$0	\$0	\$0	\$0	\$0
TOTAL EXPENSES:	\$230,754	\$125,066	\$121,536	\$77,890	\$194,664	\$194,664	\$0
BUDGET UNIT: 621300 ES WEED MANAGEMENT GRANT	\$4,330	\$77,955	\$101,910	\$238,765	(\$74,744)	(\$74,744)	\$0

INYO MOSQUITO ABATEMENT

154101

DEPARTMENTAL FUNCTIONS

The mosquito abatement program exists to both protect public health from infectious diseases spread by, as well as reduce nuisance from, mosquito species that exist within the Owens Valley Mosquito Abatement Program (OVMAP) and Mammoth Lakes Mosquito Abatement District (MLMAD) boundaries. These goals are met through integrated pest management actions, including source reduction, water management, biological control, chemical control, and public outreach and education.

MAJOR ACCOMPLISHMENTS IN FISCAL YEAR 2022-2023

- This program managed mosquito populations, with no significant increase in complaints from the public.
- Equipment was kept operational using mostly in-house staff, reducing costs to ratepayers.
- Staff maintained vector control technician certification through attendance at conferences and taking continuing education classes.
- Staff continued to move forward with a succession plan to ensure that the program maintains effectiveness as more experienced employees consider retirement.
- The program attended several local events and gatherings to interact with the public, providing outreach on the program, health threats caused by mosquitoes and ways to prevent mosquitoes.

GOALS FOR FISCAL YEAR 2023-2024

- Continue to conduct field surveillance for mosquitoes.
- Continue to work with residents and other agencies to reduce mosquito breeding habitat.
- Work with the Mammoth Lakes Mosquito Abatement District Board to provide contract work for mosquito abatement activities.
- Continue to research new and innovative ways to provide mosquito control to ratepayers, especially those that provide a higher value at the same or lower cost.
- Continue to phase out old and unneeded equipment and vehicles with the goal of reducing maintenance costs over time while also ensuring that equipment is operational when a major mosquito event occurs.

DEPARTMENTAL BUDGET REQUEST FOR FISCAL YEAR 2023-2024

The Department's Fiscal Year 2023-2024 Requested Budget represents an overall increase of \$781,772 in expenditures, and an increase of \$765,051 in revenues, when compared to the Fiscal Year 2022-2023 Board Approved Budget. As a result, the Requested Net County Cost is increased by \$16,721.

Most of the increase in revenues and expenditures is due to anticipated aerial treatments due to historic runoff conditions. The remainder is mostly due to increased pesticide purchases expected due to high runoff.

Personnel Costs increased by \$8,220 compared to the Fiscal Year 2022-2023 Board Approved Budget, due to the addition of a short-term seasonal position.

Revenues

4301 (INTEREST FROM TREASURY) increased by \$250: To more accurately reflect projections based on FY22/23 actuals; **4563** (CONTRIBUTION FROM DWP) increased by \$762,000: Expected contribution for aerial treatment; **4727** (ABATEMENT FEES) increased by \$3,801: To more accurately reflect projections based on FY22/23 actuals; **4819** (SERVICES & FEES) increased by \$5,000: To more accurately reflect projections based on FY22/23 actuals; **4911** (SALES OF FIXED ASSETS) decreased by \$6,000: No equipment is expected to be sold.

Personnel

The Department's Requested Budget represents a decrease in the number of fulltime equivalent (FTE) positions that are supported by this budget.

There is a decrease of 0.15 due to standard shifts that occur each fiscal year.

Services & Supplies

5122 (CELL PHONES) increased by \$317: To more accurately reflect projections based on FY22/23 actuals; **5171** (MAINTENANCE OF EQUIPMENT) increased by \$100: To more accurately reflect projections based on FY22/23 actuals; **5173** (MAINTENANCE OF EQUIPMENT-MATER) increased by \$300: To more accurately reflect projections based on FY22/23 actuals; **5211** (MEMBERSHIPS) increased by \$165: To more accurately reflect projections based on FY22/23 actuals; **5232** (OFFICE & OTHER EQUIP < \$5,000) decreased by \$1,850: To more accurately reflect projections based on FY22/23 actuals; **5265** (PROFESSIONAL & SPECIAL SERVICE) increased by \$2,200: To more accurately reflect projections based on FY22/23 actuals; **5291** (OFFICE, SPACE & SITE RENTAL) increased by \$1: We're lucky it was only \$1; **5311** (GENERAL OPERATING EXPENSE) increased by \$770,000: This is due to increased pesticide purchases as well as an expected aerial treatment; **5331** (TRAVEL EXPENSE) decreased by \$200: Fewer employees expected to attend the annual conference; **5351** (UTILITIES) increased by \$365: To more accurately reflect projections based on FY22/23 actuals.

Support & Care of Persons

(There are no changes in this object category from the previous fiscal year.)

Fixed Assets

5650 (EQUIPMENT) decreased by \$16,000: Two ATV's were purchased in FY22/23 and none are needed this year.

FISCAL YEAR 2023-2024 REDUCTION IMPACTS TO BASE BUDGET

N/A

FISCAL YEAR 2023-2024 STATE/FEDERAL FUNDING SUMMARY

N/A

FISCAL YEAR 2023-2024 REGULATORY COMPLIANCE SUMMARY

Continued compliance with the National Pollutant Discharge Elimination System (NPDES) including report submission through Mosquito and Vector Control Association of California (MVCAC).

MAJOR POLICY CONSIDERATIONS BEING REQUESTED

N/A

COUNTY OF INYO

BUD002A - BUDGET REQUESTS

RUNDATE: 06/30/2023 TODAY'S DATE: 08/31/2023

FOR FISCAL YEARS: 07/01/2021 - 06/30/24

	YTD ACTUALS 06/30/2022	BOARD APPROVED 06/30/2023	WORKING BUDGET 06/30/2023	YTD ACTUALS 06/30/2023	DEPT REQUESTED 06/30/2024	CAO RECOMM 06/30/2024	BOARD APPROVED 06/30/2024
BUDGET UNIT: 154101 INYO MOSQUITO ABATEMENT							
FUND: 1541 INYO MOSQUITO ABATEMENT							
REVENUES:							
4301 - INTEREST FROM TREASURY	\$357	\$100	\$268	\$1,884	\$350	\$350	\$0
REV USE OF MONEY & PROPERTY	\$357	\$100	\$268	\$1,884	\$350	\$350	\$0
4563 - CONTRIBUTION FROM DWP	\$22,254	\$45,000	\$45,000	\$3,639	\$807,000	\$807,000	\$0
4599 - OTHER AGENCIES	\$11,189	\$25,000	\$25,000	\$20,572	\$25,000	\$25,000	\$0
AID FROM OTHER GOVT AGENCIES	\$33,443	\$70,000	\$70,000	\$24,211	\$832,000	\$832,000	\$0
4727 - ABATEMENT FEES	\$420,656	\$432,088	\$432,088	\$429,190	\$435,889	\$435,889	\$0
4819 - SERVICES & FEES	\$65,000	\$65,000	\$65,000	\$65,000	\$70,000	\$70,000	\$0
CHARGES FOR CURRENT SERVICES	\$485,656	\$497,088	\$497,088	\$494,190	\$505,889	\$505,889	\$0
4911 - SALES OF FIXED ASSETS	\$0	\$6,000	\$6,000	\$3,951	\$0	\$0	\$0
OTHER REVENUE	\$0	\$6,000	\$6,000	\$3,951	\$0	\$0	\$0
TOTAL REVENUES:	\$519,458	\$573,188	\$573,356	\$524,238	\$1,338,239	\$1,338,239	\$0
EXPENSES:							
5001 - SALARIED EMPLOYEES	\$118,733	\$201,484	\$201,484	\$194,833	\$177,360	\$177,360	\$0
5003 - OVERTIME	\$3,283	\$2,851	\$3,351	\$4,041	\$6,649	\$6,649	\$0
5004 - STANDBY TIME	\$0	\$0	\$0	\$0	\$300	\$300	\$0
5005 - HOLIDAY OVERTIME	\$267	\$1,902	\$1,902	\$742	\$0	\$0	\$0
5012 - PART TIME EMPLOYEES	\$34,017	\$64,776	\$64,776	\$42,970	\$78,127	\$78,127	\$0
5021 - RETIREMENT & SOCIAL SECURITY	\$11,375	\$20,278	\$20,278	\$17,264	\$20,005	\$20,005	\$0
5022 - PERS RETIREMENT	(\$49,145)	\$29,262	\$29,262	\$28,980	\$26,901	\$26,901	\$0
5024 - RETIREMENT-UNFUNDED LIAB	\$34,034	\$38,387	\$38,387	\$38,387	\$40,497	\$40,497	\$0
5025 - RETIREE HEALTH BENEFITS	\$22,784	\$25,472	\$25,472	\$25,817	\$30,324	\$30,324	\$0
5031 - MEDICAL INSURANCE	\$39,032	\$68,839	\$68,839	\$53,464	\$81,853	\$81,853	\$0
5032 - DISABILITY INSURANCE	\$1,288	\$2,863	\$2,863	\$1,699	\$2,318	\$2,318	\$0
5045 - COMPENSATED ABSENCE EXPENSE	\$15	\$0	\$0	\$0	\$0	\$0	\$0
5046 - OPEB EXPENSE	\$34,642	\$0	\$0	\$0	\$0	\$0	\$0
SALARIES & BENEFITS	\$250,330	\$456,114	\$456,614	\$408,201	\$464,334	\$464,334	\$0
5112 - PERSONAL & SAFETY EQUIPMENT	\$859	\$1,250	\$1,250	\$923	\$1,250	\$1,250	\$0

COUNTY OF INYO

BUD002A - BUDGET REQUESTS

RUNDATE: 06/30/2023 TODAY'S DATE: 08/31/2023

FOR FISCAL YEARS: 07/01/2021 - 06/30/24

	YTD ACTUALS 06/30/2022	BOARD APPROVED 06/30/2023	WORKING BUDGET 06/30/2023	YTD ACTUALS 06/30/2023	DEPT REQUESTED 06/30/2024	CAO RECOMM 06/30/2024	BOARD APPROVED 06/30/2024
5122 - CELL PHONES	\$1,351	\$1,755	\$1,455	\$1,242	\$2,072	\$2,072	\$0
5154 - UNEMPLOYMENT INSURANCE	\$0	\$7,500	\$7,500	\$0	\$7,500	\$7,500	\$0
5171 - MAINTENANCE OF EQUIPMENT	\$209	\$500	\$500	\$500	\$600	\$600	\$0
5173 - MAINTENANCE OF EQUIPMENT-MATER	\$5,204	\$5,000	\$5,000	\$4,976	\$5,300	\$5,300	\$0
5211 - MEMBERSHIPS	\$5,753	\$7,116	\$7,927	\$6,894	\$7,281	\$7,281	\$0
5232 - OFFICE & OTHER EQUIP < \$5,000	\$2,406	\$5,100	\$5,100	\$83	\$3,250	\$1,750	\$0
5263 - ADVERTISING	\$271	\$330	\$200	\$200	\$330	\$330	\$0
5265 - PROFESSIONAL & SPECIAL SERVICE	\$18,537	\$18,500	\$18,075	\$17,303	\$20,700	\$770,700	\$0
5291 - OFFICE, SPACE & SITE RENTAL	\$274	\$1,007	\$1,007	\$274	\$1,008	\$1,008	\$0
5301 - SMALL TOOLS & INSTRUMENTS	\$397	\$500	\$500	\$0	\$500	\$500	\$0
5311 - GENERAL OPERATING EXPENSE	\$22,872	\$23,000	\$29,800	\$25,813	\$793,000	\$43,000	\$0
5326 - LATE FEES & FINANCE CHARGES	\$48	\$0	\$0	\$23	\$0	\$0	\$0
5331 - TRAVEL EXPENSE	\$857	\$3,000	\$2,877	\$2,877	\$2,800	\$2,800	\$0
5351 - UTILITIES	\$885	\$1,780	\$1,780	\$1,004	\$2,145	\$2,145	\$0
SERVICES & SUPPLIES	\$59,890	\$76,338	\$82,971	\$62,114	\$847,736	\$846,236	\$0
5123 - TECH REFRESH EXPENSE	\$3,005	\$3,051	\$3,051	\$3,051	\$1,045	\$1,045	\$0
5124 - EXTERNAL CHARGES	\$6,558	\$7,150	\$9,350	\$9,542	\$9,477	\$9,477	\$0
5127 - MOBILE DEVICE MANAGEMENT-INTER	\$77	\$33	\$59	\$48	\$0	\$0	\$0
5129 - INTERNAL COPY CHARGES (NON-IS)	\$233	\$700	\$250	\$150	\$700	\$700	\$0
5152 - WORKERS COMPENSATION	\$3,449	\$3,179	\$3,179	\$3,179	\$5,631	\$5,631	\$0
5155 - PUBLIC LIABILITY INSURANCE	\$4,961	\$4,626	\$4,626	\$4,626	\$10,118	\$10,118	\$0
5315 - COUNTY COST PLAN	\$31,342	\$28,944	\$28,944	\$28,944	\$31,066	\$31,066	\$0
5333 - MOTOR POOL	\$43,117	\$36,000	\$32,977	\$40,082	\$43,800	\$43,800	\$0
INTERNAL CHARGES	\$92,743	\$83,683	\$82,436	\$89,622	\$101,837	\$101,837	\$0
5650 - EQUIPMENT	\$0	\$32,000	\$23,826	\$23,825	\$16,000	\$16,000	\$0
FIXED ASSETS	\$0	\$32,000	\$23,826	\$23,825	\$16,000	\$16,000	\$0
5799 - DEPRECIATION	\$7,719	\$0	\$0	\$0	\$0	\$0	\$0
DEPRECIATION	\$7,719	\$0	\$0	\$0	\$0	\$0	\$0
TOTAL EXPENSES:	<u>\$410,684</u>	<u>\$648,135</u>	<u>\$645,847</u>	<u>\$583,765</u>	<u>\$1,429,907</u>	<u>\$1,428,407</u>	<u>\$0</u>
BUDGET UNIT: 154101 INYO MOSQUITO ABATEMENT	\$108,773	(\$74,947)	(\$72,491)	(\$59,527)	(\$91,668)	(\$90,168)	\$0

CHILD SUPPORT SERVICES

022501

DEPARTMENTAL FUNCTIONS

The Eastern Sierra Department of Child Support Services is responsible for establishing paternity; child support; and establishing medical support orders for children and families in Inyo and Mono Counties. The program is also responsible for the enforcement and modification of these orders. The program's operation is subject to numerous State and Federal laws and regulations.

Established by Title IV-D of the Social Security Act and governed by California Family Code Section (s) 17400 et.seq., among others. The Department undertakes mandated functions in collaboration with custodial and non-custodial parents, the Inyo and Mono County Superior Courts, and other Health and Human Services and local Tribal TANF programs.

The Department tracks collections and performance management data and prepares annual performance management plans required by the California Department of Child Support Services (DCSS). The Department prepares state and county budgeting claims, and fiscal tracking of our allocation and program expenditures.

This year we are funded in alignment with the California Department of Child Support Services funding methodology at \$1,339,790 administrative allocation and \$1,850 EDP allocation. This allocation is based on caseload size for the agency. During Fiscal Year 2021-2022 California Department of Child Support Services implemented a cost effectiveness incentive that allowed local child support agencies the opportunity to establish a savings plan. Last fiscal year, our agency was able to create a savings balance of \$100,000 that we may draw down from the state as needed to support our Child Support activities.

MAJOR ACCOMPLISHMENTS IN FISCAL YEAR 2022-2023

- Hired staff and restructured the organization in a way to provide succession and career path planning.
- Worked with our Community Partners to develop a safety network of agencies for our community.
- Focused on customer service from a holistic case management workflow. Allowing more time to ensure our participants have a clear and full understanding of their Child Support case.
- Trained new staff through virtual, and onsite trainings within the Child Support Program.
- Invested in additional community outreach events and advertising to target local families.

GOALS FOR FISCAL YEAR 2023-2024

- Reclassification of Child Support Specialists to address needs of hiring and employee retention to be included in the Equity study
- Increase our brand in the community through outreach by further expanding our Social Media presence, development of a department marketing plan for the calendar year and PopUp Style events to far reaching communities.
- Continue to work with qualifying participants in our Debt Reduction program and simplify the process to help families recover from state owed arrears.
- Perform account reviews and clean-up projects throughout the year to ensure each case is being monitored and serviced fully.

- Targeted improvements on Federal Performance measures of Current Support Collections and Collections on Arrears.

DEPARTMENTAL BUDGET REQUEST FOR FISCAL YEAR 2023-2024

The Department's Fiscal Year 2023-2024 Requested Budget represents an overall increase of \$107,927 in expenditures, and an increase of \$107,927 in revenues, when compared to the Fiscal Year 2022-2023 Board Approved Budget. As a result, the Requested Net County Cost is increased by \$0.

Building and Maintenance costs increased compared to the Fiscal Year 2022-2023 Board Approved Budget due to anticipated increases in utility costs that are billed to this department by Building and Maintenance. We have also budgeted \$20,000 in Deferred Maintenance for necessary security upgrades to our office. Due to recruitment lead times increasing from 90 days to 180 days, we have increased our overtime budget for current staff to offset department needs.

Personnel Costs increased by \$137,544 compared to the Fiscal Year 2022-2023 Board Approved Budget, due to the 19% increase in Medical Benefits, an increase of \$31,834, and the reclassification of the Case Worker positions and Program Manager position to bring these positions in line with other county positions of similar scope and responsibilities.

Revenues

4301 (INTEREST FROM TREASURY) increased by \$54: Based off of actual from FY 2022-2023 of \$854; **4478** (FAMILY SUPPORT REIM - STATE) increased by \$35,880: DCSS Funding Methodology based off caseload size; Department is expecting a realignment increase for FY 2023-2024 pending Governor's approval of the proposed budget; This increase reflects the departments spending needs in FY 2023-2024 utilizing the funding provided in FY 2022-2023 allocation amount; **4554** (FAMILY SUPPORT ADMIN REIMBURSE) increased by \$71,993: DCSS Funding Methodology based off caseload size; Department is expecting a realignment increase for FY 2023-2024 pending Governor's approval of the proposed budget; This increase reflects the departments spending needs in FY 2023-2024 utilizing the funding provided in FY 2022-2023 allocation amount.

Personnel

The Department's Requested Budget represents no change in the number of fulltime equivalent (FTE) positions that are supported by this budget.

Personnel Costs increased by \$60,474 compared to the Fiscal Year 2022-2023 Board Approved Budget, due to a 19% increase in Medical Benefits, an increase of \$31,834. We are requesting a reclass for the Case Worker position and the Program Manager position be included in the equity study. The reclassification of the Case Worker and Program Manager positions will bring them in line with other county positions of similar scope and responsibility and will allow for the recruitment of qualified candidates and the retention of current staff. These reclassifications would represent a 2.72% cost increase. This also includes the last of three COLA increases of 4% from the current ICEA MOU.

Services & Supplies

5232 (OFFICE & OTHER EQUIP < \$5,000) decreased by \$4,000: Costs brought into line with Actuals; **5263** (ADVERTISING) decreased by \$8,750: Costs brought into line with Actuals; **5265** (PROFESSIONAL & SPECIAL SERVICE) decreased by \$15,900: Costs brought into line with Actuals;

5281 (RENTS & LEASES-EQUIPMENT) increased by \$1,150: The lease of our postage meter will be increasing this fiscal year due to renewal of the lease agreement; **5291** (OFFICE, SPACE & SITE RENTAL) increased by \$470: The lease agreement for our Mono County office has increased this fiscal year; **5311** (GENERAL OPERATING EXPENSE) decreased by \$15,060: Costs brought into line with Actuals; **5331** (TRAVEL EXPENSE) decreased by \$7,000: Costs brought into line with Actuals; **5351** (UTILITIES) decreased by \$14,800: Utility costs billed to the department by B&M were moved to 5124-External Charges.

Support & Care of Persons

(There are no changes in this object category from the previous fiscal year.)

Fixed Assets

(There are no changes in this object category from the previous fiscal year.)

FISCAL YEAR 2023-2024 REDUCTION IMPACTS TO BASE BUDGET

The Department's Fiscal Year 2023-2024 requested budget represents an increase of expenditures, primarily in the categories of Salaries & Benefits as well as Building & Maintenance. The increase in Benefits, mainly the 19% increase in Medical Benefits, an increase of \$31,834, reclass of staff, COLAs, and the increase of utilities billed to this department by Building and Maintenance are beyond the control of this Department and has necessitated cuts in other object codes.

The Department believes that reclassification of the Case Worker and Program Manager positions will bring these positions into parity with other county positions with similar scope and responsibilities and will allow for the recruitment of qualified candidates and the retention of current staff. The reclassification of these positions represents a 2.72% increase in expenditures.

Building and Maintenance costs increased compared to the Fiscal Year 2022-2023 Board Approved Budget due to an anticipated increase in utility costs that are billed to this department by Building and Maintenance. We have budgeted \$5,000 in Deferred Maintenance for necessary security upgrades to our office. We are currently reviewing security options to protect our payment Kiosks that may incur additional costs that may be pulled from the Federal Performance Incentive Funds.

FISCAL YEAR 2023-2024 STATE/FEDERAL FUNDING SUMMARY

The Department's Fiscal Year 2023-2024 requested budget is flat funded with FY 2022-2023 pending the Governor's approval of the FY 2023-2024 budget. Should the Governor approve the proposed budget the agency may see an increase of \$85,844 in the administrative allocation. This is a result of additional funding from DCSS to bring all Child Support Agencies into an equally funded model based on FTEs to Caseload methodology. The agency will continue to strive for achieving optimum cost effectiveness to ensure federal compliance.

FISCAL YEAR 2023-2024 REGULATORY COMPLIANCE SUMMARY

We are required to comply with all programmatic and regulatory processes to support our local program. Our funding is tied to compliance, cost effectiveness and collection performance.

MAJOR POLICY CONSIDERATIONS BEING REQUESTED

We consistently strive to improve our quality of service to participants, through adequate staffing, and programming within our allocation for SFY 2023-2024. Staffing has continued to be a challenge and anticipate that with the reclassification of Child Support Specialists it will improve our candidate pool and allow the department to successfully recruit.

The State Department of Child Support Services has developed a Federal Performance Incentive Savings Plan for those child support agencies that under-expend their allocation. The savings plan will be available for projects, Capital expenditures (CapEx), and temporary staffing within agencies that are not covered under the standard annual allocation amounts.

COUNTY OF INYO

BUD002A - BUDGET REQUESTS

RUNDATE: 06/30/2023 TODAY'S DATE: 08/31/2023

FOR FISCAL YEARS: 07/01/2021 - 06/30/24

	YTD ACTUALS 06/30/2022	BOARD APPROVED 06/30/2023	WORKING BUDGET 06/30/2023	YTD ACTUALS 06/30/2023	DEPT REQUESTED 06/30/2024	CAO RECOMM 06/30/2024	BOARD APPROVED 06/30/2024
BUDGET UNIT: 022501 CHILD SUPPORT SERVICES							
FUND: 0029 CHILD SUPPORT SERVICES							
REVENUES:							
4301 - INTEREST FROM TREASURY	\$498	\$800	\$800	\$1,829	\$854	\$854	\$0
REV USE OF MONEY & PROPERTY	\$498	\$800	\$800	\$1,829	\$854	\$854	\$0
4478 - FAMILY SUPPORT REIM - STATE	\$388,872	\$437,526	\$437,526	\$411,956	\$473,406	\$473,406	\$0
4498 - STATE GRANTS	\$0	\$0	\$1	\$0	\$0	\$0	\$0
4554 - FAMILY SUPPORT ADMIN REIMBURSE	\$635,798	\$888,311	\$888,311	\$740,228	\$960,304	\$960,304	\$0
AID FROM OTHER GOVT AGENCIES	\$1,024,670	\$1,325,837	\$1,325,838	\$1,152,184	\$1,433,710	\$1,433,710	\$0
4999 - PRIOR YEARS REIMBURSEMENTS	\$530	\$0	\$0	\$0	\$0	\$0	\$0
OTHER REVENUE	\$530	\$0	\$0	\$0	\$0	\$0	\$0
TOTAL REVENUES:	\$1,025,698	\$1,326,637	\$1,326,638	\$1,154,013	\$1,434,564	\$1,434,564	\$0
EXPENSES:							
5001 - SALARIED EMPLOYEES	\$402,370	\$551,491	\$551,491	\$470,176	\$581,449	\$581,449	\$0
5003 - OVERTIME	\$0	\$0	\$0	\$0	\$5,000	\$5,000	\$0
5012 - PART TIME EMPLOYEES	\$0	\$0	\$0	\$0	\$50,000	\$50,000	\$0
5021 - RETIREMENT & SOCIAL SECURITY	\$30,820	\$43,033	\$43,033	\$34,519	\$45,449	\$45,449	\$0
5022 - PERS RETIREMENT	\$53,428	\$63,872	\$63,872	\$59,196	\$73,100	\$73,100	\$0
5024 - RETIREMENT-UNFUNDED LIAB	\$118,587	\$133,753	\$133,753	\$133,753	\$141,104	\$141,104	\$0
5025 - RETIREE HEALTH BENEFITS	\$68,171	\$77,465	\$77,465	\$67,515	\$68,865	\$68,865	\$0
5031 - MEDICAL INSURANCE	\$66,443	\$106,656	\$106,656	\$106,972	\$148,742	\$148,742	\$0
5032 - DISABILITY INSURANCE	\$4,478	\$6,123	\$6,123	\$4,129	\$5,302	\$5,302	\$0
5043 - OTHER BENEFITS	\$13,830	\$6,314	\$6,314	\$3,668	\$7,240	\$7,240	\$0
SALARIES & BENEFITS	\$758,130	\$988,707	\$988,707	\$879,931	\$1,126,251	\$1,126,251	\$0
5122 - CELL PHONES	\$2,025	\$2,500	\$2,500	\$2,282	\$2,500	\$2,500	\$0
5232 - OFFICE & OTHER EQUIP < \$5,000	\$3,427	\$6,000	\$6,000	\$5,532	\$2,000	\$2,000	\$0
5263 - ADVERTISING	\$44,506	\$12,500	\$12,500	\$9,493	\$3,750	\$3,750	\$0
5265 - PROFESSIONAL & SPECIAL SERVICE	\$86,116	\$104,112	\$104,401	\$94,417	\$88,212	\$88,212	\$0
5281 - RENTS & LEASES-EQUIPMENT	\$678	\$800	\$800	\$678	\$1,950	\$1,950	\$0
5291 - OFFICE, SPACE & SITE RENTAL	\$49,075	\$52,576	\$52,576	\$46,966	\$53,046	\$53,046	\$0
5311 - GENERAL OPERATING EXPENSE	\$17,704	\$27,070	\$27,012	\$17,136	\$12,010	\$12,010	\$0

COUNTY OF INYO

BUD002A - BUDGET REQUESTS

RUNDATE: 06/30/2023 TODAY'S DATE: 08/31/2023

FOR FISCAL YEARS: 07/01/2021 - 06/30/24

	YTD ACTUALS 06/30/2022	BOARD APPROVED 06/30/2023	WORKING BUDGET 06/30/2023	YTD ACTUALS 06/30/2023	DEPT REQUESTED 06/30/2024	CAO RECOMM 06/30/2024	BOARD APPROVED 06/30/2024
5331 - TRAVEL EXPENSE	\$7,244	\$17,000	\$19,500	\$13,124	\$10,000	\$10,000	\$0
5351 - UTILITIES	\$10,094	\$20,200	\$8,200	\$1,666	\$5,400	\$5,400	\$0
SERVICES & SUPPLIES	\$220,874	\$242,758	\$233,489	\$191,297	\$178,868	\$178,868	\$0
5123 - TECH REFRESH EXPENSE	\$2,153	\$2,176	\$2,176	\$2,176	\$2,239	\$2,239	\$0
5124 - EXTERNAL CHARGES	\$25,161	\$26,023	\$35,523	\$36,105	\$41,528	\$41,528	\$0
5127 - MOBILE DEVICE MANAGEMENT-INTER	\$11	\$7	\$7	\$0	\$0	\$0	\$0
5128 - INTERNAL SHREDDING CHARGES	\$786	\$743	\$801	\$801	\$743	\$743	\$0
5129 - INTERNAL COPY CHARGES (NON-IS)	\$2	\$1,000	\$1,000	\$884	\$750	\$750	\$0
5152 - WORKERS COMPENSATION	\$6,038	\$7,440	\$7,440	\$7,440	\$11,175	\$11,175	\$0
5155 - PUBLIC LIABILITY INSURANCE	\$9,396	\$11,892	\$11,892	\$11,892	\$21,572	\$21,572	\$0
5315 - COUNTY COST PLAN	\$53,370	\$28,841	\$28,841	\$28,841	\$16,958	\$16,958	\$0
5333 - MOTOR POOL	\$5,011	\$17,050	\$17,050	\$8,414	\$14,480	\$14,480	\$0
INTERNAL CHARGES	\$101,929	\$95,172	\$104,730	\$96,554	\$109,445	\$109,445	\$0
5801 - OPERATING TRANSFERS OUT	\$0	\$0	\$0	\$0	\$20,000	\$20,000	\$0
OTHER FINANCING USES	\$0	\$0	\$0	\$0	\$20,000	\$20,000	\$0
TOTAL EXPENSES:	\$1,080,934	\$1,326,637	\$1,326,926	\$1,167,783	\$1,434,564	\$1,434,564	\$0
BUDGET UNIT: 022501 CHILD SUPPORT SERVICES	(\$55,235)	\$0	(\$288)	(\$13,769)	\$0	\$0	\$0

PUBLIC ADMINISTRATOR

023600

DEPARTMENTAL FUNCTIONS

The Public Administrator (PA) investigates and may administer the estates of persons who die with no will or without an appropriate person willing or able to act as administrator. The Public Administrator has the same duties and functions as private Administrators, including, but not limited to:

- o Protect the decedent's property from waste, loss or theft;
- o Make appropriate burial arrangements;
- o Conduct thorough investigations to discover all assets;
- o Ensure that the estate is administered according to the decedent's wishes;
- o Pay decedent's bills and taxes;
- o Locate persons entitled to inherit from the estate and ensure that these individuals receive their inheritance;

The Public Guardian (PG) or Public Conservator conducts the official investigation into conservatorship matters. The Public Guardian also acts as the legally appointed guardian or conservator for persons found by the Superior Court to be unable to properly care for themselves or their finances or who can't resist undue influence or fraud. Such persons may suffer from dementia or other mental health disorders and are often older, frail or vulnerable adults. The Court may appoint conservatorship of the person only, the estate only or of both person and estate.

- o Conservatorship of the Person entails care of the conservatee's physical and mental health. Public Conservator determines where the conservatee shall live, facilitates appropriate arrangements for health care, housekeeping, transportation, and recreation;
- o Conservatorship of the Estate entails management of conservatee's finances. Conservator locates and takes control of assets, collects income due, pays bills, invests conservatee's money, buys and sells real property and protects conservatee's assets from theft, misappropriation or loss;

California Probate law requires Public Guardian to place conservatees in the least restrictive setting and requires a great deal of deliberation and petitioning to remove a conservatee from their home. The less restrictive a placement is the more oversight and 24 hour hands on daily management are required.

MAJOR ACCOMPLISHMENTS IN FISCAL YEAR 2022-2023

- 2 estates between \$100,000 to \$200,000
- 4 estates below \$20,000
- 1 conservatee lives independently and/or in their own home
- 3 conservatees live in skilled nursing facilities
- 3 conservatorships in process

GOALS FOR FISCAL YEAR 2023-2024

- Public Conservator had thirteen (13) referrals in FY 2022/2023 that were investigated, (5) five were found to be inappropriate for probate conservatorship two (2) require conservatorship in a timely period, (1) one will need to be conserved in the future (3) three may need to be conserved in the near future and (2) two are under investigation. Public Conservator has had an increase in referrals with increased complexity. Probate Law dictates that Public Conservator must investigate each referral within 72 hours. Most referrals require several days of research and sometimes weeks of investigation and negotiations, greatly impacting the PAPG office. Public Conservator has worked closely with APS, Bishop Care Center, Southern and Northern Inyo Hospitals and Inyo County Sheriff on several referrals.
- Public Conservator has fifteen (15) deceased conservatee estates that require Final Report and Accounting, final distributions and petitions to close estates. Final Accounts and reports can be lengthy and time consuming. All conservatees have multiple physical health issues that require frequent re-assessment of health care and directives. All require extensive case management with respect to Social Security benefits and Health and Drug care benefits, as well as property and money management

DEPARTMENTAL BUDGET REQUEST FOR FISCAL YEAR 2023-2024

The Department's Fiscal Year 2023-2024 Requested Budget represents an overall increase of \$49,405 in expenditures, and a decrease of \$1,800 in revenues, when compared to the Fiscal Year 2022-2023 Board Approved Budget. As a result, the Requested Net County Cost is increased by \$51,205.

Personnel Costs increased by \$39,195 compared to the Fiscal Year 2022-2023 Board Approved Budget, due to part time employee hire plus stand by coverage for 26 weeks.

Revenues

4682 (ESTATE FEES) decreased by \$4,000: FY 22/23 had a very large formal probate estate close; **4683** (PUBLIC GUARDIAN FEES) increased by \$2,200: Court accountings are done every 2 years which is when fees are granted, this year we will have the majority of accountings due.

Personnel

The Department's Requested Budget represents no change in the number of fulltime equivalent (FTE) positions that are supported by this budget.

There are no requested changes in the FTEs.

Services & Supplies

5122 (CELL PHONES) decreased by \$60: Costs decreased; **5232** (OFFICE & OTHER EQUIP < \$5,000) increased by \$1,000: Our office requires a restock of PPE and a gun safe; **5265** (PROFESSIONAL & SPECIAL SERVICE) increased by \$60: Purchase of quickbooks for 3 users; **5291** (OFFICE, SPACE & SITE RENTAL) increased by \$950: We were not able to empty storage unit as hoped during last FY; **5311** (GENERAL OPERATING EXPENSE) increased by \$500: Association fees and required conference fees have increased; **5331** (TRAVEL EXPENSE) increased by \$1,500: 2 people need to attend required conference this year due to missing last years conference; **5351** (UTILITIES) decreased by \$800: Phone billing done by IS now.

Support & Care of Persons

(There are no changes in this object category from the previous fiscal year.)

Fixed Assets

(There are no changes in this object category from the previous fiscal year.)

FISCAL YEAR 2023-2024 REDUCTION IMPACTS TO BASE BUDGET

N/A

FISCAL YEAR 2023-2024 STATE/FEDERAL FUNDING SUMMARY

N/A

FISCAL YEAR 2023-2024 REGULATORY COMPLIANCE SUMMARY

N/A

MAJOR POLICY CONSIDERATIONS BEING REQUESTED

N/A

COUNTY OF INYO

BUD002A - BUDGET REQUESTS

RUNDATE: 06/30/2023 TODAY'S DATE: 08/31/2023

FOR FISCAL YEARS: 07/01/2021 - 06/30/24

	YTD ACTUALS 06/30/2022	BOARD APPROVED 06/30/2023	WORKING BUDGET 06/30/2023	YTD ACTUALS 06/30/2023	DEPT REQUESTED 06/30/2024	CAO RECOMM 06/30/2024	BOARD APPROVED 06/30/2024
BUDGET UNIT: 023600 PUBLIC ADMINISTRATOR							
FUND: 0001 GENERAL FUND							
REVENUES:							
4682 - ESTATE FEES	\$4,919	\$16,000	\$14,609	\$0	\$12,000	\$12,000	\$0
4683 - PUBLIC GUARDIAN FEES	\$6,093	\$1,300	\$2,691	\$2,691	\$3,500	\$3,500	\$0
CHARGES FOR CURRENT SERVICES	\$11,012	\$17,300	\$17,300	\$2,691	\$15,500	\$15,500	\$0
TOTAL REVENUES:	\$11,012	\$17,300	\$17,300	\$2,691	\$15,500	\$15,500	\$0
EXPENSES:							
5001 - SALARIED EMPLOYEES	\$155,901	\$150,525	\$150,525	\$156,675	\$171,223	\$171,223	\$0
5003 - OVERTIME	\$863	\$1,500	\$1,500	\$1,165	\$1,500	\$1,500	\$0
5004 - STANDBY TIME	\$5,517	\$5,000	\$16,000	\$13,998	\$16,000	\$16,000	\$0
5005 - HOLIDAY OVERTIME	\$607	\$1,000	\$500	\$0	\$500	\$500	\$0
5012 - PART TIME EMPLOYEES	\$28,588	\$37,685	\$18,000	\$11,288	\$36,163	\$36,163	\$0
5021 - RETIREMENT & SOCIAL SECURITY	\$15,058	\$15,120	\$14,000	\$14,315	\$16,570	\$16,570	\$0
5022 - PERS RETIREMENT	\$22,372	\$20,855	\$20,855	\$21,676	\$25,027	\$25,027	\$0
5024 - RETIREMENT-UNFUNDED LIAB	\$11,858	\$13,375	\$13,375	\$13,375	\$14,110	\$14,110	\$0
5031 - MEDICAL INSURANCE	\$15,592	\$19,935	\$19,935	\$20,820	\$23,304	\$23,304	\$0
5032 - DISABILITY INSURANCE	\$918	\$2,160	\$2,160	\$932	\$1,933	\$1,933	\$0
5043 - OTHER BENEFITS	\$8,105	\$7,220	\$7,220	\$7,227	\$7,240	\$7,240	\$0
SALARIES & BENEFITS	\$265,383	\$274,375	\$264,070	\$261,476	\$313,570	\$313,570	\$0
5122 - CELL PHONES	\$324	\$360	\$300	\$317	\$300	\$300	\$0
5232 - OFFICE & OTHER EQUIP < \$5,000	\$66	\$1,000	\$1,990	\$1,209	\$2,000	\$1,000	\$0
5265 - PROFESSIONAL & SPECIAL SERVICE	\$3,904	\$3,600	\$3,400	\$3,146	\$3,660	\$3,660	\$0
5291 - OFFICE, SPACE & SITE RENTAL	\$1,140	\$190	\$1,140	\$1,140	\$1,140	\$1,140	\$0
5311 - GENERAL OPERATING EXPENSE	\$4,073	\$4,000	\$4,000	\$3,655	\$4,500	\$5,000	\$0
5326 - LATE FEES & FINANCE CHARGES	\$18	\$0	\$14	\$14	\$0	\$0	\$0
5331 - TRAVEL EXPENSE	\$3,759	\$4,000	\$1,000	\$0	\$5,500	\$5,500	\$0
5351 - UTILITIES	\$688	\$1,200	\$410	\$398	\$400	\$400	\$0
SERVICES & SUPPLIES	\$13,974	\$14,350	\$12,254	\$9,882	\$17,500	\$17,000	\$0
5123 - TECH REFRESH EXPENSE	\$2,153	\$1,088	\$1,088	\$1,088	\$3,359	\$3,359	\$0
5127 - MOBILE DEVICE MANAGEMENT-INTER	\$15	\$7	\$7	\$3	\$0	\$0	\$0
5128 - INTERNAL SHREDDING CHARGES	\$67	\$76	\$82	\$82	\$76	\$76	\$0

COUNTY OF INYO

BUD002A - BUDGET REQUESTS

RUNDATE: 06/30/2023 TODAY'S DATE: 08/31/2023

FOR FISCAL YEARS: 07/01/2021 - 06/30/24

	YTD ACTUALS 06/30/2022	BOARD APPROVED 06/30/2023	WORKING BUDGET 06/30/2023	YTD ACTUALS 06/30/2023	DEPT REQUESTED 06/30/2024	CAO RECOMM 06/30/2024	BOARD APPROVED 06/30/2024
5129 - INTERNAL COPY CHARGES (NON-IS)	\$765	\$700	\$400	\$529	\$700	\$700	\$0
5152 - WORKERS COMPENSATION	\$2,987	\$4,634	\$4,634	\$4,634	\$6,100	\$6,100	\$0
5155 - PUBLIC LIABILITY INSURANCE	\$3,234	\$5,821	\$5,821	\$5,821	\$9,151	\$9,151	\$0
5333 - MOTOR POOL	\$8,646	\$9,600	\$9,600	\$7,884	\$9,600	\$9,600	\$0
INTERNAL CHARGES	\$17,868	\$21,926	\$21,632	\$20,043	\$28,986	\$28,986	\$0
TOTAL EXPENSES:	<u>\$297,226</u>	<u>\$310,651</u>	<u>\$297,956</u>	<u>\$291,402</u>	<u>\$360,056</u>	<u>\$359,556</u>	<u>\$0</u>
BUDGET UNIT: 023600 PUBLIC ADMINISTRATOR	(\$286,213)	(\$293,351)	(\$280,656)	(\$288,711)	(\$344,556)	(\$344,056)	\$0

PROBATION - GENERAL

023000

DEPARTMENTAL FUNCTIONS

Our Vision is to provide services that allow our clients to remain in the Community as productive citizens. This is accomplished by ensuring clients comply with Court orders and supervision conditions and helping the client learn to act in socially responsible ways. We assist in repairing harm to the community by aiding victims of crime and collecting restitution.

Mission Statement: Our mission is to serve the community and the Court by providing meaningful, timely information, enforcing court orders, assisting victims, and facilitating the re-socialization of offenders through research-based treatment modalities.

Program Elements: Supervision, Investigations, Victim advocacy, Community Protection, Behavior Change Using Best Practices.

The Probation Department is an arm of the Court that is responsible to provide sentencing recommendations when referred by the Court. It is the duty of the Probation Officer to ensure that the Orders of the Court are followed by the probationer. The Probation Department is responsible for the supervision of offenders who otherwise would go to prison. As a result of 2011 Criminal Justice Realignment probation officers supervise those offenders who are either released from jail after serving a portion of a "local" prison sentence or are released directly from prison. This population tends to be at high risk to reoffend and are our highest needs clients.

In calendar year 2022, there were approximately 170 reports filed with the Court. Probation was assigned 295 cases and at the end of 2022 there were 778 active cases being supervised by 3 Deputy Probation Officers (DPOs). There were 168 cases closed successfully. The average length of supervision was approximately 20 months. In addition, there were approximately 7,973 Court hearings for 607 individuals. Probation tries to have an officer present at each hearing. In calendar year 2022 there were approximately 738 assessments completed. It was determined that of the 124 clients who completed an offender needs assessments, 41.9% (up 7.2% from last year) are considered high risk to re-offend, 29.0% (up 3.8% from last year) are moderate risk, and 29.0% (down 9.6% from last year) are low risk to re-offend. The top 3 criminogenic needs are antisocial behavior, antisocial personality, and criminal associates. The recidivism rate, determined by those on supervision who committed a new offense was 5.2%. There were 628 hours of community work service completed by adult offenders. During 2020, there were 39 participants in the electronic monitoring program for 1,384 days completed with an average of 51 days per case.

MAJOR ACCOMPLISHMENTS IN FISCAL YEAR 2022-2023

- 8 new drug court participants, 3 graduations. 2 drug court graduates obtained full-time employment with the County.
- Maintained "required" duties with 3 DPO's (ie: General case management, developing & maintained case plans, Court coverage, Report writing, completion of assessments, arrests, and transports.)
- Worked to bridge gaps in communication and cohesiveness with Toiyabe Family Services to bring progressive case management to the Native American population.
- Two Officers maintained & facilitated 4 Domestic Violence classes per week for men and women: Over 40 participants. 11 successfully completed the program. No new domestic violence crimes committed by those who successfully completed the program in 2022.

- Officers and staff participated in many community outreach events, including the Bishop Paiute Tribe Domestic Violence Community Outreach, Shop with a Cop, National Night Out, Trunk or Treat, and several job recruitment fairs.

GOALS FOR FISCAL YEAR 2023-2024

- Resume Moral Reconciliation Therapy (MRT) groups.
- Hire new personnel, including 2 Deputy Probation Officers.
- Grow the pretrial services program.
- Create a manageable specialized Mental Health caseload.
- Focus on staff wellness through various activities and events.

DEPARTMENTAL BUDGET REQUEST FOR FISCAL YEAR 2023-2024

The Department's Fiscal Year 2023-2024 Requested Budget represents an overall increase of \$206,376 in expenditures, and an increase of \$64,778 in revenues, when compared to the Fiscal Year 2022-2023 Board Approved Budget. As a result, the Requested Net County Cost is increased by \$141,598.

A majority of the increased net county cost comes from increased salaries as negotiated by bargaining units and increased fixed costs.

Personnel Costs increased by \$127,088 compared to the Fiscal Year 2022-2023 Board Approved Budget, due to increased salaries.

Revenues

4483 (STANDARDS & TRAIN FOR CORRECT) increased by \$68: State allocation based on the number of qualified positions; **4499** (STATE OTHER) increased by \$40,743: Increased for required training of personnel using SB 678 funds; **4821** (INTRA COUNTY CHARGES) increased by \$23,967: AB 109 requested revenue increased.

Personnel

The Department's Requested Budget represents a decrease in the number of fulltime equivalent (FTE) positions that are supported by this budget.

1 Legal Secretary position will be deleted.
1 unfilled DPO position was eliminated for FY23-24.

The department is requesting to reclassify an Administrative Analyst III (Range 72) to a new position (Range 74). The department is working with personnel to finalize the details. This request is due to a department reorganization in an effort to be more efficient and to align actual job duties with the job description. The department is in need of an executive-type position that performs various duties outside those of the Administrative Analyst job description.

The department is also requesting to reclassify an Office Clerk position to an Office Technician. This reclass will help provide support to the only Office Technician in the department. The reclass will allow the department to better utilize the skills and services of an existing employee to help share the workload of the probation administrative division. In addition, a reclassification will give the County flexibility in the job

duties as this position provides administrative duties for all departments in the Quilter Consolidated Office Building.

Services & Supplies

5112 (PERSONAL & SAFETY EQUIPMENT) increased by \$2,000: Safety equipment needs funded by AB 109; **5122** (CELL PHONES) increased by \$516: Additional cell phone funded by pretrial contract; **5232** (OFFICE & OTHER EQUIP < \$5,000) increased by \$690: Office equipment needed; **5265** (PROFESSIONAL & SPECIAL SERVICE) decreased by \$8,308: Pretrial EM reduced; **5291** (OFFICE, SPACE & SITE RENTAL) increased by \$10: Property tax on LP COB; **5311** (GENERAL OPERATING EXPENSE) increased by \$11,971: Increase in contract cost for CMS; **5331** (TRAVEL EXPENSE) increased by \$20,727: Cost of required training of personnel. A majority funded by SB 678; **5351** (UTILITIES) decreased by \$1,744: Slight reduction in CLETS line cost.

Support & Care of Persons

(There are no changes in this object category from the previous fiscal year.)

Fixed Assets

(There are no changes in this object category from the previous fiscal year.)

FISCAL YEAR 2023-2024 REDUCTION IMPACTS TO BASE BUDGET

The Probation Department budget utilizes funding from SB678, STC, Pretrial SB129, and AB 109 state revenues. These funds provide for the majority of training, programs, services, and equipment. Compliance with the annual STC training plan with the Corrections and Standards Authority would be in jeopardy, thereby reducing revenues even more. The safety and security of Deputy Probation Officers will be at risk if the appropriate equipment and training is not provided to them. Any significant reduction to the general fund contribution to the probation budget could result in the loss of personnel which could lead to the loss of certain services to the citizens of Inyo County.

FISCAL YEAR 2023-2024 STATE/FEDERAL FUNDING SUMMARY

This budget was based on projected increase of FY23-24 in State funding. It should be noted that ELEAS funding comes from VLF fees and is not expected to see a reduction.

-Standards and Training for Corrections - STC funds have been included in the Governor's proposed budget. These funds help defray the total cost of training Deputy Probation Officers. They were never intended to completely cover the costs of training probation staff to the high standards (40 hours annually) that are required.

As with most items, the budgeted revenue is purely an estimate. These funds are used for the general operation of the Probation Department including some salaries and benefits.

-Maintenance of Effort, Prop 172 - Status quo from FY22-23: A state fund that is based on sales tax. These funds are used for the general operation of the Probation Department including some salaries and benefits.

-JPA/JPF, Juvenile Probation Fund- (ELEAS account) State funding critical to law enforcement that is funded by vehicle license fees (VLF). These funds are used for the general operation of the Probation Department including some salaries and benefits.

-SB678 (Probation Services Incentive Fund) - These are state funds that have been included in the Governor's proposed 23-24 budget. They are awarded to Counties that are able to successfully reduce revocations of Probation that result in a prison commit. There is a small county minimum to ensure that small counties receive funding each year. These funds are to be used to provide training, equipment, data collection, and any other evidenced based services in an effort to reduce recidivism. For FY 2023-2024 it is anticipated to expend \$310,316 on various programs including but not limited to Prop 36 (portion of DPO salary), Adult Community Work Service (portion of PSC salary), training and travel for DPOs, drug testing, and risk/needs assessments.

-AB 109 Criminal Justice Realignment Funds - State funds allocated to each county to help offset the cost of managing the criminal justice system. These funds are protected by constitutional law. Funds are placed in a trust and allocated to each department upon approval of the Inyo County Board of Supervisors.

FISCAL YEAR 2023-2024 REGULATORY COMPLIANCE SUMMARY

Managers and DPOs are required to complete forty (40) hours of STC certified training each year. The STC allocation depends on compliance with this requirement. In addition, armed Probation Officers are required to qualify on the gun range at a minimum of quarterly each year. AB109 Realignment requires the Probation Department to supervise all Post Release Community Supervision offenders as well as all Mandatory Supervision Offenders as they are released from custody. In addition, the law states that evidence-based practices/best practices shall be used to provide rehabilitative services to this population of offender. AB 109 funds are made available by the State to fund these requirements.

SB678 and AB 109 require data collection and output measures.

Proposition 36 requires a certain level of supervision and case management. Prop. 36 dollars were eliminated; however, the law remains.

All newly hired Probation Officers must have a background check, psychological evaluation, and medical screen. They must complete Probation Officer's Core training as well as PC832 laws of arrest training.

MAJOR POLICY CONSIDERATIONS BEING REQUESTED

Probation and the Court will continue a MOU/Contract to provide expanded pretrial services to Inyo County. SB 129 provides funding to courts to contract with probation departments to provide pretrial services. The MOU between the Inyo Court and probation will provide for a dedicated Deputy Probation Officer to provide expanded pretrial services. This budget reflects 1 FTE DPO to be funded by SB 129.

A vacant legal secretary position will be deleted in anticipation of 2 administrative reclassifications.

A significant increase in the travel expense due to the hiring and training of 5 personnel. This one-time expenditure will be funded with SB 678 reserve funds.

COUNTY OF INYO

BUD002A - BUDGET REQUESTS

RUNDATE: 06/30/2023 TODAY'S DATE: 08/31/2023

FOR FISCAL YEARS: 07/01/2021 - 06/30/24

	YTD ACTUALS 06/30/2022	BOARD APPROVED 06/30/2023	WORKING BUDGET 06/30/2023	YTD ACTUALS 06/30/2023	DEPT REQUESTED 06/30/2024	CAO RECOMM 06/30/2024	BOARD APPROVED 06/30/2024
BUDGET UNIT: 023000 PROBATION - GENERAL							
FUND: 0001 GENERAL FUND							
REVENUES:							
4131 - CONSTRUCTION PERMITS	\$160	\$0	\$0	\$0	\$0	\$0	\$0
LICENSES & PERMITS	\$160	\$0	\$0	\$0	\$0	\$0	\$0
4483 - STANDARDS & TRAIN FOR CORRECT	\$4,536	\$5,304	\$5,304	\$5,688	\$5,372	\$5,372	\$0
4485 - STATE - PUBLIC SAFETY SERVICES	\$246,592	\$230,000	\$230,000	\$237,219	\$230,000	\$230,000	\$0
4489 - JUVENILE JUSTICE	\$53,067	\$53,067	\$53,067	\$52,478	\$53,067	\$53,067	\$0
4498 - STATE GRANTS	\$4,943	\$0	\$0	\$4,222	\$0	\$0	\$0
4499 - STATE OTHER	\$209,464	\$307,610	\$307,610	\$297,379	\$348,353	\$348,353	\$0
4552 - FEDERAL OTHER	\$860	\$250	\$250	\$117	\$250	\$250	\$0
AID FROM OTHER GOVT AGENCIES	\$519,463	\$596,231	\$596,231	\$597,105	\$637,042	\$637,042	\$0
4673 - COST OF PROBATION	\$147	\$0	\$0	\$50	\$0	\$0	\$0
4677 - ELECTRONIC MONITORING	\$40	\$0	\$0	\$20	\$0	\$0	\$0
4812 - NSF CHARGES	\$0	\$0	\$0	\$10	\$0	\$0	\$0
4819 - SERVICES & FEES	\$2,008	\$228,596	\$76,392	\$2,967	\$228,596	\$228,596	\$0
4821 - INTRA COUNTY CHARGES	\$265,990	\$333,421	\$333,421	\$263,514	\$357,388	\$357,388	\$0
CHARGES FOR CURRENT SERVICES	\$268,186	\$562,017	\$409,813	\$266,562	\$585,984	\$585,984	\$0
4999 - PRIOR YEARS REIMBURSEMENTS	\$0	\$0	\$0	\$788	\$0	\$0	\$0
OTHER REVENUE	\$0	\$0	\$0	\$788	\$0	\$0	\$0
TOTAL REVENUES:	\$787,810	\$1,158,248	\$1,006,044	\$864,455	\$1,223,026	\$1,223,026	\$0
EXPENSES:							
5001 - SALARIED EMPLOYEES	\$656,566	\$904,573	\$739,900	\$774,181	\$943,324	\$913,272	\$0
5003 - OVERTIME	\$5,908	\$13,000	\$10,000	\$2,458	\$13,000	\$6,000	\$0
5004 - STANDBY TIME	\$300	\$1,000	\$500	(\$0)	\$34,000	\$34,000	\$0
5005 - HOLIDAY OVERTIME	\$0	\$0	\$0	\$0	\$2,000	\$250	\$0
5021 - RETIREMENT & SOCIAL SECURITY	\$52,790	\$71,181	\$64,500	\$62,058	\$73,792	\$71,441	\$0
5022 - PERS RETIREMENT	\$98,758	\$126,226	\$121,000	\$116,943	\$151,551	\$148,571	\$0
5024 - RETIREMENT-UNFUNDED LIAB	\$142,303	\$160,502	\$160,502	\$160,502	\$169,323	\$169,323	\$0
5031 - MEDICAL INSURANCE	\$98,545	\$161,360	\$130,000	\$128,943	\$185,762	\$176,387	\$0
5032 - DISABILITY INSURANCE	\$7,556	\$10,120	\$8,000	\$7,346	\$8,598	\$8,323	\$0

COUNTY OF INYO

BUD002A - BUDGET REQUESTS

RUNDATE: 06/30/2023 TODAY'S DATE: 08/31/2023

FOR FISCAL YEARS: 07/01/2021 - 06/30/24

	YTD ACTUALS 06/30/2022	BOARD APPROVED 06/30/2023	WORKING BUDGET 06/30/2023	YTD ACTUALS 06/30/2023	DEPT REQUESTED 06/30/2024	CAO RECOMM 06/30/2024	BOARD APPROVED 06/30/2024
5043 - OTHER BENEFITS	\$12,370	\$13,044	\$11,044	\$9,637	\$7,735	\$7,735	\$0
5111 - CLOTHING	\$2,922	\$5,821	\$3,500	\$3,469	\$4,830	\$4,830	\$0
SALARIES & BENEFITS	\$1,078,021	\$1,466,827	\$1,248,946	\$1,265,539	\$1,593,915	\$1,540,132	\$0
5112 - PERSONAL & SAFETY EQUIPMENT	\$7,807	\$8,000	\$8,000	\$5,558	\$10,000	\$10,000	\$0
5122 - CELL PHONES	\$2,877	\$3,508	\$3,204	\$2,494	\$4,024	\$3,500	\$0
5232 - OFFICE & OTHER EQUIP < \$5,000	\$516	\$2,760	\$1,360	\$743	\$3,450	\$3,450	\$0
5260 - HEALTH - EMPLOYEE PHYSICALS	\$1,045	\$2,400	\$2,400	\$0	\$2,400	\$2,400	\$0
5265 - PROFESSIONAL & SPECIAL SERVICE	\$70,836	\$199,767	\$172,535	\$75,999	\$191,459	\$191,459	\$0
5291 - OFFICE, SPACE & SITE RENTAL	\$5,987	\$0	\$10	\$9	\$10	\$10	\$0
5311 - GENERAL OPERATING EXPENSE	\$51,440	\$74,794	\$69,834	\$46,453	\$86,765	\$86,765	\$0
5326 - LATE FEES & FINANCE CHARGES	\$0	\$0	\$0	\$42	\$0	\$0	\$0
5331 - TRAVEL EXPENSE	\$12,277	\$31,722	\$31,722	\$11,085	\$52,449	\$52,449	\$0
5351 - UTILITIES	\$3,655	\$7,290	\$7,290	\$1,447	\$5,546	\$5,546	\$0
SERVICES & SUPPLIES	\$156,444	\$330,241	\$296,355	\$143,834	\$356,103	\$355,579	\$0
5121 - INTERNAL CHARGES	\$883	\$425	\$425	\$187	\$425	\$425	\$0
5123 - TECH REFRESH EXPENSE	\$22,176	\$15,235	\$15,235	\$15,235	\$15,823	\$15,823	\$0
5127 - MOBILE DEVICE MANAGEMENT-INTER	\$154	\$73	\$98	\$82	\$0	\$0	\$0
5128 - INTERNAL SHREDDING CHARGES	\$1,101	\$1,174	\$1,266	\$1,266	\$1,174	\$1,174	\$0
5129 - INTERNAL COPY CHARGES (NON-IS)	\$6,041	\$6,000	\$6,000	\$4,751	\$6,500	\$6,500	\$0
5152 - WORKERS COMPENSATION	\$137,696	\$152,257	\$152,257	\$152,257	\$165,338	\$165,338	\$0
5155 - PUBLIC LIABILITY INSURANCE	\$15,813	\$20,747	\$20,747	\$20,747	\$38,019	\$38,019	\$0
5333 - MOTOR POOL	\$26,696	\$33,902	\$32,402	\$38,828	\$55,960	\$55,960	\$0
INTERNAL CHARGES	\$210,562	\$229,813	\$228,430	\$233,354	\$283,239	\$283,239	\$0
5650 - EQUIPMENT	\$1,000	\$0	\$0	\$0	\$0	\$0	\$0
FIXED ASSETS	\$1,000	\$0	\$0	\$0	\$0	\$0	\$0
TOTAL EXPENSES:	\$1,446,028	\$2,026,881	\$1,773,731	\$1,642,729	\$2,233,257	\$2,178,950	\$0
BUDGET UNIT: 023000 PROBATION - GENERAL	(\$658,218)	(\$868,633)	(\$767,687)	(\$778,273)	(\$1,010,231)	(\$955,924)	\$0

CRIMINAL JUSTICE-REALIGNMENT

023002

DEPARTMENTAL FUNCTIONS

In an effort to address overcrowding in California's prisons and assist in alleviating the state's financial crisis, the Public Safety and Realignment Act (Assembly Bill 109) was signed into law on April 5, 2011. AB 109 transfers responsibility for supervising specified lower-level inmates and parolees from the California Department of Corrections and Rehabilitation to the counties. Implementation of the Public Safety Realignment Act was scheduled for October 1, 2011. Additionally, Section 1230 of the California Penal Code is amended to read, "Each county local Community Corrections Partnership established pursuant to subdivision (b) of Section 1230 shall recommend a local plan to the County Board of Supervisors for the implementation of the 2011 public safety realignment. (b) The plan shall be voted on by an executive committee of each county's Community Corrections Partnership consisting of the Chief Probation Officer of the county as chair, a Chief of Police, the Sheriff, the District Attorney, the Public Defender, presiding Judge or his or her designee, and the department representative listed in either Section 1230(b)(2)(G), 1230(b)(2)(H) or 1230(b)(2)(J) as designated by the county Board of Supervisors for purposes related to the development and presentation of the plan. (c) The plan shall be deemed accepted by the Board of Supervisors unless rejected by a vote of 4/5ths in which case the plan goes back to the Community Corrections Partnership Executive Committee for further consideration. (d) Consistent with local needs and resources, the plan may include recommendations to maximize the effective investment of criminal justice resources in evidence based correctional sanctions and programs, including, but not limited to, new positions, day reporting centers, drug courts, residential multi-service centers, mental health treatment programs, electronic monitoring and GPS monitoring programs, victim restitution programs, counseling programs, community service programs, educational programs, and work training programs."

Key members of the Inyo County Community Corrections Partnership (CCP) include:

Executive Committee

Jeffrey L. Thomson, Chief Probation Officer (Chair)

Pamela Foster, CEO of the Court

Thomas Hardy, Inyo County District Attorney (Also representing Victim's Services)

Stephanie Rennie, Inyo County Sheriff

Richard Standridge, Bishop Chief of Police

Marilyn Mann, Health and Human Services Director

Public Defender - Vacant

MAJOR ACCOMPLISHMENTS IN FISCAL YEAR 2022-2023

- Sustained alternative sentencing programs, treatment programs and services, and supervision to help keep the jail population under 99 inmates.
- Provided a 52 Week Domestic Violence Treatment and Prevention Program for over 40 probationers. 11 participants successfully completed the program. No new domestic violence crimes committed by those who successfully completed the program FY21-22
- 36 active reentry clients in FY21-22. 64% employed. 3 clients received temporary housing assistance. In addition, the reentry team has provided assistance with developing resumes and submitting applications, and referrals to Sierra Employment Services and TERO.

- Reentry secured residential treatment for 4 clients with 3 successfully completing the program and returned to the community. 15 inmates were enrolled in Medication Assisted Treatment (MAT), 3 graduated anger management, 1 male graduated Moral Reconciliation Therapy (MRT) and 1 female graduated trauma MRT. There were 3 clients successfully complete supervision and were early terminated within 6-12 months.
- Upgraded the Bishop PD communications system by providing upgraded police radios and mobile data terminals.

GOALS FOR FISCAL YEAR 2023-2024

- Sustain alternative sentencing programs, treatment programs and offender supervision to keep the jail population under 99.
- Reduce recidivism rates in Inyo County to less than the State California Department of Corrections and Rehabilitation (CDCR) parole average rate of 70%.
- Utilize technology to expand services to clients who are in-custody to help expand educational and vocational training, substance abuse treatment, and mental health treatment to those who are incarcerated.
- Address the funding gap that exists between MediCal and residential treatment services.
- Address the housing issue for justice involved individuals.

DEPARTMENTAL BUDGET REQUEST FOR FISCAL YEAR 2023-2024

The Department's Fiscal Year 2023-2024 Requested Budget represents an overall increase of \$1,580,230 in expenditures, and an increase of \$1,580,230 in revenues, when compared to the Fiscal Year 2022-2023 Board Approved Budget. As a result, the Requested Net County Cost is increased by \$0.

Personnel Costs did not change compared to the Fiscal Year 2022-2023 Board Approved Budget.

Revenues

4460 (REALIGNMENT - 2011) increased by \$1,580,230: Budget request increased due to several one-time funding projects supported by this budget.

Personnel

The Department's Requested Budget represents no change in the number of fulltime equivalent (FTE) positions that are supported by this budget.

Administration of this budget is provided by staff funded in the Probation - General budget.

Services & Supplies

(There are no changes in this object category from the previous fiscal year.)

Support & Care of Persons

(There are no changes in this object category from the previous fiscal year.)

Fixed Assets

(There are no changes in this object category from the previous fiscal year.)

FISCAL YEAR 2023-2024 REDUCTION IMPACTS TO BASE BUDGET

In November of 2012, the voters of California passed Proposition 30 which created a constitutional amendment prohibiting the Legislature from reducing or removing Realignment funding to the counties. However, reduction in funding levels would severely impact the many programs and services that are currently being offered by the Sheriff's Office, Health and Human Services Department, the District Attorney's Office, and The Probation Department in Inyo County. Some examples include inmate educational and vocational programs, offender case management, training, and the offender reentry programs.

FISCAL YEAR 2023-2024 STATE/FEDERAL FUNDING SUMMARY

The formula establishing statewide funding allotments for AB 109 implementation is similar to last year with three goals in mind. First, to faithfully implement the Governor's vision of funding levels that allow counties the flexibility to implement realignment consistently with local needs and values while rewarding effective use of the allotted funds. Second, to do so in a way that avoids the likelihood of disrupting services in communities that have already been living with realignment for the past 10 years. Third, to fairly and accurately approximate the workload each county has to deal with, so that every county has an opportunity to succeed to improve the lives of all of our residents. The funding available through AB 109 is based on a weighted formula containing the following elements:

2021-22 BASE ALLOCATION (ESTABLISHING BASE SHARE)

The formula - which will establish each county's base share - contains factors in three categories, weighted as follows:

-Caseload: 45% (-)

Caseload recognizes the quantifiable effects of 2011 realignment on local public safety services. It includes 1170(h) jail inmates, the post-release community supervision population, and felony probation caseload.

-Crime and population: 45% (-)

Crime and population factors recognize general county costs, and the costs of diversion programs not otherwise capture in caseload data. This category includes adult population (ages 18-64) and the number of serious crimes.

-Special factors: 10% (+)

The special factors category recognizes socioeconomic and other unique factors that affect counties' ability to implement realignment. This category includes poverty, small county minimums, and impacts of state prisons on host counties.

FISCAL YEAR 2023-2024 REGULATORY COMPLIANCE SUMMARY

AB 109 reduces the number of offenders incarcerated in the state prison and releases low level offenders (non-sexual, non-violent offenders and non-serious offenders) to counties of commitment. It also changes the California Penal Code and sentencing practices to keep these low level offenders from being committed to the state prison. Community Corrections as detailed in the Realignment Act are non-prison sanctions imposed by a court that move offenders through a system of services that are evidence based and available to those who will most likely benefit from them, thereby redeeming both offenders and economies. The magnitude and scope of the legislation has required a paradigm shift for the criminal justice system in Inyo County. The justice partners, in conjunction with the Community Corrections Partnership stand ready and competent to provide public safety services, mindful of the realignment focus on evidence based practice solutions for alternatives to incarceration and reentry joined with public services.

MAJOR POLICY CONSIDERATIONS BEING REQUESTED

The CCP Executive Committee is recommending that AB109 funds be used to provide direct services to those who are involved in the criminal justice system. The Executive Committee developed 8 priorities for FY23-24:

1. Continue investing in programs designed to reduce recidivism by the; implementation of additional treatment and services programs for both incarcerated offenders and offenders under community supervision; enhancing the existing inmate worker program.
2. Continue supporting the reentry services currently provided, including reentry court, and explore the possible expansion of personnel and services.
3. Provide funding for short-term housing solutions for the justice involved population, with a priority for the reentry program.
4. Continue to support housing initiatives that could be a resource for reentry services. Collaborate with other county partners and stakeholders to leverage AB 109 funds to provide long term housing solutions to the justice involved population.
5. Support bridge funding to help provide residential treatment services in a timely and efficient manner.
6. Support the Bishop Police Department to provide community safety in high risk areas of the city.
7. Continue to invest in the medical reserve account to be used in case of a catastrophic medical issue(s) with an inmate who is sentenced to a long-term commitment in the Inyo County Jail pursuant to PC §1170(h).
8. Some one-time use funds from the AB109 reserves will be used to increase the jail's capacity to offer safe secure programming for incarcerated people. The investment is substantial but necessary due to current aged infrastructure that is more focused on detention rather than rehabilitation. The investment in programming space at the jail will provide opportunities for new programs and contracted providers to provide robust educational and vocational training, substance abuse treatment, and mental health treatment to those who are incarcerated.

COUNTY OF INYO

BUD002A - BUDGET REQUESTS

RUNDATE: 06/30/2023 TODAY'S DATE: 08/31/2023

FOR FISCAL YEARS: 07/01/2021 - 06/30/24

	YTD ACTUALS 06/30/2022	BOARD APPROVED 06/30/2023	WORKING BUDGET 06/30/2023	YTD ACTUALS 06/30/2023	DEPT REQUESTED 06/30/2024	CAO RECOMM 06/30/2024	BOARD APPROVED 06/30/2024
BUDGET UNIT: 023002 CRIMINAL JUSTICE-REALIGNMENT							
FUND: 0004 CRIMINAL JUSTICE-REALIGNMENT							
REVENUES:							
4301 - INTEREST FROM TREASURY	(\$5)	\$0	\$0	\$4	\$0	\$0	\$0
REV USE OF MONEY & PROPERTY	(\$5)	\$0	\$0	\$4	\$0	\$0	\$0
4460 - REALIGNMENT - 2011	\$734,236	\$1,291,664	\$1,291,664	\$502,136	\$2,871,894	\$2,871,894	\$0
AID FROM OTHER GOVT AGENCIES	\$734,236	\$1,291,664	\$1,291,664	\$502,136	\$2,871,894	\$2,871,894	\$0
TOTAL REVENUES:	<u>\$734,230</u>	<u>\$1,291,664</u>	<u>\$1,291,664</u>	<u>\$502,140</u>	<u>\$2,871,894</u>	<u>\$2,871,894</u>	<u>\$0</u>
EXPENSES:							
5121 - INTERNAL CHARGES	\$645,915	\$1,291,664	\$1,291,664	\$502,136	\$2,871,894	\$2,828,894	\$0
INTERNAL CHARGES	\$645,915	\$1,291,664	\$1,291,664	\$502,136	\$2,871,894	\$2,828,894	\$0
5539 - OTHER AGENCY CONTRIBUTIONS	\$88,321	\$0	\$0	\$0	\$0	\$43,000	\$0
OTHER CHARGES	\$88,321	\$0	\$0	\$0	\$0	\$43,000	\$0
TOTAL EXPENSES:	<u>\$734,236</u>	<u>\$1,291,664</u>	<u>\$1,291,664</u>	<u>\$502,136</u>	<u>\$2,871,894</u>	<u>\$2,871,894</u>	<u>\$0</u>
BUDGET UNIT: 023002 CRIMINAL JUSTICE-REALIGNMENT	(\$5)	\$0	\$0	\$4	\$0	\$0	\$0

JUVENILE INSTITUTIONS

023100

DEPARTMENTAL FUNCTIONS

This budget includes both Juvenile Probation Division and the Special Purpose Juvenile Center. Special Purpose Juvenile Center - The Juvenile Center is a secure facility used for the temporary detention of a youth up to ninety-six (96) hours. Currently the Juvenile Center is being used as the South County Probation Administration Office. The building is staffed Tuesday, Wednesday, and Friday of each week. The main lobby is used for check-ins of juvenile and adult clients who reside in the South County communities. The primary function of the Juvenile Center is to provide a safe and secure environment for juvenile offenders. A secondary function of the Juvenile Center is to offer resources to youth in an effort to rehabilitate young lives. In 2022, Rehabilitation Specialists were utilized to provide programs and services to youth who were on probation and to youth who are at risk of entering the juvenile justice system. By partnering with area schools, Rehabilitation Specialists and Deputy Probation Officers have been able to provide services to over 80 youth each month. Juvenile Division - The Juvenile Division's primary function is to protect the community through the effective supervision of youth placed on probation. This is accomplished by enforcing court orders, assisting victims, and utilizing local and out of county resources in order to facilitate the rehabilitation of young offenders. In 2022, the average caseload size was about forty (40) probationers being supervised by two (2) Deputy Probation Officers. In addition, the Probation Department has provided close to 300 hours of community service. In 2022, there were approximately 315 referrals resulting in 58 youth being placed on active supervision. In 2022, 46 juvenile cases successfully terminated from active supervision. Only 5 cases were deemed as unsuccessful terminations.

MAJOR ACCOMPLISHMENTS IN FISCAL YEAR 2022-2023

- Outreach & Support-Mexican Consulate (x2), Trunk or Treat, Push-ups for Veterans, Christmas Blankets, Shop with a Cop, Care Center Outreach, Jingle Jog, Family Fun Day, Bike Rodeo, Bishop Union High School (BUHS) Student Interviews; RS Summer program at BUHS campus, partnership with Toiyabe Family Services; RS Summer field trip to Long Beach Aquarium.
- Lone Pine (LP) Summer Program-grew garden from seed, harvested it, used items for Cooking Program. Also canned items from the garden.
- Programs at local schools-Early Intervention, PE support/Lunch/Recess Extra Support (HSMS-CDS, HSMS, JKBS, BES); Afterschool Programming (KBS, BES), Girls Group (HSMS, BUHS), Boys Group (Lo-Inyo), Anger Management (JKBS), Vaping Cessation (HSMS, JKBS).
- LP Mock Crash January 2023; BUHS - Every 15 Minutes April 2023; Assisted at several Tribal Programs-Law Enforcement Career Day, Suicide Prevention Walk, Youth Night, LP Pregnancy Prevention, Youth Wellbriety, Big Pine Paiute Tribe Summer Program, Bishop Paiute Tribe Summer Program.
- Started new groups in addition to current program-DMV Driving Permit Tutoring Class, Victim Awareness, Girls Group (HSMS, BUHS), Boys Group (Lo-Inyo), Anger Management (JKBS), Vaping Cessation (HSMS, JKBS); Prop 64 Collaboration-Sacred Rok (10 Trips, 16 youth), Youth Leadership Camp (1), School Art Days (4 schools)

GOALS FOR FISCAL YEAR 2023-2024

- Continue to provide prevention and early intervention services to school-aged youth. Continue agency collaboration with prevention events.

- Expand Early Intervention to additional schools and afterschool programs with more focus on younger age group.
- Expand the non-secure weekend commitment program.
- Provide at least 2 prevention programs and 2 life skills classes in the next year.
- Provide more case management as an alternative to incarceration.

DEPARTMENTAL BUDGET REQUEST FOR FISCAL YEAR 2023-2024

The Department's Fiscal Year 2023-2024 Requested Budget represents an overall increase of \$18,379 in expenditures, and an increase of \$17,831 in revenues, when compared to the Fiscal Year 2022-2023 Board Approved Budget. As a result, the Requested Net County Cost is increased by \$548.

The decrease in revenues was due to the use of other funds for training costs. Those costs historically were funded using YOBG (budget item 4499) dollars.

The expenditure increase was due to new hire training costs.

Personnel Costs decreased by \$1,305 compared to the Fiscal Year 2022-2023 Board Approved Budget, due to a reduction in OT costs and part-time salaries.

Revenues

4483 (STANDARDS & TRAIN FOR CORRECT) increased by \$68: State allocation increase based on the number of qualified staff; **4499** (STATE OTHER) increased by \$17,763: Training budget increased using one time State funds.

Personnel

The Department's Requested Budget represents a decrease in the number of fulltime equivalent (FTE) positions that are supported by this budget.

Deleted 1 Vacant Rehabilitation Specialist I position and 2 vacant BPAR Rehabilitation Specialist I positions.

Services & Supplies

5122 (CELL PHONES) increased by \$3,784: Cost of service increase; **5260** (HEALTH - EMPLOYEE PHYSICALS) increased by \$4,800: Cost to hire vacant positions; **5291** (OFFICE, SPACE & SITE RENTAL) increased by \$10: the portion of property tax for the Lone Pine Consolidated Office; **5311** (GENERAL OPERATING EXPENSE) decreased by \$800: Reduced expenditures; **5331** (TRAVEL EXPENSE) increased by \$41,881: Travel for new hire training increased using one time State funds.

Support & Care of Persons

5501 (SUPPORT & CARE OF PERSONS) decreased by \$24,000: DJJ Closure, will use SB 823 funds.

Fixed Assets

(There are no changes in this object category from the previous fiscal year.)

FISCAL YEAR 2023-2024 REDUCTION IMPACTS TO BASE BUDGET

Programs and services to the citizens of Inyo County would suffer. Reduction of the FY 2023-2024 budget will most likely result in less travel, more local training offered, and less overtime approved. The department will meet budget targets by attempting to continue to decrease the number of out of home placements, as well as small reductions in some service and supply lines. Severe reduction to base budget could result in the loss of programs, and personnel. Remaining in compliance with the annual STC training plan with the Board of State and Community Corrections would be in jeopardy, thereby reducing revenues even more. The safety and security of Deputy Probation Officers and Rehabilitation Specialists could be at risk if the appropriate equipment and training is not provided to them.

FISCAL YEAR 2023-2024 STATE/FEDERAL FUNDING SUMMARY

This budget was based on a status quo estimated State funding. The funding is stable at this time. It should be noted that ELEAS funding comes from VLF fees and is not expected to see a reduction.

-Standards and Training for Corrections - STC funds have been included in the Governor's proposed budget. These funds help defray the total cost of training Deputy Probation Officers and Rehabilitation Specialists. They were never intended to completely cover the costs of training for probation staff to the high standards (40 hours annually) that are required.

-Social Services Realignment - Status quo from FY22-23: These dollars come from social services through the State. As with most items, the budgeted revenue is purely an estimate. These funds are used for the general operation of the Probation Department including some salaries and benefits.

-Maintenance of Effort, Prop 172 - Status quo from FY22-23: A state fund that is based on sales tax. It is projected to remain the same. These funds are used for the general operation of the Probation Department including some salaries and benefits.

-JPA/JPF, Juvenile Probation Fund- (ELEAS funding) State funding critical to law enforcement that is funded by vehicle license fees (VLF). These funds are used for the general operation of the Probation Department including some salaries and benefits.

-Board of State and Community Corrections (BSCC) - Youth Offender Block Grant (YOBG) is a State-funding source to help defray the costs of programming and services for youth who will no longer be accepted in the Division of Juvenile Justice (DJJ). There have been no proposals for any cuts to these funds. These funds are to be used solely on juvenile programs, operations, and facilities. It is anticipated that \$256,380 will be expended this fiscal year on programs and projects including but not limited to staff training, electronic monitoring, mental health services for youth, drug testing, case plan development, cognitive behavioral programs, after school programs in the community, risk/needs assessments, weekend work program equipment and services.

FISCAL YEAR 2023-2024 REGULATORY COMPLIANCE SUMMARY

Supervisors and DPOs are required to complete forty (40) hours of STC certified training each year. All Rehabilitation Specialists are required to complete twenty-four (24) hours of STC certified training each year. The STC allocation depends on compliance with this requirement. All juvenile detention facilities, including special purpose facilities have certain standards and requirements pursuant to Title 15, which must be adhered to for the safety and protection of detained youth. DPOs are required, pursuant to Title IV-E, to visit a youth who has been removed from his or her home on a monthly basis. Failure to do so could result in penalties assessed to the County. All new DPOs and Rehabilitation Specialists have to complete pre-employment background screens. In addition,

each DPO and Rehabilitation Specialist who supervise youth in detention should complete CORE training and PC 832 training within the first year of employment.

MAJOR POLICY CONSIDERATIONS BEING REQUESTED

The use of the Juvenile Center by the Sheriff's Office may be a good option to offer more programming space for inmates. In addition, the extra space could allow for more opportunity for inmates to have meaningful family visitation. The responsibility of housing and the treatment of youth who would have been sent to the State will be shifted to local jurisdictions.

The filling of 3 vacant RS positions would be beneficial to the program and service needs of our area youth. The RS service has been so successful that we are in high demand at all of the County public schools.

DJJ will close this year. While the closure does not immediately affect Inyo Probation, it could have future impacts when an Inyo youth needs a Secure Youth Treatment Facility. A sub-committee of the Juvenile Justice and Delinquency Committee has been established to help plan for these future needs.

COUNTY OF INYO

BUD002A - BUDGET REQUESTS

RUNDATE: 06/30/2023 TODAY'S DATE: 08/31/2023

FOR FISCAL YEARS: 07/01/2021 - 06/30/24

	YTD ACTUALS 06/30/2022	BOARD APPROVED 06/30/2023	WORKING BUDGET 06/30/2023	YTD ACTUALS 06/30/2023	DEPT REQUESTED 06/30/2024	CAO RECOMM 06/30/2024	BOARD APPROVED 06/30/2024
BUDGET UNIT: 023100 JUVENILE INSTITUTIONS							
FUND: 0001 GENERAL FUND							
REVENUES:							
4420 - SOCIAL SERVICE REALIGNMENT	\$0	\$250,000	\$250,000	\$250,000	\$250,000	\$250,000	\$0
4460 - REALIGNMENT - 2011	\$0	\$14,062	\$14,062	\$17,578	\$14,062	\$17,578	\$0
4483 - STANDARDS & TRAIN FOR CORRECT	\$4,536	\$5,304	\$5,304	\$5,688	\$5,372	\$5,372	\$0
4485 - STATE - PUBLIC SAFETY SERVICES	\$273,305	\$250,000	\$250,000	\$262,917	\$250,000	\$250,000	\$0
4498 - STATE GRANTS	\$4,943	\$0	\$0	\$4,222	\$0	\$0	\$0
4499 - STATE OTHER	\$427,116	\$592,168	\$592,168	\$433,400	\$609,931	\$609,931	\$0
4552 - FEDERAL OTHER	\$7,740	\$2,250	\$2,250	\$1,058	\$2,250	\$2,250	\$0
AID FROM OTHER GOVT AGENCIES	\$717,641	\$1,113,784	\$1,113,784	\$974,864	\$1,131,615	\$1,135,131	\$0
TOTAL REVENUES:	\$717,641	\$1,113,784	\$1,113,784	\$974,864	\$1,131,615	\$1,135,131	\$0
EXPENSES:							
5001 - SALARIED EMPLOYEES	\$601,859	\$611,880	\$611,880	\$516,598	\$658,596	\$612,648	\$0
5003 - OVERTIME	\$5,610	\$16,000	\$16,000	\$5,495	\$12,000	\$9,000	\$0
5004 - STANDBY TIME	\$549	\$1,000	\$1,000	(\$1,230)	\$1,000	\$1,000	\$0
5005 - HOLIDAY OVERTIME	\$0	\$2,000	\$2,000	\$0	\$2,000	\$500	\$0
5012 - PART TIME EMPLOYEES	\$0	\$70,876	\$70,876	\$0	\$0	\$0	\$0
5021 - RETIREMENT & SOCIAL SECURITY	\$53,645	\$54,730	\$54,730	\$43,833	\$51,962	\$48,358	\$0
5022 - PERS RETIREMENT	\$80,109	\$74,591	\$74,591	\$64,043	\$79,326	\$74,768	\$0
5024 - RETIREMENT-UNFUNDED LIAB	\$160,092	\$180,566	\$180,566	\$180,566	\$190,490	\$190,490	\$0
5031 - MEDICAL INSURANCE	\$143,052	\$165,537	\$165,537	\$123,336	\$192,629	\$175,671	\$0
5032 - DISABILITY INSURANCE	\$7,672	\$7,784	\$7,784	\$5,426	\$6,063	\$5,643	\$0
5043 - OTHER BENEFITS	\$36,909	\$18,468	\$18,468	\$11,159	\$7,240	\$7,240	\$0
5111 - CLOTHING	\$6,684	\$6,424	\$6,424	\$5,221	\$7,245	\$7,245	\$0
SALARIES & BENEFITS	\$1,096,186	\$1,209,856	\$1,209,856	\$954,450	\$1,208,551	\$1,132,563	\$0
5112 - PERSONAL & SAFETY EQUIPMENT	\$3,000	\$3,000	\$3,000	\$1,697	\$3,000	\$3,000	\$0
5122 - CELL PHONES	\$5,897	\$2,420	\$5,720	\$4,546	\$6,204	\$6,204	\$0
5131 - FOOD & HOUSEHOLD SUPPLIES	\$0	\$1,000	\$1,000	\$0	\$1,000	\$250	\$0
5232 - OFFICE & OTHER EQUIP < \$5,000	\$516	\$1,000	\$1,000	\$0	\$1,000	\$1,000	\$0
5260 - HEALTH - EMPLOYEE PHYSICALS	\$1,045	\$0	\$0	\$0	\$4,800	\$4,800	\$0
5263 - ADVERTISING	\$131	\$0	\$0	\$0	\$0	\$0	\$0
5265 - PROFESSIONAL & SPECIAL SERVICE	\$26,648	\$121,212	\$126,478	\$24,811	\$121,212	\$121,212	\$0

COUNTY OF INYO

BUD002A - BUDGET REQUESTS

RUNDATE: 06/30/2023 TODAY'S DATE: 08/31/2023

FOR FISCAL YEARS: 07/01/2021 - 06/30/24

	YTD ACTUALS 06/30/2022	BOARD APPROVED 06/30/2023	WORKING BUDGET 06/30/2023	YTD ACTUALS 06/30/2023	DEPT REQUESTED 06/30/2024	CAO RECOMM 06/30/2024	BOARD APPROVED 06/30/2024
5291 - OFFICE, SPACE & SITE RENTAL	\$0	\$0	\$10	\$9	\$10	\$10	\$0
5311 - GENERAL OPERATING EXPENSE	\$22,898	\$32,403	\$39,899	\$26,872	\$31,603	\$31,603	\$0
5331 - TRAVEL EXPENSE	\$20,441	\$16,958	\$16,958	\$14,927	\$58,839	\$58,839	\$0
5351 - UTILITIES	\$120	\$798	\$798	\$135	\$798	\$798	\$0
SERVICES & SUPPLIES	\$80,699	\$178,791	\$194,863	\$73,000	\$228,466	\$227,716	\$0
5121 - INTERNAL CHARGES	\$883	\$425	\$425	\$187	\$425	\$425	\$0
5123 - TECH REFRESH EXPENSE	\$10,763	\$13,822	\$13,822	\$13,822	\$12,090	\$12,090	\$0
5127 - MOBILE DEVICE MANAGEMENT-INTER	\$154	\$66	\$126	\$111	\$0	\$0	\$0
5128 - INTERNAL SHREDDING CHARGES	\$422	\$576	\$621	\$621	\$576	\$576	\$0
5129 - INTERNAL COPY CHARGES (NON-IS)	\$3,132	\$3,500	\$3,500	\$3,019	\$4,000	\$4,000	\$0
5152 - WORKERS COMPENSATION	\$22,096	\$24,987	\$24,987	\$24,987	\$13,960	\$13,960	\$0
5155 - PUBLIC LIABILITY INSURANCE	\$19,606	\$22,352	\$22,352	\$22,352	\$24,468	\$24,468	\$0
5333 - MOTOR POOL	\$34,323	\$38,174	\$38,174	\$28,619	\$42,392	\$42,392	\$0
INTERNAL CHARGES	\$91,380	\$103,902	\$104,007	\$93,719	\$97,911	\$97,911	\$0
5501 - SUPPORT & CARE OF PERSONS	\$0	\$27,000	\$27,000	\$0	\$3,000	\$3,000	\$0
OTHER CHARGES	\$0	\$27,000	\$27,000	\$0	\$3,000	\$3,000	\$0
5640 - STRUCTURES & IMPROVEMENTS	\$0	\$18,000	\$18,000	\$0	\$18,000	\$18,000	\$0
FIXED ASSETS	\$0	\$18,000	\$18,000	\$0	\$18,000	\$18,000	\$0
TOTAL EXPENSES:	<u>\$1,268,267</u>	<u>\$1,537,549</u>	<u>\$1,553,726</u>	<u>\$1,121,170</u>	<u>\$1,555,928</u>	<u>\$1,479,190</u>	<u>\$0</u>
BUDGET UNIT: 023100 JUVENILE INSTITUTIONS	(\$550,625)	(\$423,765)	(\$439,942)	(\$146,305)	(\$424,313)	(\$344,059)	\$0

OUT OF COUNTY-JUVENILE HALL 023101

DEPARTMENTAL FUNCTIONS

This budget was created to fund and track expenses associated with operating a Special Purpose Facility and placing detained youth in out-of-county facilities. The costs are based on data provided by the Probation Department and are difficult to estimate, funds are being budgeted to pay the cost of bed space when there is a need to detain a youth.

It is estimated that there will be three (3) youth detained in out-of-county beds every day of the year. (Bed costs are based on the average costs of the juvenile halls that Inyo has an MOA with. That cost has increased to an average of \$235 per day.

There will be an estimated 144 round trips per year assuming that each of the three (3) average detained juveniles will require four (4) court hearings. These trips assume traveling to the facility used the most frequently (El Dorado Juvenile Hall in South Lake Tahoe) approximately ten (10) hours each trip.

In addition to funding overtime costs associated with transporting juveniles out of the county, and back to the County for Court hearings, the budget also provides standby and call out costs for employees for after hour call outs.

MAJOR ACCOMPLISHMENTS IN FISCAL YEAR 2022-2023

- Continued to grow a non-secure weekend work program - 18 youth participated over 18 weekends
- Maintained low number of detained youth. Avg. daily population FY22-23 was 1

GOALS FOR FISCAL YEAR 2023-2024

- Effectively utilize detention out-of-county beds as a last resort in order to ensure community safety and the safety of the youth.

DEPARTMENTAL BUDGET REQUEST FOR FISCAL YEAR 2023-2024

The Department's Fiscal Year 2023-2024 Requested Budget represents an overall decrease of \$29,550 in expenditures, and an increase of \$0 in revenues, when compared to the Fiscal Year 2022-2023 Board Approved Budget. As a result, the Requested Net County Cost is decreased by \$29,550.

The probation department redesigned the way on-call was being utilized. Last fiscal year 3 staff were used to provide after-hours coverage. A policy change was made and now the on-call coverage for after-hours is done by 2 staff. This policy change resulted in a reduction to the standby budget line item. In addition, the probation department anticipates 2 contracts for guaranteed bed space which will provide a small decrease in the professional services budget item.

Personnel Costs decreased by \$32,000 compared to the Fiscal Year 2022-2023 Board Approved Budget, due to a policy change which reduced the amount of standby being paid.

Revenues

(There are no changes in this object category from the previous fiscal year.)

Personnel

The Department's Requested Budget represents no change in the number of fulltime equivalent (FTE) positions that are supported by this budget.

There are no FTE's in this budget - all staff for this program are paid through the Juvenile Institutions Budget.

Services & Supplies

5131 (FOOD & HOUSEHOLD SUPPLIES) increased by \$1,500: Provides meals during the weekend work program; **5265** (PROFESSIONAL & SPECIAL SERVICE) decreased by \$1,050: Contracts with Tuolumne and El Dorado helps reduce the average bed cost per day; **5331** (TRAVEL EXPENSE) increased by \$2,000: New county travel policy has an impact on overnight stays.

Support & Care of Persons

(There are no changes in this object category from the previous fiscal year.)

Fixed Assets

(There are no changes in this object category from the previous fiscal year.)

FISCAL YEAR 2023-2024 REDUCTION IMPACTS TO BASE BUDGET

N/A

FISCAL YEAR 2023-2024 STATE/FEDERAL FUNDING SUMMARY

SB 823 funding will be provided. There is a small county minimum of \$250,000 per year to help cover the cost of committing a youth in need of secure track detention (formerly known as DJJ commitment).

FISCAL YEAR 2023-2024 REGULATORY COMPLIANCE SUMMARY

N/A

MAJOR POLICY CONSIDERATIONS BEING REQUESTED

DJJ will completely close down by June 30, 2023. The juvenile division has worked with stakeholders to develop a plan pursuant to SB 823 for youth who would otherwise have been committed to DJJ. The plan was submitted to the BSCC and the probation department is eligible to receive funding to help cover costs of sending a youth to a secure track juvenile hall.

The weekend work program will be used to keep from detaining youth who are not a danger to the community.

The probation department anticipates entering into 2 contracts with El Dorado and Tuolumne Counties for

guaranteed bed space which will provide a discounted bed rate and a small decrease in the professional services budget item.

COUNTY OF INYO

BUD002A - BUDGET REQUESTS

RUNDATE: 06/30/2023 TODAY'S DATE: 08/31/2023

FOR FISCAL YEARS: 07/01/2021 - 06/30/24

	YTD ACTUALS 06/30/2022	BOARD APPROVED 06/30/2023	WORKING BUDGET 06/30/2023	YTD ACTUALS 06/30/2023	DEPT REQUESTED 06/30/2024	CAO RECOMM 06/30/2024	BOARD APPROVED 06/30/2024
BUDGET UNIT: 023101 OUT OF COUNTY-JUVENILE HALL							
FUND: 0001 GENERAL FUND							
EXPENSES:							
5003 - OVERTIME	\$440	\$10,000	\$10,000	\$2,083	\$8,000	\$8,000	\$0
5004 - STANDBY TIME	\$94,105	\$97,000	\$97,000	\$73,071	\$65,000	\$65,000	\$0
5005 - HOLIDAY OVERTIME	\$0	\$0	\$0	\$0	\$2,000	\$2,000	\$0
5021 - RETIREMENT & SOCIAL SECURITY	\$176	\$1,000	\$1,000	\$37	\$1,000	\$1,000	\$0
5022 - PERS RETIREMENT	\$189	\$1,000	\$1,000	\$42	\$1,000	\$1,000	\$0
5031 - MEDICAL INSURANCE	\$316	\$1,000	\$1,000	\$79	\$1,000	\$1,000	\$0
5032 - DISABILITY INSURANCE	\$9	\$1,000	\$1,000	\$4	\$1,000	\$1,000	\$0
5043 - OTHER BENEFITS	\$17	\$0	\$0	\$0	\$0	\$0	\$0
5111 - CLOTHING	\$24	\$0	\$0	\$5	\$0	\$0	\$0
SALARIES & BENEFITS	\$95,279	\$111,000	\$111,000	\$75,324	\$79,000	\$79,000	\$0
5131 - FOOD & HOUSEHOLD SUPPLIES	\$0	\$0	\$0	\$0	\$1,500	\$1,500	\$0
5265 - PROFESSIONAL & SPECIAL SERVICE	\$100,615	\$187,925	\$187,925	\$72,935	\$186,875	\$186,875	\$0
5331 - TRAVEL EXPENSE	\$3,684	\$10,000	\$10,000	\$3,994	\$12,000	\$12,000	\$0
SERVICES & SUPPLIES	\$104,299	\$197,925	\$197,925	\$76,929	\$200,375	\$200,375	\$0
5333 - MOTOR POOL	\$3,973	\$9,000	\$9,000	\$3,220	\$9,000	\$9,000	\$0
INTERNAL CHARGES	\$3,973	\$9,000	\$9,000	\$3,220	\$9,000	\$9,000	\$0
TOTAL EXPENSES:	<u>\$203,552</u>	<u>\$317,925</u>	<u>\$317,925</u>	<u>\$155,473</u>	<u>\$288,375</u>	<u>\$288,375</u>	<u>\$0</u>
BUDGET UNIT: 023101 OUT OF COUNTY-JUVENILE HALL	(\$203,552)	(\$317,925)	(\$317,925)	(\$155,473)	(\$288,375)	(\$288,375)	\$0

PROP 64 PUBLIC HEALTH & SAFETY 620210

DEPARTMENTAL FUNCTIONS

Inyo County Health and Human Services and the Probation Department have teamed up to apply for funds to be used for new and expanded programs to our area youth. This project will provide the needed funds to expand an existing mentor program, create a new peer mentoring program, and expand an existing outdoor program to include an outdoor adventure experience with a peer leadership component. In addition, funds will be used to provide other activities like arts, music, farm-to-table, after-school enrichment, leadership, and life skills programs. Our target population for this program is school-aged youth, elementary through high school, who are referred to the program due to identified risk factors by school counselors or staff, HHS Behavioral Health, and other county programs.

MAJOR ACCOMPLISHMENTS IN FISCAL YEAR 2022-2023

- Secured a contract with Sacred Rok to engage youth in outdoor activities.
- Secured a contract with Inyo Council for the Arts; supported 3 art in school days.
- Supported 14 outdoor events and camps.
- Participated in many outreach events including back to school night.
- Implemented a summer open gym program for youth and families.

GOALS FOR FISCAL YEAR 2023-2024

- Secure contract for program evaluator required by Prop 64 grant.
- Increase the number of outdoor event and activities.
- Increase the number of art in-school days and locations to include Death Valley.

DEPARTMENTAL BUDGET REQUEST FOR FISCAL YEAR 2023-2024

The Department's Fiscal Year 2023-2024 Requested Budget represents an overall increase of \$157,238 in expenditures, and an increase of \$157,238 in revenues, when compared to the Fiscal Year 2022-2023 Board Approved Budget. As a result, the Requested Net County Cost is increased by \$0.

This budget reflects grant funding from the BSCC. Expenditure will always balance with revenues.

Personnel Costs did not change compared to the Fiscal Year 2022-2023 Board Approved Budget.

Revenues

4499 (STATE OTHER) increased by \$157,238: 3rd and final year of grant provided for more programs and a higher reimbursement (revenue).

Personnel

The Department's Requested Budget represents no change in the number of fulltime equivalent (FTE) positions that are supported by this budget.

No changes

Services & Supplies

5265 (PROFESSIONAL & SPECIAL SERVICE) increased by \$141,224: Final year of grant will see more programs, contracts, and services; **5311** (GENERAL OPERATING EXPENSE) increased by \$12,600: More service and programs; **5331** (TRAVEL EXPENSE) decreased by \$1,600: no travel anticipated.

Support & Care of Persons

(There are no changes in this object category from the previous fiscal year.)

Fixed Assets

5655 (VEHICLES) decreased by \$70,000: vehicle was purchased in 2023.

FISCAL YEAR 2023-2024 REDUCTION IMPACTS TO BASE BUDGET

N/A

FISCAL YEAR 2023-2024 STATE/FEDERAL FUNDING SUMMARY

This budget solely relies on a Prop 64 grant allocation provided by the BSCC.

FISCAL YEAR 2023-2024 REGULATORY COMPLIANCE SUMMARY

N/A

MAJOR POLICY CONSIDERATIONS BEING REQUESTED

N/A

COUNTY OF INYO

BUD002A - BUDGET REQUESTS

RUNDATE: 06/30/2023 TODAY'S DATE: 08/31/2023

FOR FISCAL YEARS: 07/01/2021 - 06/30/24

	YTD ACTUALS 06/30/2022	BOARD APPROVED 06/30/2023	WORKING BUDGET 06/30/2023	YTD ACTUALS 06/30/2023	DEPT REQUESTED 06/30/2024	CAO RECOMM 06/30/2024	BOARD APPROVED 06/30/2024
BUDGET UNIT: 620210 PROP 64 PUBLIC HEALTH & SAFETY							
FUND: 6271 PROP 64 PUBIC HEALTH & SAFETY							
REVENUES:							
4498 - STATE GRANTS	\$0	\$0	\$0	\$81,081	\$0	\$0	\$0
4499 - STATE OTHER	\$0	\$327,766	\$327,766	\$0	\$485,004	\$485,004	\$0
AID FROM OTHER GOVT AGENCIES	\$0	\$327,766	\$327,766	\$81,081	\$485,004	\$485,004	\$0
TOTAL REVENUES:	\$0	\$327,766	\$327,766	\$81,081	\$485,004	\$485,004	\$0
EXPENSES:							
5112 - PERSONAL & SAFETY EQUIPMENT	\$0	\$21,900	\$21,900	\$0	\$21,900	\$21,900	\$0
5265 - PROFESSIONAL & SPECIAL SERVICE	\$0	\$56,980	\$56,980	\$19,106	\$198,204	\$198,204	\$0
5311 - GENERAL OPERATING EXPENSE	\$0	\$6,300	\$6,300	\$0	\$18,900	\$18,900	\$0
5331 - TRAVEL EXPENSE	\$0	\$1,600	\$1,600	\$0	\$0	\$0	\$0
SERVICES & SUPPLIES	\$0	\$86,780	\$86,780	\$19,106	\$239,004	\$239,004	\$0
5121 - INTERNAL CHARGES	\$0	\$166,986	\$159,986	\$56,003	\$236,000	\$236,000	\$0
5333 - MOTOR POOL	\$0	\$4,000	\$4,000	\$0	\$10,000	\$10,000	\$0
INTERNAL CHARGES	\$0	\$170,986	\$163,986	\$56,003	\$246,000	\$246,000	\$0
5655 - VEHICLES	\$0	\$70,000	\$77,000	\$76,032	\$0	\$0	\$0
FIXED ASSETS	\$0	\$70,000	\$77,000	\$76,032	\$0	\$0	\$0
TOTAL EXPENSES:	\$0	\$327,766	\$327,766	\$151,142	\$485,004	\$485,004	\$0
BUDGET UNIT: 620210 PROP 64 PUBLIC HEALTH & SAFETY	\$0	\$0	\$0	(\$70,061)	\$0	\$0	\$0

PLANNING & ZONING

023800

DEPARTMENTAL FUNCTIONS

The Planning Department provides services to applicants and residents in matters of property development, land use, planning, subdivision, and environmental review. It is responsible for administration and enforcement of State and local laws regarding planning and mining - in particular, the Inyo County General Plan and County Ordinances including the Zoning Ordinance (Inyo County Code (ICC) Chapter 18), the California Environmental Quality Act (CEQA) and the County's CEQA Procedures (ICC Title 15), the Subdivision Map Act and the County's subdivision regulations (ICC Title 16), surface mining and land reclamation (ICC Chapter 7.70), and other miscellaneous code sections as they relate to planning projects and policy. The Department also staffs the Yucca Mountain Repository Assessment Office (YMRAO) and pursuant to a contract, the Inyo Local Agency Formation Commission (LAFCO).

MAJOR ACCOMPLISHMENTS IN FISCAL YEAR 2022-2023

- Housing Element approved and certified by the State Housing and Community Development (HCD)
- Zoning code updates to make compliant with new State housing laws
- Began work on Environmental Justice Element for General Plan
- Processed land use entitlements, completed mining inspections (SMARA) and reviewed building permits for zoning compliance
- Participated in other agency and department planning projects: Hazard Mitigation and Fire Safety; Bureau of Land Management (BLM) & Department of Energy (DOE) Westwide Energy Corridor; BLM and United States Forest Service (USFS) Wild and Scenic Rivers; BLM transmission corridors Environmental Impact Statement (EIS); and, continued to participate in the Rural Desert Southwest Brownfields Coalition.

GOALS FOR FISCAL YEAR 2023-2024

- Update Regional Housing Needs Allocation (RHNA) sites in the Housing Element and get approval from HCD and Board.
- Complete Environmental Justice Element and incorporate Hazard Mitigation Plan into the County General Plan.
- Finish required zoning code updates to be compliant with State housing laws.
- Possible updates to zoning design standards and CEQA review project.
- Maintain a high level of customer service in an efficient and effective manner to successfully implement the County's Zoning Code and General Plan. This goal will be met through the continued training of planners and working on staff efficiencies and project management skills.

DEPARTMENTAL BUDGET REQUEST FOR FISCAL YEAR 2023-2024

The Department's Fiscal Year 2023-2024 Requested Budget represents an overall increase of \$89,866 in expenditures, and an increase of \$677 in revenues, when compared to the Fiscal Year 2022-2023 Board Approved Budget. As a result, the Requested Net County Cost is increased by \$89,189.

Personnel Costs increased by \$54,936 compared to the Fiscal Year 2022-2023 Board Approved Budget, due to negotiated COLA's, increased benefits and requests for changes in personnel as discussed below.

Revenues

4498 (STATE GRANTS) decreased by \$5: The department has several outstanding grants with the State HCD. This number will not make sense until all of the grant monies are charged out and reimbursed by HCD; **4817** (LAFCO FEES) increased by \$682: LAFCO fees increased due to training (conferences) being added back into the budget after being taken out during COVID.

Personnel

The Department's Requested Budget represents no change in the number of fulltime equivalent (FTE) positions that are supported by this budget.

Additionally, there is a request to reclass the current Project Coordinator to an Administrative Analyst position.

Services & Supplies

5265 (PROFESSIONAL & SPECIAL SERVICE) decreased by \$23,274: This is due to the sunsetting of some contracted work tied to HCD grants; **5311** (GENERAL OPERATING EXPENSE) increased by \$20: Moved from 5173 and 5171 battery backups, QuickBooks upgrades and recovery, Zoom account; **5331** (TRAVEL EXPENSE) decreased by \$500: Staff did not travel as much as anticipated in the 2022-2023 FY; **5351** (UTILITIES) decreased by \$1,200: no longer paying an internet fee.

Support & Care of Persons

(There are no changes in this object category from the previous fiscal year.)

Fixed Assets

(There are no changes in this object category from the previous fiscal year.)

FISCAL YEAR 2023-2024 REDUCTION IMPACTS TO BASE BUDGET

N/A

FISCAL YEAR 2023-2024 STATE/FEDERAL FUNDING SUMMARY

State funding has been provided by an SB2 grant for a vacant lands and affordable housing study (\$160,000), a Local Early Action Grant for the mandated 2021 Housing Element Update (\$65,000) and a Regional Early Action Planning Grant (\$121,517). At this time these revenue sources are sunsetting and have been billed. It is taking the State an unusual amount of time in reimbursing the department the grant funding. A grant shared with the City of Bishop is also outstanding as the City of Bishop gave the County inadequate invoicing materials which has caused an undue amount of work for planning staff and delayed reimbursement.

FISCAL YEAR 2023-2024 REGULATORY COMPLIANCE SUMMARY

The Zoning Code and General Plan are required to be periodically updated to reflect new regulations and practices. It is anticipated that the Department will need to expend resources to update Title 18 to address State regulations regarding Affordable housing. The County's General Plan Housing Element will also have to be amended again, due to Regional Housing Needs Allocation (RHNA) sites loss from failure to rezone properties identified in the Housing Element. A review and an update to the zoning code and General Plan for changes in state law regarding affordable housing issues beyond the Housing Element will also likely be necessary in the coming fiscal year.

MAJOR POLICY CONSIDERATIONS BEING REQUESTED

Policy issues that are expected to be brought to the Boards attention in the 2023/2024 fiscal year include: adoption of an Environmental Justice Element and the new Hazard Mitigation Plan being incorporated into the General Plan; possible changes to the zoning code to promote affordable housing, based on new state policies and public outreach. The department is waiting to see if it has been awarded a REAP2 grant for \$220,000 to address zoning design standards that may be limiting housing development. If this is awarded it will present a major project for the department requiring extensive public outreach. There is also the possibility of small and large solar project applications that will likely test the County's REGPA with public comments.

COUNTY OF INYO

BUD002A - BUDGET REQUESTS

RUNDATE: 06/30/2023 TODAY'S DATE: 08/31/2023

FOR FISCAL YEARS: 07/01/2021 - 06/30/24

	YTD ACTUALS 06/30/2022	BOARD APPROVED 06/30/2023	WORKING BUDGET 06/30/2023	YTD ACTUALS 06/30/2023	DEPT REQUESTED 06/30/2024	CAO RECOMM 06/30/2024	BOARD APPROVED 06/30/2024
BUDGET UNIT: 023800 PLANNING & ZONING							
FUND: 0001 GENERAL FUND							
REVENUES:							
4156 - RECLAMATION PLAN FEES	\$32,400	\$18,000	\$18,000	\$25,200	\$18,000	\$20,000	\$0
LICENSES & PERMITS	\$32,400	\$18,000	\$18,000	\$25,200	\$18,000	\$20,000	\$0
4498 - STATE GRANTS	\$39,509	\$174,761	\$174,761	\$172,158	\$174,756	\$174,756	\$0
AID FROM OTHER GOVT AGENCIES	\$39,509	\$174,761	\$174,761	\$172,158	\$174,756	\$174,756	\$0
4817 - LAFCO FEES	\$6,547	\$23,813	\$23,813	\$0	\$24,495	\$24,495	\$0
4819 - SERVICES & FEES	\$40,566	\$190,400	\$190,400	\$18,369	\$190,400	\$190,400	\$0
4824 - INTER GOVERNMENT CHARGES	\$6,479	\$20,000	\$20,000	\$0	\$20,000	\$20,000	\$0
CHARGES FOR CURRENT SERVICES	\$53,594	\$234,213	\$234,213	\$18,369	\$234,895	\$234,895	\$0
TOTAL REVENUES:	\$125,503	\$426,974	\$426,974	\$215,727	\$427,651	\$429,651	\$0
EXPENSES:							
5001 - SALARIED EMPLOYEES	\$341,296	\$430,484	\$427,810	\$430,800	\$462,995	\$460,376	\$0
5012 - PART TIME EMPLOYEES	\$381	\$0	\$0	\$0	\$0	\$0	\$0
5021 - RETIREMENT & SOCIAL SECURITY	\$25,629	\$33,670	\$33,670	\$32,488	\$36,295	\$36,092	\$0
5022 - PERS RETIREMENT	\$52,870	\$67,334	\$67,334	\$62,354	\$71,390	\$70,913	\$0
5024 - RETIREMENT-UNFUNDED LIAB	\$53,364	\$60,189	\$60,189	\$60,189	\$63,497	\$63,497	\$0
5031 - MEDICAL INSURANCE	\$56,033	\$66,577	\$65,650	\$65,637	\$77,144	\$77,144	\$0
5032 - DISABILITY INSURANCE	\$3,727	\$4,790	\$4,790	\$3,761	\$4,233	\$4,211	\$0
5043 - OTHER BENEFITS	\$8,708	\$4,814	\$8,415	\$7,227	\$7,240	\$7,240	\$0
SALARIES & BENEFITS	\$542,011	\$667,858	\$667,858	\$662,458	\$722,794	\$719,473	\$0
5112 - PERSONAL & SAFETY EQUIPMENT	\$0	\$370	\$370	\$0	\$370	\$250	\$0
5232 - OFFICE & OTHER EQUIP < \$5,000	\$567	\$800	\$800	\$675	\$800	\$800	\$0
5263 - ADVERTISING	\$3,322	\$4,500	\$4,500	\$1,520	\$4,500	\$3,500	\$0
5265 - PROFESSIONAL & SPECIAL SERVICE	\$123,993	\$233,156	\$286,565	\$123,051	\$209,882	\$209,882	\$0
5311 - GENERAL OPERATING EXPENSE	\$2,134	\$7,200	\$7,200	\$3,933	\$7,220	\$5,000	\$0
5331 - TRAVEL EXPENSE	\$1,765	\$8,097	\$8,097	\$5,441	\$7,597	\$7,597	\$0
5351 - UTILITIES	\$1,181	\$1,200	\$1,200	\$1,181	\$0	\$0	\$0
SERVICES & SUPPLIES	\$132,965	\$255,323	\$308,732	\$135,802	\$230,369	\$227,029	\$0

COUNTY OF INYO

BUD002A - BUDGET REQUESTS

RUNDATE: 06/30/2023 TODAY'S DATE: 08/31/2023

FOR FISCAL YEARS: 07/01/2021 - 06/30/24

	YTD ACTUALS 06/30/2022	BOARD APPROVED 06/30/2023	WORKING BUDGET 06/30/2023	YTD ACTUALS 06/30/2023	DEPT REQUESTED 06/30/2024	CAO RECOMM 06/30/2024	BOARD APPROVED 06/30/2024
5121 - INTERNAL CHARGES	\$755	\$1,206	\$1,206	\$1,206	\$39,106	\$5,106	\$0
5123 - TECH REFRESH EXPENSE	\$5,381	\$5,439	\$5,439	\$5,439	\$5,598	\$5,598	\$0
5124 - EXTERNAL CHARGES	\$0	\$1,000	\$973	\$973	\$1,000	\$0	\$0
5128 - INTERNAL SHREDDING CHARGES	\$449	\$345	\$372	\$372	\$345	\$345	\$0
5129 - INTERNAL COPY CHARGES (NON-IS)	\$4,390	\$4,500	\$4,500	\$4,992	\$5,500	\$5,500	\$0
5152 - WORKERS COMPENSATION	\$5,704	\$6,361	\$6,361	\$6,361	\$10,757	\$10,757	\$0
5155 - PUBLIC LIABILITY INSURANCE	\$8,876	\$10,167	\$10,167	\$10,167	\$20,764	\$20,764	\$0
5333 - MOTOR POOL	\$11,481	\$14,000	\$14,000	\$11,053	\$19,832	\$14,000	\$0
INTERNAL CHARGES	\$37,036	\$43,018	\$43,018	\$40,563	\$102,902	\$62,070	\$0
TOTAL EXPENSES:	<u>\$712,013</u>	<u>\$966,199</u>	<u>\$1,019,608</u>	<u>\$838,825</u>	<u>\$1,056,065</u>	<u>\$1,008,572</u>	<u>\$0</u>
BUDGET UNIT: 023800 PLANNING & ZONING	(\$586,510)	(\$539,225)	(\$592,634)	(\$623,097)	(\$628,414)	(\$578,921)	\$0

YUCCA MOUNTAIN OVERSIGHT

620605

DEPARTMENTAL FUNCTIONS

The Inyo County Yucca Mountain Repository Assessment Office (YMRAO) provides local government oversight, representation, and impact assessment to the Department of Energy (DOE) for the proposed high-level radioactive waste repository at Yucca Mountain. Due to the fact that the federal government has terminated funding for the project, the YMRAO has largely completed "mothballing" its operations, but also must be ready to reopen if the project recommences. As part of these duties, the YMRAO: monitors activities relating to the study of Yucca Mountain to determine the implications of repository development and operation for Inyo County; preserves the vast amounts of information the Yucca Mountain Project generated, for the future uses of both the County and other agencies; reviews ongoing studies and conducts County-specific studies to investigate potential hydrologic impacts to the water resources of the County; identifies potential transportation impacts on Inyo County and its residents and works to ensure improvements are made to the transportation network and the local emergency response infrastructure to accommodate safe transport of nuclear wastes through the County; determines the extent of potential environmental, economic, social and risk related impacts on Inyo County from the proposed repository; and, provides accurate information to the residents of Inyo County and works to encourage public participation in County decisions regarding the repository.

MAJOR ACCOMPLISHMENTS IN FISCAL YEAR 2022-2023

- Maintained contracts with Andy Zdon and the Hydrodynamics Group to review reports, hydrologic models and information relevant to provide assistance to the County on the future of the repository.
- Through a MOU and contract with Andy Zdon continued groundwater monitoring with the United States Geological Survey (USGS) and other interested agencies, worked to monitor groundwater in Southeast Inyo County.
- Attended the Devil's Hole Workshop.
- Monitored activities regarding the Yucca Mountain site and possible reactivation of the licensing process.

GOALS FOR FISCAL YEAR 2023-2024

- Maintain contracts with Andy Zdon and the Hydrodynamics Group to review reports, hydrologic models and information relevant to provide assistance to the County on the future of the repository.
- Monitor activities regarding the Yucca Mountain site and possible reactivation of the licensing process.
- Monitor federal legislation for amendments to the Nuclear Waste Policy Act.
- Continue groundwater monitoring with the USGS and other interested agencies, worked to monitor groundwater in Southeast Inyo County.

DEPARTMENTAL BUDGET REQUEST FOR FISCAL YEAR 2023-2024

The Department's Fiscal Year 2023-2024 Requested Budget represents an overall decrease of \$23,616 in expenditures, and a decrease of \$2,000 in revenues, when compared to the Fiscal Year 2022-2023 Board Approved Budget. As a result, the Requested Net County Cost is decreased by \$21,616.

Personnel Costs increased by \$6,400 compared to the Fiscal Year 2022-2023 Board Approved Budget, due to increase in the Retiree Health Benefits.

Revenues

4301 (INTEREST FROM TREASURY) decreased by \$2,000: Staff believes that this amount will be less in the coming FY due to economic conditions.

Personnel

The Department's Requested Budget represents no change in the number of fulltime equivalent (FTE) positions that are supported by this budget.

The Department's Requested Budget represents no change in the number of fulltime equivalent (FTE) positions that are supported by this budget. Planning Department personnel will continue to staff the YMRAO for the coming fiscal year. Cost estimations are included in External Charges expenditure object code of this budget. If the Yucca Mountain project advances, based on Federal direction, there could be a need to rehire a Project Analyst. Since this has yet to be verified this potential staffing need is not included in this budget's estimates.

Services & Supplies

5173 (MAINTENANCE OF EQUIPMENT-MATER) decreased by \$1,000: Cost for plotter maintenance removed - plotter gone; **5265** (PROFESSIONAL & SPECIAL SERVICE) decreased by \$26,713: Money for contractors has been spent and no new funds were added; **5331** (TRAVEL EXPENSE) decreased by \$309: Number of staff attending meetings was lowered.

Support & Care of Persons

(There are no changes in this object category from the previous fiscal year.)

Fixed Assets

(There are no changes in this object category from the previous fiscal year.)

FISCAL YEAR 2023-2024 REDUCTION IMPACTS TO BASE BUDGET

N/A

FISCAL YEAR 2023-2024 STATE/FEDERAL FUNDING SUMMARY

Federal funds are provided for YMRAO's operations. Fund balance is available for next year's operations. There has been very little interest in Yucca Mountain for a nuclear waste repository as of late. Staff anticipates that there will not likely be renewed activity regarding the Yucca Mountain repository proposal during the coming fiscal year as it is not a priority of the current administration. In the unlikely event that Yucca Mountain does come back to the forefront, the County will need to advocate for more funding as an AULG. This will be necessary to ensure that the County's contentions regarding the repository are fully expressed during any outreach efforts and licensing hearings.

FISCAL YEAR 2023-2024 REGULATORY COMPLIANCE SUMMARY

N/A

MAJOR POLICY CONSIDERATIONS BEING REQUESTED

While funding for the Yucca Mountain project has been terminated, the project may recommence depending on political circumstances. There is still a lot of nuclear waste sitting around the country.

COUNTY OF INYO

BUD002A - BUDGET REQUESTS

RUNDATE: 06/30/2023 TODAY'S DATE: 08/31/2023

FOR FISCAL YEARS: 07/01/2021 - 06/30/24

	YTD ACTUALS 06/30/2022	BOARD APPROVED 06/30/2023	WORKING BUDGET 06/30/2023	YTD ACTUALS 06/30/2023	DEPT REQUESTED 06/30/2024	CAO RECOMM 06/30/2024	BOARD APPROVED 06/30/2024
BUDGET UNIT: 620605 YUCCA MOUNTAIN OVERSIGHT							
FUND: 6766 YUCCA MOUNTAIN OVERSIGHT 05-06							
REVENUES:							
4301 - INTEREST FROM TREASURY	\$2,417	\$8,000	\$8,000	\$7,486	\$6,000	\$6,000	\$0
REV USE OF MONEY & PROPERTY	\$2,417	\$8,000	\$8,000	\$7,486	\$6,000	\$6,000	\$0
TOTAL REVENUES:	<u>\$2,417</u>	<u>\$8,000</u>	<u>\$8,000</u>	<u>\$7,486</u>	<u>\$6,000</u>	<u>\$6,000</u>	<u>\$0</u>
EXPENSES:							
5025 - RETIREE HEALTH BENEFITS	\$4,391	\$4,798	\$4,798	\$8,859	\$11,198	\$11,198	\$0
SALARIES & BENEFITS	\$4,391	\$4,798	\$4,798	\$8,859	\$11,198	\$11,198	\$0
5173 - MAINTENANCE OF EQUIPMENT-MATER	\$0	\$1,000	\$1,000	\$0	\$0	\$0	\$0
5232 - OFFICE & OTHER EQUIP < \$5,000	\$0	\$1,665	\$1,665	\$646	\$1,665	\$1,665	\$0
5265 - PROFESSIONAL & SPECIAL SERVICE	\$41,344	\$83,305	\$264,200	\$30,361	\$56,592	\$56,592	\$0
5311 - GENERAL OPERATING EXPENSE	\$77	\$500	\$500	\$100	\$500	\$500	\$0
5331 - TRAVEL EXPENSE	\$0	\$2,900	\$2,900	\$597	\$2,591	\$2,591	\$0
SERVICES & SUPPLIES	\$41,422	\$89,370	\$270,265	\$31,705	\$61,348	\$61,348	\$0
5124 - EXTERNAL CHARGES	\$7,679	\$23,012	\$23,012	\$56	\$20,906	\$20,906	\$0
5129 - INTERNAL COPY CHARGES (NON-IS)	\$0	\$15	\$15	\$0	\$100	\$100	\$0
5315 - COUNTY COST PLAN	\$0	\$1,484	\$1,484	\$1,484	\$1,511	\$1,511	\$0
5333 - MOTOR POOL	\$0	\$975	\$975	\$0	\$975	\$975	\$0
INTERNAL CHARGES	\$7,679	\$25,486	\$25,486	\$1,540	\$23,492	\$23,492	\$0
TOTAL EXPENSES:	<u>\$53,493</u>	<u>\$119,654</u>	<u>\$300,549</u>	<u>\$42,105</u>	<u>\$96,038</u>	<u>\$96,038</u>	<u>\$0</u>
BUDGET UNIT: 620605 YUCCA MOUNTAIN OVERSIGHT	(\$51,076)	(\$111,654)	(\$292,549)	(\$34,619)	(\$90,038)	(\$90,038)	\$0

HEALTH - GENERAL

045100

DEPARTMENTAL FUNCTIONS

This program is responsible for 1) assuring the provision of access to health care for Inyo County residents either through the availability of direct services or through referrals to appropriate medical providers, and 2) protecting the health and well-being of the community by preventing or reducing the spread of communicable diseases. Health programs include Communicable Disease Surveillance and Control, Reproductive Health Services, Jail/Juvenile Center Medical Services, Public Health Clinic Nursing, Immunization Outreach Program, Registration of Vital Statistics, HIV/AIDS Surveillance, Emergency Medical Services (EMS) liaison, Public Health Disaster Preparedness and Response, and General Health Administration.

MAJOR ACCOMPLISHMENTS IN FISCAL YEAR 2022-2023

- **COVID-19 Response & Recovery:** Public Health nursing and disaster staff worked closely with the COVID-19 response team to guide/assist with case investigations and contact tracing to help mitigate the spread of COVID-19 in the community. Inyo County Public Health received and processed 1,278 COVID-19 positive cases in FY 2022-23. The Inyo County Health Officer and nursing staff also provided infection prevention support in congregate living facilities, including Skilled Nursing Facilities and the Inyo County Jail. During this fiscal year, individuals 6 months and older were eligible to receive the COVID-19 vaccine. Furthermore, bivalent boosters for the COVID-19 vaccines became available to the public. In FY 22-23, Inyo County Public Health staff administered 1,622 doses of COVID vaccine at 37 different clinics. As of May 2023, approximately 69.9% of the eligible Inyo County population is fully vaccinated. For general Public Health preparedness and response, Inyo County and Mono County continued to collaborate on a regional Mono-Inyo Health Care Coalition (MIHCC) as required under the Hospital Preparedness Program (HPP). MIHCC meetings focused on COVID-19 mitigation and response as it applies to medical and health services and coordination of local medical resources with local and regional partners.
- **Communicable Disease:** The Health Officer and Public Health nursing staff kept the public informed about high-profile disease outbreaks, including influenza. Public Health nurses received 531 influenza case reports. Public Health nursing staff investigated 81 communicable disease reports for a variety of diseases, including gonorrhea, salmonella, tuberculosis, Campylobacteriosis, Cryptosporidiosis, RSV, and rabies. Seventeen off-site flu vaccine clinics were delivered throughout the county in the Fall of 2022 to ensure that flu vaccine was available to our most vulnerable and isolated residents, including children and seniors. A total of 395 flu vaccines were administered during the FY 22/23 flu season, a 13% increase over the prior year. Public Health also conducted flu surveillance in coordination with several local schools and Northern Inyo Hospital and provided updates on the status of the flu season to medical providers, community partners, and the public.
- **Public Health:** The Public Health division has maintained quality health care services under specific State-mandated programs and some safety-net health care for the increasingly small number of low-income individuals who do not qualify for health insurance. Two half-day walk-in public health clinics were provided weekly with services that include TB screening and testing, pregnancy testing and referral, immunizations, and Sexually Transmitted Disease (STD) testing and treatment. A total of 367 individual health services were provided in the Public Health clinic during the first three quarters of FY 22/23. The administration and provision of health services at Inyo County Jail are primarily delivered by correctional nursing staff with management by the jail nurse supervisor. The Public Health division is responsible for funding physical health services and medications for inmates. Nursing staff worked closely with the correctional teams as well as correctional leadership to ensure adequate care of incarcerated persons during COVID-19 outbreaks within the facility including testing, quarantines, and isolations when warranted. Jail

nursing staff and supervisor continues to coordinate with multiple disciplines including Behavioral Health, SUD team, probation, and reentry to ensure integration of health care services for those in need. Med Bank installation for medication dispensing to incarcerated persons will be initiated and will continue to need fine tuning and further development to ensure safe and secure medication administration.

- Reentry Services: Reentry services continued to serve the Post Release Community Supervision (PRCS) and Mandatory Supervision (MSO) caseload in partnership with Inyo County Probation. During COVID, many jail services were limited. In the past year, Reentry worked with the Inyo County Jail to increase jail services within the past year. Additional substance use disorder groups were added by Inyo County HHS Behavioral Health and Toiyabe, and Inyo County Prevention provided a Smoking Cessation class. Reentry Services applied and was granted a California Medication Assisted Treatment Expansion grant for a second round to continue access to MAT services in the jail and to reduce opioid overdose related deaths.
- Prop 64: We were able to expand our youth programs with funding under Prop 64. We partnered with Probation to expand our outdoor program to offer nearly 20 outdoor outings and four (4) overnight camps throughout the year. Highlights included an outdoor leadership camp, where prevention staff partnered with staff from a community agency to provide leadership training, outdoor education, first aid, and substance use prevention training to seven (7) youth who will serve as youth leaders in our outdoor summer program.

GOALS FOR FISCAL YEAR 2023-2024

- Transition COVID-19 response and recovery activities to other dedicated public health programs to continue oversight of outbreak response, vaccine distribution, and general communicable disease mitigation measures. Provide technical assistance and support to local healthcare agencies to assist with long-term response and recovery and provide accurate and timely public information, as needed.
- Create a Local Community Health Improvement Plan to improve health across the lifespan, prioritize equity, and make community environments more conducive to being healthy by conducting a needs assessment and analyzing health and determinants of health indicators to track burden of disease, identify priority populations, and assess for equity considerations.
- Support Public Health infrastructure and workforce through recruitment and retention grants to attract a diverse and talented workforce that has the relevant skills and experiences, and that reflects the communities they serve, to bolster capacity at the local level; create opportunities to grow and develop our current and future employees into leaders and to promote creativity, flexibility, and innovation for an effective and inclusive working environment and culture.
- Continue utilizing Med Bank for jail medication management and develop and revise policies and procedures for jail medical services; continue to coordinate and deliver physical and behavioral health services to incarcerated persons of Inyo County Jail and the Post Release Community Supervision population.
- Advocate for enhancement of the historically limited public health infrastructure to continue to maintain the capacity to fulfill Public Health mandates including communicable disease investigation and reporting, TB control, sexually transmitted infections testing and treatment, pregnancy testing and referral, and immunization services.

DEPARTMENTAL BUDGET REQUEST FOR FISCAL YEAR 2023-2024

The Department's Fiscal Year 2023-2024 Requested Budget represents an overall increase of \$1,990,759 in expenditures, and an increase of \$1,990,759 in revenues, when compared to the Fiscal Year 2022-2023 Board Approved Budget. As a result, the Requested Net County Cost is increased by \$0.

Personnel Costs increased by \$873,316 compared to the Fiscal Year 2022-2023 Board Approved Budget, due to increase in staff, negotiated COLA and health insurance increases.

Revenues

4411 (STATE MOTOR VEHICLE IN LIEU TX) increased by \$844,076: Portion of base posted on State Controller's website and fund balance for new COB furniture; **4498** (STATE GRANTS) increased by \$87,382: COVID funds in Immunization grant and actual allocation from Future of Public Health; **4499** (STATE OTHER) increased by \$173,086: Infectious Disease grant ended and the CERI grant is now being invoiced for expenses; **4552** (FEDERAL OTHER) increased by \$371,022: New workforce grant and using MAA audited funds; **4618** (EMS ACCOUNTING) increased by \$2,292: Projected revenue using prior year trend; **4742** (PATIENT PAYMENTS) decreased by \$800: Projected revenue using prior year trend; **4821** (INTRA COUNTY CHARGES) increased by \$12,849: Increase in Prop 64 reimbursement; **4998** (OPERATING TRANSFERS IN) increased by \$500,852: Two new PATH Justice Involved grants, use of disaster preparedness funds in trust, CMSP and Whole Person Care funds that are in trust for mobile clinic.

Personnel

The Department's Requested Budget represents an increase in the number of fulltime equivalent (FTE) positions that are supported by this budget.

There is a 4.95 increase in FTE. See Major Policy Considerations below.

See HHS Shift table for personnel spreads between the 23 budgets.

Services & Supplies

5122 (CELL PHONES) increased by \$1,819: Projected expenditures based on prior year trend; **5157** (MEDICAL MALPRACTICE INSURANCE) increased by \$20,461: Projected expenditures based on prior year trend; **5232** (OFFICE & OTHER EQUIP < \$5,000) increased by \$520,850: New COB office furniture and repeater upgrades; **5260** (HEALTH - EMPLOYEE PHYSICALS) increased by \$38,500: New tuition reimbursement grant opportunity; **5263** (ADVERTISING) increased by \$17,000: Immunization clinic advertising; **5265** (PROFESSIONAL & SPECIAL SERVICE) increased by \$236,889: New training contract and consultant contracts; **5291** (OFFICE, SPACE & SITE RENTAL) increased by \$2,263: Projected expenditures based on prior year trend; **5311** (GENERAL OPERATING EXPENSE) increased by \$38,370: Increased expenses in Prop 64 activities and MAT grant; **5331** (TRAVEL EXPENSE) increased by \$23,009: Many meetings are now in person requiring travel expenses; **5351** (UTILITIES) decreased by \$10,000: Projected expenditures based on prior year trend.

Support & Care of Persons

(There are no changes in this object category from the previous fiscal year.)

Fixed Assets

(There are no changes in this object category from the previous fiscal year.)

FISCAL YEAR 2023-2024 REDUCTION IMPACTS TO BASE BUDGET

None.

FISCAL YEAR 2023-2024 STATE/FEDERAL FUNDING SUMMARY

1991 County Health Realignment funds remain intact and continued monitoring is required. Funding approved for shoring up public health infrastructure following the COVID-19 pandemic will continue to support permanent positions and will be used for workforce development and public health accreditation activities.

FISCAL YEAR 2023-2024 REGULATORY COMPLIANCE SUMMARY

Counties are mandated to appoint a Health Officer (Health and Safety code Section 10100) who shall organize and maintain a program to make immunization available, make pregnancy testing services available, act as a the local registrar, as well as perform all duties of the local registrar for births and deaths, shall take measures to prevent the spread of communicable diseases, shall intervene with Sudden Infant Death Syndrome cases and shall immediately investigate a report of suspected tuberculosis (Health and Safety Code Section 120350 et al.).

The County may contract with another County or with the State for the operation and maintenance of public health services beyond the Health Officer duties (Welfare and Institutions Code Section 10804.1).

MAJOR POLICY CONSIDERATIONS BEING REQUESTED

The Department recommends establishing a new classification, Public Health Coordinator at Range 74, to support the Public Health and Prevention division with new and required accreditation activities that will be continuous in future years, training coordination, grants management (initially closing out all the COVID and limited-term grants, then management of dozens of ongoing grants), new grant opportunities, and to develop tracking system for grant requirements. The Public Health and Prevention division has grown substantially through the COVID-19 pandemic by adding additional staffing and several new funding streams. This position is intended to provide solid grant's management support to ensure funding requirements are met throughout the division.

The Department recommends reclassifying the HHS Specialist I-IV career ladder series in order to better align duties and to improve recruitments, as follows: delete the HHS Specialist I classification, as this classification is no longer used in favor of the Peer Support Specialist and Parent Partner classifications; reclassify the HHS Specialist II to HHS Specialist (no career-ladder); reclassify the HHS Specialist III at Range 57 and HHS Specialist IV at Range 60 to Case Manager I at Range 60 and Case manager II at Range 63. The Department uses HHS Specialist III/IV positions for case management and on-call crisis response support in several programs and has experienced significant challenges in recruiting qualified applicants for these positions. The proposed reclassification will allow the department to advertise a more specific job description for the more specialized positions and will allow the salaries to be more appropriately aligned to the Rehabilitation Specialist and Prevention Specialist classifications.

The Department recommends reclassifying the Registered Dietitian Nutritionist (RD) to a Supervising Registered Dietitian Nutritionist position at Range 78 to enable the Supervising RD to provide direct clinical supervision of WIC Nutrition Assistants in the Women Infant's and Children (WIC) program. The WIC program requires that the local WIC Director be either a Registered Dietitian or licensed healthcare provider, so making this change to allow supervision will bring the program into compliance with WIC Director duties. This position is partially funded in Health and duties within that program are not expected to be impacted by this request.

COUNTY OF INYO

BUD002A - BUDGET REQUESTS

RUNDATE: 06/30/2023 TODAY'S DATE: 08/31/2023

FOR FISCAL YEARS: 07/01/2021 - 06/30/24

	YTD ACTUALS 06/30/2022	BOARD APPROVED 06/30/2023	WORKING BUDGET 06/30/2023	YTD ACTUALS 06/30/2023	DEPT REQUESTED 06/30/2024	CAO RECOMM 06/30/2024	BOARD APPROVED 06/30/2024
BUDGET UNIT: 045100 HEALTH - GENERAL							
FUND: 0001 GENERAL FUND							
REVENUES:							
4171 - D H R PERMITS	\$648	\$605	\$605	\$708	\$605	\$605	\$0
LICENSES & PERMITS	\$648	\$605	\$605	\$708	\$605	\$605	\$0
4211 - CRIMINAL FINES	\$0	\$10,000	\$10,000	\$0	\$10,000	\$10,000	\$0
FINES & FORFEITURES	\$0	\$10,000	\$10,000	\$0	\$10,000	\$10,000	\$0
4411 - STATE MOTOR VEHICLE IN LIEU TX	\$1,143,242	\$527,190	\$563,024	\$1,255,707	\$1,371,266	\$1,371,266	\$0
4430 - HEALTH REALIGNMENT	\$30,146	\$51,512	\$51,512	\$51,512	\$51,512	\$51,512	\$0
4498 - STATE GRANTS	\$160,236	\$531,247	\$531,247	\$156,842	\$618,629	\$618,629	\$0
4499 - STATE OTHER	\$53,090	\$95,848	\$95,848	\$82,524	\$268,934	\$268,934	\$0
4552 - FEDERAL OTHER	\$139,600	\$740,555	\$740,555	\$104,415	\$1,111,577	\$1,111,577	\$0
AID FROM OTHER GOVT AGENCIES	\$1,467,392	\$1,946,352	\$1,982,186	\$1,651,002	\$3,421,918	\$3,421,918	\$0
4618 - EMS ACCOUNTING	\$32,949	\$32,950	\$35,242	\$35,242	\$35,242	\$35,242	\$0
4701 - VITAL STATISTICS	\$17,120	\$16,000	\$16,000	\$17,955	\$16,000	\$16,000	\$0
4732 - E.M.S. RADIO MAINTENANCE	\$1,575	\$1,575	\$1,575	\$0	\$1,575	\$1,575	\$0
4742 - PATIENT PAYMENTS	\$547	\$1,000	\$1,000	\$150	\$200	\$200	\$0
4747 - INSURANCE PAYMENTS	\$0	\$0	\$0	\$20	\$0	\$0	\$0
4819 - SERVICES & FEES	\$100	\$100	\$100	\$100	\$100	\$100	\$0
4821 - INTRA COUNTY CHARGES	\$161,498	\$348,335	\$309,437	\$122,333	\$361,184	\$361,184	\$0
CHARGES FOR CURRENT SERVICES	\$213,790	\$399,960	\$363,354	\$175,800	\$414,301	\$414,301	\$0
4998 - OPERATING TRANSFERS IN	\$58,950	\$852,789	\$912,789	\$271,521	\$1,353,641	\$1,353,641	\$0
OTHER FINANCING SOURCES	\$58,950	\$852,789	\$912,789	\$271,521	\$1,353,641	\$1,353,641	\$0
4999 - PRIOR YEARS REIMBURSEMENTS	\$0	\$0	\$772	\$771	\$0	\$0	\$0
OTHER REVENUE	\$0	\$0	\$772	\$771	\$0	\$0	\$0
TOTAL REVENUES:	\$1,740,781	\$3,209,706	\$3,269,706	\$2,099,804	\$5,200,465	\$5,200,465	\$0
EXPENSES:							
5001 - SALARIED EMPLOYEES	\$610,277	\$1,281,911	\$1,016,187	\$897,476	\$1,642,478	\$1,642,478	\$0
5002 - CONTRACT EMPLOYEES	\$124,581	\$0	\$199,203	\$206,024	\$214,263	\$214,263	\$0
5003 - OVERTIME	\$6,508	\$0	\$16,000	\$16,657	\$16,000	\$16,000	\$0

COUNTY OF INYO

BUD002A - BUDGET REQUESTS

RUNDATE: 06/30/2023 TODAY'S DATE: 08/31/2023

FOR FISCAL YEARS: 07/01/2021 - 06/30/24

	YTD ACTUALS 06/30/2022	BOARD APPROVED 06/30/2023	WORKING BUDGET 06/30/2023	YTD ACTUALS 06/30/2023	DEPT REQUESTED 06/30/2024	CAO RECOMM 06/30/2024	BOARD APPROVED 06/30/2024
5004 - STANDBY TIME	\$14,574	\$0	\$32,640	\$27,271	\$32,640	\$32,640	\$0
5005 - HOLIDAY OVERTIME	\$600	\$0	\$1,410	\$705	\$1,100	\$1,100	\$0
5012 - PART TIME EMPLOYEES	\$25,177	\$0	\$16,471	\$18,010	\$11,830	\$11,830	\$0
5021 - RETIREMENT & SOCIAL SECURITY	\$59,516	\$96,750	\$96,750	\$85,178	\$142,674	\$142,674	\$0
5022 - PERS RETIREMENT	\$66,659	\$136,399	\$136,399	\$85,981	\$177,347	\$177,347	\$0
5024 - RETIREMENT-UNFUNDED LIAB	\$120,781	\$141,243	\$141,243	\$141,243	\$149,006	\$149,006	\$0
5025 - RETIREE HEALTH BENEFITS	\$105,968	\$79,727	\$79,727	\$85,316	\$140,422	\$140,422	\$0
5031 - MEDICAL INSURANCE	\$113,927	\$249,251	\$235,917	\$144,082	\$308,576	\$308,576	\$0
5032 - DISABILITY INSURANCE	\$6,786	\$13,681	\$13,681	\$8,423	\$16,496	\$16,496	\$0
5043 - OTHER BENEFITS	\$12,186	\$6,619	\$19,953	\$21,607	\$26,065	\$26,065	\$0
SALARIES & BENEFITS	\$1,267,545	\$2,005,581	\$2,005,581	\$1,737,978	\$2,878,897	\$2,878,897	\$0
5122 - CELL PHONES	\$3,067	\$2,450	\$2,450	\$2,402	\$4,269	\$4,269	\$0
5131 - FOOD & HOUSEHOLD SUPPLIES	\$48	\$0	\$0	\$66	\$0	\$0	\$0
5154 - UNEMPLOYMENT INSURANCE	\$0	\$0	\$0	\$915	\$0	\$0	\$0
5157 - MEDICAL MALPRACTICE INSURANCE	\$54,408	\$77,642	\$77,642	\$77,642	\$98,103	\$98,103	\$0
5232 - OFFICE & OTHER EQUIP < \$5,000	\$6,446	\$63,200	\$63,200	\$4,935	\$584,050	\$334,050	\$0
5260 - HEALTH - EMPLOYEE PHYSICALS	\$6,321	\$15,000	\$15,000	\$6,186	\$53,500	\$53,500	\$0
5263 - ADVERTISING	\$6,509	\$6,000	\$15,000	\$10,002	\$23,000	\$23,000	\$0
5265 - PROFESSIONAL & SPECIAL SERVICE	\$192,988	\$565,064	\$554,106	\$213,153	\$801,953	\$801,953	\$0
5281 - RENTS & LEASES-EQUIPMENT	\$0	\$0	\$6,654	\$0	\$0	\$0	\$0
5291 - OFFICE, SPACE & SITE RENTAL	\$50,911	\$70,945	\$82,399	\$53,237	\$73,208	\$58,854	\$0
5311 - GENERAL OPERATING EXPENSE	\$56,823	\$115,528	\$128,078	\$73,599	\$153,898	\$153,898	\$0
5326 - LATE FEES & FINANCE CHARGES	\$0	\$0	\$25	\$42	\$0	\$0	\$0
5331 - TRAVEL EXPENSE	\$10,374	\$40,923	\$40,923	\$18,571	\$63,932	\$63,932	\$0
5351 - UTILITIES	\$3,917	\$15,050	\$15,050	\$4,484	\$5,050	\$5,050	\$0
5499 - PRIOR YEAR REFUNDS	\$0	\$0	\$60,000	\$60,000	\$0	\$0	\$0
SERVICES & SUPPLIES	\$391,816	\$971,802	\$1,060,527	\$525,239	\$1,860,963	\$1,596,609	\$0
5121 - INTERNAL CHARGES	\$37,526	\$42,630	\$42,547	\$48,840	\$42,630	\$42,630	\$0
5123 - TECH REFRESH EXPENSE	\$13,991	\$16,316	\$16,316	\$16,316	\$27,988	\$27,988	\$0
5127 - MOBILE DEVICE MANAGEMENT-INTER	\$104	\$47	\$47	\$49	\$0	\$0	\$0
5128 - INTERNAL SHREDDING CHARGES	\$1,190	\$1,056	\$1,139	\$1,139	\$1,056	\$1,056	\$0
5129 - INTERNAL COPY CHARGES (NON-IS)	\$5,469	\$6,000	\$6,000	\$5,863	\$6,500	\$6,500	\$0
5152 - WORKERS COMPENSATION	\$17,648	\$15,277	\$15,277	\$15,277	\$30,522	\$30,522	\$0
5155 - PUBLIC LIABILITY INSURANCE	\$27,461	\$23,107	\$23,107	\$23,107	\$56,750	\$56,750	\$0

COUNTY OF INYO

BUD002A - BUDGET REQUESTS

RUNDATE: 06/30/2023 TODAY'S DATE: 08/31/2023

FOR FISCAL YEARS: 07/01/2021 - 06/30/24

	YTD ACTUALS 06/30/2022	BOARD APPROVED 06/30/2023	WORKING BUDGET 06/30/2023	YTD ACTUALS 06/30/2023	DEPT REQUESTED 06/30/2024	CAO RECOMM 06/30/2024	BOARD APPROVED 06/30/2024
5315 - COUNTY COST PLAN	\$294,894	\$247,647	\$247,647	\$247,647	\$514,916	\$514,916	\$0
5333 - MOTOR POOL	\$16,413	\$20,000	\$20,000	\$28,164	\$20,000	\$20,000	\$0
INTERNAL CHARGES	\$414,697	\$372,080	\$372,080	\$386,403	\$700,362	\$700,362	\$0
5501 - SUPPORT & CARE OF PERSONS	\$6,535	\$60,000	\$60,000	\$23,937	\$60,000	\$60,000	\$0
5539 - OTHER AGENCY CONTRIBUTIONS	\$0	\$37,000	\$37,000	\$0	\$37,000	\$37,000	\$0
OTHER CHARGES	\$6,535	\$97,000	\$97,000	\$23,937	\$97,000	\$97,000	\$0
5801 - OPERATING TRANSFERS OUT	\$0	\$100,000	\$100,000	\$0	\$0	\$264,354	\$0
OTHER FINANCING USES	\$0	\$100,000	\$100,000	\$0	\$0	\$264,354	\$0
TOTAL EXPENSES:	\$2,080,595	\$3,546,463	\$3,635,188	\$2,673,559	\$5,537,222	\$5,537,222	\$0
BUDGET UNIT: 045100 HEALTH - GENERAL	(\$339,814)	(\$336,757)	(\$365,482)	(\$573,754)	(\$336,757)	(\$336,757)	\$0

CA HOME VISITING PROGRAMC

613595

DEPARTMENTAL FUNCTIONS

The Home Visiting program receives funding from the California Department of Public Health, California Home Visiting Program (CHVP) to increase the number of families participating in an evidence-based home visiting model. The program includes the following goals: Provide leadership and structure for implementation of CHVP in the LHJ; Integrate the home visiting program into the local early childhood system; Collect, enter, and report on all required participant data; Develop the infrastructure for a home visiting program (Planning Activities); Provide relief and support with rebuilding and stabilizing the staff and families served by Local MCAH home visiting programs including CHVP Innovation Projects through enhanced training, technology, staff costs, and emergency supplies (Special Support Activities).

MAJOR ACCOMPLISHMENTS IN FISCAL YEAR 2022-2023

- Prior to receipt of additional funding to expand Home Visiting, the small You & Me Under Three - Home Visiting Program in FIRST 5 provided nine families with home visiting services, increasing knowledge of early development and health of children. Received 21 referrals from high-risk families experiencing two or more risk factors that have children ages zero to three. The top three reasons for referral were low income, parent with a mental health disorder, or substance use disorder.

GOALS FOR FISCAL YEAR 2023-2024

- Recruit a Home Visiting Supervisor and train all staff in Parents as Teachers, an evidence-based home visiting model.
- Promote children's optimal healthy development by improving parent's knowledge of child development and access to services through home visiting and developmental screenings and referrals.
- Identify opportunities to partner and expand home visiting so every child born in Inyo County receives care.

DEPARTMENTAL BUDGET REQUEST FOR FISCAL YEAR 2023-2024

The Department's Fiscal Year 2023-2024 Requested Budget represents an overall increase of \$295,070 in expenditures, and an increase of \$295,070 in revenues, when compared to the Fiscal Year 2022-2023 Board Approved Budget. As a result, the Requested Net County Cost is increased by \$0.

Personnel Costs increased by \$197,463 compared to the Fiscal Year 2022-2023 Board Approved Budget, due to this being a new grant.

Revenues

4498 (STATE GRANTS) increased by \$295,070: This is a new grant that begins July 1, 2023.

Personnel

The Department's Requested Budget represents an increase in the number of fulltime equivalent (FTE) positions that are supported by this budget.

This is a new grant. See major policy consideration being requested and HHS Shift table for personnel spreads between the 23 budgets.

Services & Supplies

5122 (CELL PHONES) increased by \$1,470: This is a new grant that begins July 1, 2023; **5232** (OFFICE & OTHER EQUIP < \$5,000) increased by \$5,800: This is a new grant that begins July 1, 2023; **5263** (ADVERTISING) increased by \$5,000: This is a new grant that begins July 1, 2023; **5265** (PROFESSIONAL & SPECIAL SERVICE) increased by \$5,386: This is a new grant that begins July 1, 2023; **5291** (OFFICE, SPACE & SITE RENTAL) increased by \$4,701: This is a new grant that begins July 1, 2023; **5311** (GENERAL OPERATING EXPENSE) increased by \$34,000: This is a new grant that begins July 1, 2023; **5331** (TRAVEL EXPENSE) increased by \$14,250: This is a new grant that begins July 1, 2023; **5351** (UTILITIES) increased by \$1,000: This is a new grant that begins July 1, 2023.

Support & Care of Persons

(There are no changes in this object category from the previous fiscal year.)

Fixed Assets

(There are no changes in this object category from the previous fiscal year.)

FISCAL YEAR 2023-2024 REDUCTION IMPACTS TO BASE BUDGET

None.

FISCAL YEAR 2023-2024 STATE/FEDERAL FUNDING SUMMARY

Ongoing State funding that has recently been made available to all counties in California who choose to opt in to support on-going home visiting program activities.

FISCAL YEAR 2023-2024 REGULATORY COMPLIANCE SUMMARY

Pursuant to Health and Safety Code Section 123255, the State may maintain this program in each county and in order for a county to be considered for its designated allocation, an annual Board-approved plan must be submitted.

MAJOR POLICY CONSIDERATIONS BEING REQUESTED

The Department recommends adding one full time Home Visiting Supervisor at Range 70 to oversee the expansion of the home visiting program and to provide direct supervision to home visiting staff.

The Department recommends reclassifying one BPAR Prevention Specialist in the Public Health and Prevention Division to a full time Prevention Specialist I-III that will be partially funded in the Home Visiting budget and will continue to be partially funded in the SUD budget.

COUNTY OF INYO

BUD002A - BUDGET REQUESTS

RUNDATE: 06/30/2023 TODAY'S DATE: 08/31/2023

FOR FISCAL YEARS: 07/01/2021 - 06/30/24

	YTD ACTUALS 06/30/2022	BOARD APPROVED 06/30/2023	WORKING BUDGET 06/30/2023	YTD ACTUALS 06/30/2023	DEPT REQUESTED 06/30/2024	CAO RECOMM 06/30/2024	BOARD APPROVED 06/30/2024
BUDGET UNIT: 613595 CA HOME VISTING PROGRAMC							
FUND: 6232 CA HOME VISTING PROGRAM							
REVENUES:							
4498 - STATE GRANTS	\$0	\$0	\$0	\$0	\$295,070	\$295,070	\$0
AID FROM OTHER GOVT AGENCIES	\$0	\$0	\$0	\$0	\$295,070	\$295,070	\$0
TOTAL REVENUES:	\$0	\$0	\$0	\$0	\$295,070	\$295,070	\$0
EXPENSES:							
5001 - SALARIED EMPLOYEES	\$0	\$0	\$0	\$388	\$137,309	\$137,309	\$0
5021 - RETIREMENT & SOCIAL SECURITY	\$0	\$0	\$0	\$31	\$10,827	\$10,827	\$0
5022 - PERS RETIREMENT	\$0	\$0	\$0	\$0	\$17,698	\$17,698	\$0
5031 - MEDICAL INSURANCE	\$0	\$0	\$0	\$0	\$27,469	\$27,469	\$0
5032 - DISABILITY INSURANCE	\$0	\$0	\$0	\$2	\$1,264	\$1,264	\$0
5043 - OTHER BENEFITS	\$0	\$0	\$0	\$26	\$2,896	\$2,896	\$0
SALARIES & BENEFITS	\$0	\$0	\$0	\$448	\$197,463	\$197,463	\$0
5122 - CELL PHONES	\$0	\$0	\$0	\$0	\$1,470	\$1,470	\$0
5232 - OFFICE & OTHER EQUIP < \$5,000	\$0	\$0	\$0	\$0	\$5,800	\$5,800	\$0
5263 - ADVERTISING	\$0	\$0	\$0	\$0	\$5,000	\$5,000	\$0
5265 - PROFESSIONAL & SPECIAL SERVICE	\$0	\$0	\$0	\$0	\$5,386	\$5,386	\$0
5291 - OFFICE, SPACE & SITE RENTAL	\$0	\$0	\$0	\$0	\$4,701	\$4,701	\$0
5311 - GENERAL OPERATING EXPENSE	\$0	\$0	\$0	\$0	\$34,000	\$34,000	\$0
5331 - TRAVEL EXPENSE	\$0	\$0	\$0	\$0	\$14,250	\$14,250	\$0
5351 - UTILITIES	\$0	\$0	\$0	\$0	\$1,000	\$1,000	\$0
SERVICES & SUPPLIES	\$0	\$0	\$0	\$0	\$71,607	\$71,607	\$0
5121 - INTERNAL CHARGES	\$0	\$0	\$0	\$0	\$10,000	\$10,000	\$0
5129 - INTERNAL COPY CHARGES (NON-IS)	\$0	\$0	\$0	\$0	\$1,000	\$1,000	\$0
5333 - MOTOR POOL	\$0	\$0	\$0	\$0	\$15,000	\$15,000	\$0
INTERNAL CHARGES	\$0	\$0	\$0	\$0	\$26,000	\$26,000	\$0
TOTAL EXPENSES:	\$0	\$0	\$0	\$448	\$295,070	\$295,070	\$0
BUDGET UNIT: 613595 CA HOME VISTING PROGRAMC	\$0	\$0	\$0	(\$448)	\$0	\$0	\$0

COUNTY OF INYO

BUD002A - BUDGET REQUESTS

RUNDATE: 06/30/2023 TODAY'S DATE: 08/31/2023

FOR FISCAL YEARS: 07/01/2021 - 06/30/24

	YTD ACTUALS 06/30/2022	BOARD APPROVED 06/30/2023	WORKING BUDGET 06/30/2023	YTD ACTUALS 06/30/2023	DEPT REQUESTED 06/30/2024	CAO RECOMM 06/30/2024	BOARD APPROVED 06/30/2024
BUDGET UNIT: 505112 CalAIM-PATH JUSTICE INVOLVED							
FUND: 5515 CalAIM-PATH JUSTICE INVOLVED							
REVENUES:							
4499 - STATE OTHER	\$0	\$0	\$0	\$100,000	\$0	\$0	\$0
AID FROM OTHER GOVT AGENCIES	\$0	\$0	\$0	\$100,000	\$0	\$0	\$0
TOTAL REVENUES:	<u>\$0</u>	<u>\$0</u>	<u>\$0</u>	<u>\$100,000</u>	<u>\$0</u>	<u>\$0</u>	<u>\$0</u>
EXPENSES:							
5801 - OPERATING TRANSFERS OUT	\$0	\$0	\$0	\$27,815	\$0	\$73,468	\$0
OTHER FINANCING USES	\$0	\$0	\$0	\$27,815	\$0	\$73,468	\$0
TOTAL EXPENSES:	<u>\$0</u>	<u>\$0</u>	<u>\$0</u>	<u>\$27,815</u>	<u>\$0</u>	<u>\$73,468</u>	<u>\$0</u>
BUDGET UNIT: 505112 CalAIM-PATH JUSTICE INVOLVED	\$0	\$0	\$0	\$72,184	\$0	(\$73,468)	\$0

CALIFORNIA CHILD SERVICE-ADMIN 045501

DEPARTMENTAL FUNCTIONS

The CCS Administration provides case management and administrative support to assure that appropriate medical care is available for children with serious and complicated health problems and disabilities. Case enrollment services focus on obtaining the appropriate financial information and medical evaluation to establish client eligibility. A family participating in the CCS Program is assisted with understanding, organizing, and prioritizing the needs and care of the child. CCS case management services include securing medical appointments with medical specialists practicing outside of Inyo County by requesting authorization for specialized medical evaluation and care. As needed, families are assisted with transportation and lodging to benefit from the authorized medical care that is exclusively located outside of Inyo County.

MAJOR ACCOMPLISHMENTS IN FISCAL YEAR 2022-2023

- As part of pandemic recovery efforts, previously redirected CCS staff worked diligently to rebuild community and client relationships to ensure availability of services and support within the CCS program. CCS staff facilitated medical authorizations to medical providers, allowing children to access specific diagnostic and treatment services paid through the CCS program. There were 36 new referrals for CCS during the first three quarters of FY 22/23. Of these, 18 children were determined to be eligible for CCS, bringing the total caseload to 121 children.
- CCS staff received 199 electronic service authorization requests from providers during the Fiscal Year 2022-2023. Of the 199 electronic service Authorization Requests that were received, 112 were approved, 79 were denied or rejected, and 8 are pending review from the state.
- CCS provides travel assistance for clients authorized for medical appointments outside of Inyo County. Travel and Maintenance Assistance is a State mandated benefit which is reviewed regularly to ensure clients have the resources needed for out of county travel. All Public Health staff in the CCS program work diligently to ensure that needy families receive transportation assistance, including coordination with Medi-Cal Managed Care transportation assistance programs, or through other programs and agencies. When no other travel assistance is available, the CCS program offers financial assistance to help offset the cost of travel for out-of-county appointments
- Transitioning children from specialty pediatric providers as they enter adulthood can be a difficult process for families. The CCS case manager focuses on making regular contact with families with a teenager in CCS to support the transition over a five-year term with a goal of total care transfer before the child "ages out" of CCS services.

GOALS FOR FISCAL YEAR 2023-2024

- Maintain CCS case management services and seek opportunities to coordinate with other programs, including Maternal Child and Adolescent Health (MCAH), Child Protective Services (CPS), First 5 Inyo County, and Women, Infants and Children (WIC), to ensure a continuum of care and support for families of CCS-eligible children.
- Continue to collaborate with medical providers and other agencies that provide services to the target population to ensure that client medical needs are met.

- Ensure coordination and effective links to Medi-Cal Managed Care plans to increase insurance coverage and transportation to medical appointments for families and children. Monitor opportunities to leverage CalAIM funding and services for children and youth with special health care needs.

DEPARTMENTAL BUDGET REQUEST FOR FISCAL YEAR 2023-2024

The Department's Fiscal Year 2023-2024 Requested Budget represents an overall increase of \$9,967 in expenditures, and an increase of \$9,967 in revenues, when compared to the Fiscal Year 2022-2023 Board Approved Budget. As a result, the Requested Net County Cost is increased by \$0.

Personnel Costs increased by \$11,031 compared to the Fiscal Year 2022-2023 Board Approved Budget, due to requesting staff changes, negotiated COLA and health insurance increases.

Revenues

4411 (STATE MOTOR VEHICLE IN LIEU TX) decreased by \$17,171: Using Sales Tax Realignment; **4420** (SOCIAL SERVICE REALIGNMENT) increased by \$12,091: Required match to Federal funds; **4498** (STATE GRANTS) increased by \$15,047: Projected increase in state allocation from DHCS.

Personnel

The Department's Requested Budget represents no change in the number of fulltime equivalent (FTE) positions that are supported by this budget.

See major policy considerations for staff requests. See HHS Personnel Shift Table.

Services & Supplies

5265 (PROFESSIONAL & SPECIAL SERVICE) decreased by \$12: Reduced Zoom and timecard software costs; **5291** (OFFICE, SPACE & SITE RENTAL) increased by \$67: Projected expenditures based on estimated Bishop consolidated building; **5351** (UTILITIES) decreased by \$100: Projected expenditures based on FY22-23 amounts.

Support & Care of Persons

(There are no changes in this object category from the previous fiscal year.)

Fixed Assets

(There are no changes in this object category from the previous fiscal year.)

FISCAL YEAR 2023-2024 REDUCTION IMPACTS TO BASE BUDGET

None

FISCAL YEAR 2023-2024 STATE/FEDERAL FUNDING SUMMARY

The State allocation is driven by caseload numbers and the child's health insurance status. A new allocation methodology has been introduced for FY 2023-24

FISCAL YEAR 2023-2024 REGULATORY COMPLIANCE SUMMARY

Counties are mandated to provide CCS through either their Public Health or Social Services programs (Health and Safety Code Section 123850).

MAJOR POLICY CONSIDERATIONS BEING REQUESTED

The Department recommends reclassifying the HHS Specialist I-IV career ladder series in order to better align duties and to improve recruitments, as follows: delete the HHS Specialist I classification, as this classification is no longer used in favor of the Peer Support Specialist and Parent Partner classifications; reclassify the HHS Specialist II to HHS Specialist (no career-ladder); reclassify the HHS Specialist III at Range 57 and HHS Specialist IV at Range 60 to Case Manager I at Range 60 and Case manager II at Range 63. The Department uses HHS Specialist III/IV positions for case management and on-call crisis response support in several programs and has experienced significant challenges in recruiting qualified applicants for these positions. The proposed reclassification will allow the department to advertise a more specific job description for the more specialized positions and will allow the salaries to be more appropriately aligned to the Rehabilitation Specialist and Prevention Specialist classifications.

COUNTY OF INYO

BUD002A - BUDGET REQUESTS

RUNDATE: 06/30/2023 TODAY'S DATE: 08/31/2023

FOR FISCAL YEARS: 07/01/2021 - 06/30/24

	YTD ACTUALS 06/30/2022	BOARD APPROVED 06/30/2023	WORKING BUDGET 06/30/2023	YTD ACTUALS 06/30/2023	DEPT REQUESTED 06/30/2024	CAO RECOMM 06/30/2024	BOARD APPROVED 06/30/2024
BUDGET UNIT: 045501 CALIFORNIA CHILD SERVICE-ADMIN							
FUND: 0001 GENERAL FUND							
REVENUES:							
4411 - STATE MOTOR VEHICLE IN LIEU TX	\$0	\$17,171	\$17,171	\$0	\$0	\$0	\$0
4420 - SOCIAL SERVICE REALIGNMENT	\$11,051	\$0	\$0	\$5,477	\$12,091	\$12,091	\$0
4498 - STATE GRANTS	\$90,533	\$93,449	\$93,449	\$86,138	\$108,496	\$108,496	\$0
4499 - STATE OTHER	\$69,000	\$0	\$0	\$0	\$0	\$0	\$0
AID FROM OTHER GOVT AGENCIES	\$170,584	\$110,620	\$110,620	\$91,615	\$120,587	\$120,587	\$0
TOTAL REVENUES:	\$170,584	\$110,620	\$110,620	\$91,615	\$120,587	\$120,587	\$0
EXPENSES:							
5001 - SALARIED EMPLOYEES	\$48,176	\$53,667	\$53,667	\$46,699	\$59,100	\$59,100	\$0
5003 - OVERTIME	\$0	\$0	\$0	\$49	\$0	\$0	\$0
5021 - RETIREMENT & SOCIAL SECURITY	\$3,403	\$4,154	\$4,154	\$3,361	\$4,582	\$4,582	\$0
5022 - PERS RETIREMENT	\$4,545	\$5,225	\$5,225	\$4,546	\$6,220	\$6,220	\$0
5024 - RETIREMENT-UNFUNDED LIAB	\$9,249	\$10,432	\$10,432	\$10,432	\$11,005	\$11,005	\$0
5031 - MEDICAL INSURANCE	\$18,277	\$21,300	\$20,790	\$16,654	\$24,741	\$24,741	\$0
5032 - DISABILITY INSURANCE	\$501	\$593	\$593	\$412	\$536	\$536	\$0
5043 - OTHER BENEFITS	\$160	\$0	\$510	\$516	\$218	\$218	\$0
SALARIES & BENEFITS	\$84,313	\$95,371	\$95,371	\$82,672	\$106,402	\$106,402	\$0
5265 - PROFESSIONAL & SPECIAL SERVICE	\$69,171	\$179	\$179	\$130	\$167	\$167	\$0
5291 - OFFICE, SPACE & SITE RENTAL	\$1,964	\$1,792	\$1,792	\$1,382	\$1,859	\$1,859	\$0
5311 - GENERAL OPERATING EXPENSE	\$101	\$200	\$200	\$183	\$200	\$200	\$0
5326 - LATE FEES & FINANCE CHARGES	\$59	\$0	\$0	\$0	\$0	\$0	\$0
5351 - UTILITIES	\$21	\$200	\$200	\$6	\$100	\$100	\$0
SERVICES & SUPPLIES	\$71,316	\$2,371	\$2,371	\$1,702	\$2,326	\$2,326	\$0
5121 - INTERNAL CHARGES	\$1,658	\$2,908	\$2,908	\$2,020	\$2,000	\$2,000	\$0
5129 - INTERNAL COPY CHARGES (NON-IS)	\$11	\$100	\$100	\$17	\$50	\$50	\$0
5152 - WORKERS COMPENSATION	\$590	\$912	\$912	\$912	\$788	\$788	\$0
5155 - PUBLIC LIABILITY INSURANCE	\$918	\$1,458	\$1,458	\$1,458	\$1,521	\$1,521	\$0
5315 - COUNTY COST PLAN	\$11,817	\$0	\$0	\$0	\$0	\$0	\$0
INTERNAL CHARGES	\$14,994	\$5,378	\$5,378	\$4,408	\$4,359	\$4,359	\$0

COUNTY OF INYO

BUD002A - BUDGET REQUESTS

RUNDATE: 06/30/2023 TODAY'S DATE: 08/31/2023

FOR FISCAL YEARS: 07/01/2021 - 06/30/24

	YTD ACTUALS 06/30/2022	BOARD APPROVED 06/30/2023	WORKING BUDGET 06/30/2023	YTD ACTUALS 06/30/2023	DEPT REQUESTED 06/30/2024	CAO RECOMM 06/30/2024	BOARD APPROVED 06/30/2024
5501 - SUPPORT & CARE OF PERSONS	\$1,130	\$7,500	\$7,500	\$957	\$7,500	\$7,500	\$0
OTHER CHARGES	\$1,130	\$7,500	\$7,500	\$957	\$7,500	\$7,500	\$0
TOTAL EXPENSES:	<u>\$171,755</u>	<u>\$110,620</u>	<u>\$110,620</u>	<u>\$89,740</u>	<u>\$120,587</u>	<u>\$120,587</u>	<u>\$0</u>
BUDGET UNIT: 045501 CALIFORNIA CHILD SERVICE-ADMIN	(\$1,171)	\$0	\$0	\$1,874	\$0	\$0	\$0

CALIFORNIA CHILDREN SERVICE

045500

DEPARTMENTAL FUNCTIONS

CCS Medical Therapy Program (MTP) is based on the premise that all children should have adequate medical care to prevent disabilities and that each County must assist in providing for that care according to California Code of Regulations and the US Title 20, "Individuals with Disabilities Education Act." Services are available to children with serious access and functional needs, without regard to financial eligibility if their educational or physical development would be impeded without services. This portion of the CCS program provides direct treatment for the child with needs specific to physical and occupational therapy, and special equipment such as braces, walkers, wheelchairs, lifts, beds, and therapeutic equipment for personal use. Ongoing provision of Medical Therapy Conference (MTC) services requires nurse case management of referrals, obtaining medical histories and appropriate tests, coordinating appointments, and facilitating follow up authorization for medical care and services. Local MTC brings the services to our community and schools, in accordance with the interagency agreement between the California State Department of Health Services and the California Office of Education.

MAJOR ACCOMPLISHMENTS IN FISCAL YEAR 2022-2023

- Medical Therapy Conference (MTC): The CCS staff worked with Mono County CCS staff to coordinate and co-facilitated two MTCs during FY 2022/23. The MTC brings a variety of pediatric specialists to the Eastern Sierra, allowing families to access services for their children without traveling outside of the area. Medical providers from the Children's Hospital of Los Angeles and Los Angeles CCS Medical Therapy Unit attend the clinic. The MTC team included a pediatrician, orthopedic surgeon, physical and occupational therapists, a registered dietitian, durable medical equipment provider and licensed prosthetist. Fourteen children from Inyo County participated in the MTCs this year.
- Post MTC Referrals and Care: Following each MTC, Inyo County CCS staff work diligently to ensure all follow up appointments and referrals are coordinated in a timely manner. During the 2022-23 fiscal year, outcomes for clients participating in the MTC included referrals to appropriate specialists and/or recommendations for additional testing, re-fitting of braces and orthotics to ensure proper fit as the children grow, custom fitting of wheelchairs, and referrals to physical therapy and/or occupational therapy.
- Medical Therapy Program (MTP) Case Management: Ongoing case management includes coordinating audiology services and oral/motor assessments for speech therapy for children from newborn to eighteen years of age with Special Education and staff of the Inyo County Superintendent of Schools. Without these services, special needs children in Inyo County would have limited opportunities for appropriate education support within the school.

GOALS FOR FISCAL YEAR 2023-2024

- Continue reviewing MTC procedures to identify a more effective model, in collaboration with MTC providers and the Mono County CCS program.
- Identify a new CCS paneled prosthetist to attend the MTC, as the current provider who has serviced our children for more than a decade will be retiring.
- Maintain collaboration with other county services and outside agencies that provide services to MTP clients to ensure that children who need special equipment and/or therapy continue to receive services in an efficient and effective manner.

DEPARTMENTAL BUDGET REQUEST FOR FISCAL YEAR 2023-2024

The Department's Fiscal Year 2023-2024 Requested Budget represents an overall increase of \$10,775 in expenditures, and an increase of \$10,775 in revenues, when compared to the Fiscal Year 2022-2023 Board Approved Budget. As a result, the Requested Net County Cost is increased by \$0.

Personnel Costs increased by \$1,243 compared to the Fiscal Year 2022-2023 Board Approved Budget, due to negotiated COLA and health insurance increases.

Revenues

4420 (SOCIAL SERVICE REALIGNMENT) increased by \$4,789: Required match to State allocation; **4498** (STATE GRANTS) increased by \$5,986: Increase in nurse cost. Project that State allocation will cover these expenses.

Personnel

The Department's Requested Budget represents no change in the number of fulltime equivalent (FTE) positions that are supported by this budget.

See HHS Personnel Shift table.

Services & Supplies

5265 (PROFESSIONAL & SPECIAL SERVICE) increased by \$9,303: Increase in CCS services, based on FY22-23 state allocation.

Support & Care of Persons

(There are no changes in this object category from the previous fiscal year.)

Fixed Assets

(There are no changes in this object category from the previous fiscal year.)

FISCAL YEAR 2023-2024 REDUCTION IMPACTS TO BASE BUDGET

None.

FISCAL YEAR 2023-2024 STATE/FEDERAL FUNDING SUMMARY

CCS remains a program that is carved out of the Medi-Cal expansion in California, but will be reorganized under CalAIM in future years.

FISCAL YEAR 2023-2024 REGULATORY COMPLIANCE SUMMARY

Counties are mandated to provide CCS through either their public health or social services programs (Health and Safety Code Section 123850).

MAJOR POLICY CONSIDERATIONS BEING REQUESTED

None.

COUNTY OF INYO

BUD002A - BUDGET REQUESTS

RUNDATE: 06/30/2023 TODAY'S DATE: 08/31/2023

FOR FISCAL YEARS: 07/01/2021 - 06/30/24

	YTD ACTUALS 06/30/2022	BOARD APPROVED 06/30/2023	WORKING BUDGET 06/30/2023	YTD ACTUALS 06/30/2023	DEPT REQUESTED 06/30/2024	CAO RECOMM 06/30/2024	BOARD APPROVED 06/30/2024
BUDGET UNIT: 045500 CALIFORNIA CHILDREN SERVICE							
FUND: 0001 GENERAL FUND							
REVENUES:							
4420 - SOCIAL SERVICE REALIGNMENT	\$0	\$9,655	\$9,655	\$0	\$14,444	\$14,444	\$0
4498 - STATE GRANTS	\$11,717	\$13,203	\$13,203	\$11,628	\$19,189	\$19,189	\$0
AID FROM OTHER GOVT AGENCIES	\$11,717	\$22,858	\$22,858	\$11,628	\$33,633	\$33,633	\$0
TOTAL REVENUES:	\$11,717	\$22,858	\$22,858	\$11,628	\$33,633	\$33,633	\$0
EXPENSES:							
5001 - SALARIED EMPLOYEES	\$7,492	\$8,134	\$8,134	\$8,139	\$8,910	\$8,910	\$0
5021 - RETIREMENT & SOCIAL SECURITY	\$565	\$630	\$630	\$610	\$689	\$689	\$0
5022 - PERS RETIREMENT	\$686	\$745	\$745	\$717	\$884	\$884	\$0
5024 - RETIREMENT-UNFUNDED LIAB	\$1,778	\$2,006	\$2,006	\$2,006	\$2,116	\$2,116	\$0
5031 - MEDICAL INSURANCE	\$968	\$998	\$998	\$1,011	\$1,166	\$1,166	\$0
5032 - DISABILITY INSURANCE	\$83	\$90	\$90	\$73	\$81	\$81	\$0
SALARIES & BENEFITS	\$11,574	\$12,603	\$12,603	\$12,559	\$13,846	\$13,846	\$0
5265 - PROFESSIONAL & SPECIAL SERVICE	\$0	\$9,886	\$9,886	\$0	\$19,189	\$19,189	\$0
SERVICES & SUPPLIES	\$0	\$9,886	\$9,886	\$0	\$19,189	\$19,189	\$0
5152 - WORKERS COMPENSATION	\$41	\$142	\$142	\$142	\$204	\$204	\$0
5155 - PUBLIC LIABILITY INSURANCE	\$63	\$227	\$227	\$227	\$394	\$394	\$0
INTERNAL CHARGES	\$104	\$369	\$369	\$369	\$598	\$598	\$0
TOTAL EXPENSES:	\$11,678	\$22,858	\$22,858	\$12,928	\$33,633	\$33,633	\$0
BUDGET UNIT: 045500 CALIFORNIA CHILDREN SERVICE	\$38	\$0	\$0	(\$1,300)	\$0	\$0	\$0

CBCAP 642515

DEPARTMENTAL FUNCTIONS

This program is funded by the Office of Child Abuse Prevention within the California Department of Social Services. The program targets high-risk children and families in low-income communities, and provides home visiting, transportation, and linkages to health care and other resources. These funds are expended exclusively in the communities of Tecopa, Shoshone and Furnace Creek. Health and Human Services staff based in Tecopa serve as client liaisons to other Health and Human Services as well as to services provided by other community-based nonprofit organizations.

MAJOR ACCOMPLISHMENTS IN FISCAL YEAR 2022-2023

- Assisted approximately one hundred and twenty-five (125) families and individuals in Southeast Inyo in applying for public assistance programs such as Medi-Cal, CalFresh and CalWORKs, including outreach and assistance in submission of application and required documentation. Assisted individuals that needed to connect with the Employment Development Department to apply for benefits. Outreach and parent education support was provided to families to ensure the children in these families had timely and needed access to food and medical services, thus reducing the risk for neglect and additional, more costly interventions.
- Continued to conduct outreach for child abuse prevention as referred, ensuring the community is aware of the signs of suspected child abuse and ways to help families in their communities. Distributed flyers/brochures, newsletters, and other programmatic and educational materials to approximately 570 individuals/families. The areas reached included Chicago Valley, Tecopa, Charleston View, Death Valley National Park vicinity and the Death Valley Timbisha Shoshone Tribe. Information included but was not limited to Positive Parenting Programs, social engagement projects and other supportive services and assistance that were offered and available to the geographically isolated families and individuals in the Southeast Inyo area.
- Continued use of alternative outreach modalities established during the pandemic in coordination with in-person outreach which has expanded the number of people contacted. Through coordination with the schools and the National Park Service, outreach materials and information was distributed to not only our local communities, but we were able to reach many families in the broader communities, including Death Valley.
- Provided disaster preparedness efforts and continued coordination with the Tecopa Fire Department, Emergency Medical Services and the American Red Cross for the families and individuals in the area. Provided Triple P parenting education support on an individualized and group basis to isolated families. Co-hosted seven (7) one-on-one in person parenting sessions, seven (7) zoom parenting sessions and one (1) one-on-one phone parenting session.

GOALS FOR FISCAL YEAR 2023-2024

- Continue disaster preparedness efforts and develop contingency plans in the event that the community is isolated by a disaster, including continuing to host the community potluck event that supports the community's maintenance of a food bank that ensures families have adequate access to food in the event of a crisis or other emergency.
- Continue outreach to high-risk children and families to provide information and resources to strengthen the families' abilities to prevent child abuse or out of home placement, drug and alcohol abuse, domestic violence, as well as addressing mental health issues.

- Provide Triple P Parenting classes to families as a community-based group, or individualized, as needed to enhance the support provided to families in Southern Inyo.
- Coordinate quarterly meetings of the Southeastern Inyo Coalition with HHS Department and County leadership in attendance.

DEPARTMENTAL BUDGET REQUEST FOR FISCAL YEAR 2023-2024

The Department's Fiscal Year 2023-2024 Requested Budget represents an overall increase of \$13,625 in expenditures, and an increase of \$797 in revenues, when compared to the Fiscal Year 2022-2023 Board Approved Budget. As a result, the Requested Net County Cost is increased by \$12,828.

Increase in expenditures due to ARPA money we received and is deposited in a trust but will be moved when contract is in place. Also using a small amount of fund balance.

Personnel Costs increased by \$16,013 compared to the Fiscal Year 2022-2023 Board Approved Budget, due to staff percent changes, projected COLA and health insurance increases.

Revenues

4498 (STATE GRANTS) increased by \$797: State allocation increased in FY22-23, we are using this allocation as a basis for FY23-24.

Personnel

The Department's Requested Budget represents an increase in the number of fulltime equivalent (FTE) positions that are supported by this budget.

Minimal staff percent changes to spend the full allocation. See HHS shift table.

Services & Supplies

5265 (PROFESSIONAL & SPECIAL SERVICE) increased by \$3,572: Using full ARPA allocation for a contractor.

Support & Care of Persons

(There are no changes in this object category from the previous fiscal year.)

Fixed Assets

(There are no changes in this object category from the previous fiscal year.)

FISCAL YEAR 2023-2024 REDUCTION IMPACTS TO BASE BUDGET

None

FISCAL YEAR 2023-2024 STATE/FEDERAL FUNDING SUMMARY

This is federal funding that has not experienced any decreases in recent fiscal years.

FISCAL YEAR 2023-2024 REGULATORY COMPLIANCE SUMMARY

This is not a mandated program and the small allocation has allowed us to augment two full-time positions based in the Tecopa community. These two positions are made whole by braiding CBCAP with funding from ESAAA, Social Services, Tobacco Control Program, Substance Use Disorder services, and Mental Health.

MAJOR POLICY CONSIDERATIONS BEING REQUESTED

None

COUNTY OF INYO

BUD002A - BUDGET REQUESTS

RUNDATE: 06/30/2023 TODAY'S DATE: 08/31/2023

FOR FISCAL YEARS: 07/01/2021 - 06/30/24

	YTD ACTUALS 06/30/2022	BOARD APPROVED 06/30/2023	WORKING BUDGET 06/30/2023	YTD ACTUALS 06/30/2023	DEPT REQUESTED 06/30/2024	CAO RECOMM 06/30/2024	BOARD APPROVED 06/30/2024
BUDGET UNIT: 642515 CBCAP							
FUND: 6840 CBCAP							
REVENUES:							
4301 - INTEREST FROM TREASURY	(\$12)	\$0	\$19	\$67	\$0	\$0	\$0
REV USE OF MONEY & PROPERTY	(\$12)	\$0	\$19	\$67	\$0	\$0	\$0
4498 - STATE GRANTS	\$27,382	\$27,382	\$27,372	\$28,179	\$28,179	\$28,179	\$0
4499 - STATE OTHER	\$0	\$53,572	\$53,563	\$0	\$53,572	\$53,572	\$0
AID FROM OTHER GOVT AGENCIES	\$27,382	\$80,954	\$80,935	\$28,179	\$81,751	\$81,751	\$0
4998 - OPERATING TRANSFERS IN	\$0	\$0	\$0	\$0	\$0	\$53,572	\$0
OTHER FINANCING SOURCES	\$0	\$0	\$0	\$0	\$0	\$53,572	\$0
TOTAL REVENUES:	\$27,369	\$80,954	\$80,954	\$28,246	\$81,751	\$135,323	\$0
EXPENSES:							
5001 - SALARIED EMPLOYEES	\$11,311	\$8,244	\$8,244	\$8,282	\$20,219	\$20,219	\$0
5021 - RETIREMENT & SOCIAL SECURITY	\$867	\$639	\$639	\$611	\$1,562	\$1,562	\$0
5022 - PERS RETIREMENT	\$1,039	\$755	\$755	\$758	\$2,007	\$2,007	\$0
5024 - RETIREMENT-UNFUNDED LIAB	\$3,321	\$3,746	\$3,746	\$3,746	\$3,952	\$3,952	\$0
5031 - MEDICAL INSURANCE	\$1,200	\$912	\$912	\$968	\$2,478	\$2,478	\$0
5032 - DISABILITY INSURANCE	\$126	\$92	\$92	\$75	\$183	\$183	\$0
SALARIES & BENEFITS	\$17,866	\$14,388	\$14,388	\$14,443	\$30,401	\$30,401	\$0
5265 - PROFESSIONAL & SPECIAL SERVICE	\$0	\$50,000	\$50,000	\$0	\$53,572	\$53,572	\$0
SERVICES & SUPPLIES	\$0	\$50,000	\$50,000	\$0	\$53,572	\$53,572	\$0
5152 - WORKERS COMPENSATION	\$240	\$215	\$215	\$215	\$207	\$207	\$0
5155 - PUBLIC LIABILITY INSURANCE	\$374	\$344	\$344	\$344	\$399	\$399	\$0
5315 - COUNTY COST PLAN	\$3,189	\$0	\$0	\$0	\$0	\$0	\$0
5333 - MOTOR POOL	\$1,357	\$6,007	\$6,007	\$6,007	\$0	\$0	\$0
INTERNAL CHARGES	\$5,160	\$6,566	\$6,566	\$6,566	\$606	\$606	\$0
TOTAL EXPENSES:	\$23,027	\$70,954	\$70,954	\$21,009	\$84,579	\$84,579	\$0
BUDGET UNIT: 642515 CBCAP	\$4,341	\$10,000	\$10,000	\$7,237	(\$2,828)	\$50,744	\$0

CHILD HLTH AND DISABILITY PREV

045102

DEPARTMENTAL FUNCTIONS

This program provides local leadership in the identification of children's health needs and the development of countywide goals to promote Child Health and Disability Prevention (CHDP), facilitates access to care for the targeted population and provides health assessments for the early detection and prevention of disease and disabilities in children by helping to obtain needed diagnostic and treatment services. CHDP is California's version of the federal children's Medicaid requirement.

MAJOR ACCOMPLISHMENTS IN FISCAL YEAR 2022-2023

- As many case management functions transition to managed Medi-Cal plans, Inyo County Public Health has reduced CHDP activities commensurately. The California Department of Health Care Services is expected to provide clarification of allowable services and reporting requirements for the program.
- Public Health & Prevention staff continued to collaborate with local pediatricians and other partners to identify gaps in child obesity prevention and dental health services/education, and to identify ways to address the healthcare needs of low-income children throughout Inyo County. Staff working within the CHDP program assisted with referring qualifying families to Medi-Cal Managed care.
- A registered nurse within the Public Health team is funded to provide local provider outreach, community education, and case management to children with blood lead poisoning. Inyo County Public Health received one childhood lead poisoning report during FY 2022-23. The Lead Poisoning Registered Nurse collaborated with Inyo County Environmental Health, Southern Inyo Hospital, and California Department of Public Health to ensure the child received timely and appropriate assessment and treatment.
- A Public Health Nurse Case Manager within the social services division is partially funded under CHDP to meet a variety of case management and assessment needs. This position provides case management to ensure children in placement receive timely and appropriate medical and dental care. Due to vacancies and personnel redefining the job description, this position was not filled during FY 2022-23.

GOALS FOR FISCAL YEAR 2023-2024

- Enact modified plans for CHDP activities to ensure smooth transition when the program ends June 30, 2024. CHDP staff will continue to monitor the status of the DHCS CHDP transition and will assist local CHDP providers as changes occur.
- Continue to provide foster care nurse case management to ensure that the health needs of the children in placement and those children preparing to transition into independent living as adults are monitored and effectively addressed.

DEPARTMENTAL BUDGET REQUEST FOR FISCAL YEAR 2023-2024

The Department's Fiscal Year 2023-2024 Requested Budget represents an overall decrease of \$6 in expenditures, and a decrease of \$6 in revenues, when compared to the Fiscal Year 2022-2023 Board Approved Budget. As a result, the Requested Net County Cost is increased by \$0.

Personnel Costs increased by \$5,568 compared to the Fiscal Year 2022-2023 Board Approved Budget, due to 4% COLA and increase in health insurance.

Revenues

4498 (STATE GRANTS) decreased by \$6: This is the projected revenue from the State. Allocations have not been released but are typically stable.

Personnel

The Department's Requested Budget represents no change in the number of fulltime equivalent (FTE) positions that are supported by this budget.

See HHS Shift table for personnel spreads between the 23 budgets.

Services & Supplies

5265 (PROFESSIONAL & SPECIAL SERVICE) increased by \$37: Slight increase in Zoom and timecard software costs; **5291** (OFFICE, SPACE & SITE RENTAL) increased by \$454: Projected expenditures based on estimated Bishop consolidated building; **5311** (GENERAL OPERATING EXPENSE) decreased by \$5,380: Projected expenditures based on FY22-23 amounts; **5351** (UTILITIES) decreased by \$500: Projected expenditures based on FY22-23 amounts.

Support & Care of Persons

(There are no changes in this object category from the previous fiscal year.)

Fixed Assets

(There are no changes in this object category from the previous fiscal year.)

FISCAL YEAR 2023-2024 REDUCTION IMPACTS TO BASE BUDGET

For the past four fiscal years, the State's budget proposed elimination of CHDP case management funding and maintained the Foster Care Nurse case management. After negotiations with Counties, the CA Department of Health Services pushed the sunset date for the CHDP program to June 30, 2024. The Health and Human Services Department anticipated the end of the CHDP program and has already taken steps to minimize staff time in the budget. The Department continues to monitor this issue and will adjust service provision and budget costs accordingly.

FISCAL YEAR 2023-2024 STATE/FEDERAL FUNDING SUMMARY

This is Federal funding passed to the County through the State. The funding has historically been stable, but the State has indicated that portions of the CHDP program will not continue beyond June 30, 2024. Foster Care Nursing funds are expected to continue being allocated to Counties and will continue to be budgeted in the County CHDP budget in future years.

FISCAL YEAR 2023-2024 REGULATORY COMPLIANCE SUMMARY

Per Health and Safety Code Section 124040, the County shall establish a community CHDP program and may contract with public or private entities to provide the services. Regulations regarding CHDP requirements are expected to change when the CHDP program sunsets June 30, 2024.

MAJOR POLICY CONSIDERATIONS BEING REQUESTED

The California Department of Health Care Services has indicated that the CHDP program will sunset June 30, 2024. However, Counties will continue to provide foster care nursing services.

COUNTY OF INYO

BUD002A - BUDGET REQUESTS

RUNDATE: 06/30/2023 TODAY'S DATE: 08/31/2023

FOR FISCAL YEARS: 07/01/2021 - 06/30/24

	YTD ACTUALS 06/30/2022	BOARD APPROVED 06/30/2023	WORKING BUDGET 06/30/2023	YTD ACTUALS 06/30/2023	DEPT REQUESTED 06/30/2024	CAO RECOMM 06/30/2024	BOARD APPROVED 06/30/2024
BUDGET UNIT: 045102 CHILD HLTH AND DISABILITY PREV							
FUND: 0001 GENERAL FUND							
REVENUES:							
4498 - STATE GRANTS	\$35,772	\$58,012	\$58,012	\$15,298	\$58,006	\$58,006	\$0
AID FROM OTHER GOVT AGENCIES	\$35,772	\$58,012	\$58,012	\$15,298	\$58,006	\$58,006	\$0
TOTAL REVENUES:	\$35,772	\$58,012	\$58,012	\$15,298	\$58,006	\$58,006	\$0
EXPENSES:							
5001 - SALARIED EMPLOYEES	\$11,943	\$30,954	\$30,954	\$6,903	\$32,392	\$32,392	\$0
5021 - RETIREMENT & SOCIAL SECURITY	\$954	\$2,397	\$2,397	\$564	\$2,504	\$2,504	\$0
5022 - PERS RETIREMENT	\$1,495	\$3,148	\$3,148	\$936	\$3,571	\$3,571	\$0
5024 - RETIREMENT-UNFUNDED LIAB	\$6,522	\$7,356	\$7,356	\$7,356	\$7,760	\$7,760	\$0
5031 - MEDICAL INSURANCE	\$778	\$5,764	\$5,404	\$463	\$9,009	\$9,009	\$0
5032 - DISABILITY INSURANCE	\$138	\$343	\$343	\$70	\$294	\$294	\$0
5043 - OTHER BENEFITS	\$558	\$0	\$360	\$361	\$0	\$0	\$0
SALARIES & BENEFITS	\$22,390	\$49,962	\$49,962	\$16,657	\$55,530	\$55,530	\$0
5265 - PROFESSIONAL & SPECIAL SERVICE	\$45	\$22	\$22	\$15	\$59	\$59	\$0
5291 - OFFICE, SPACE & SITE RENTAL	\$638	\$158	\$158	\$161	\$612	\$612	\$0
5311 - GENERAL OPERATING EXPENSE	\$28	\$5,880	\$5,880	\$24	\$500	\$500	\$0
5351 - UTILITIES	\$11	\$600	\$600	\$0	\$100	\$100	\$0
SERVICES & SUPPLIES	\$723	\$6,660	\$6,660	\$202	\$1,271	\$1,271	\$0
5121 - INTERNAL CHARGES	\$603	\$750	\$750	\$1,342	\$750	\$750	\$0
5129 - INTERNAL COPY CHARGES (NON-IS)	\$10	\$100	\$100	\$5	\$50	\$50	\$0
5152 - WORKERS COMPENSATION	\$717	\$208	\$208	\$208	\$138	\$138	\$0
5155 - PUBLIC LIABILITY INSURANCE	\$1,116	\$332	\$332	\$332	\$267	\$267	\$0
INTERNAL CHARGES	\$2,446	\$1,390	\$1,390	\$1,888	\$1,205	\$1,205	\$0
TOTAL EXPENSES:	\$25,561	\$58,012	\$58,012	\$18,748	\$58,006	\$58,006	\$0
BUDGET UNIT: 045102 CHILD HLTH AND DISABILITY PREV	\$10,210	\$0	\$0	(\$3,449)	\$0	\$0	\$0

COMMUNITY MENTAL HEALTH

045200

DEPARTMENTAL FUNCTIONS

Child and Family Mental Health Services includes school-based and home-based outreach in addition to outpatient assessment and coordinated treatment services to children with emotional disturbance and their families. Specialty Mental Health Services (SMHS) include individual and family therapy, groups, rehabilitation, case management, Parent-Child Care (PC Care), crisis intervention, psychiatric consultation, and medication management.

Adult and Older Adult Mental Health Services include outreach, assessment, diagnosis and treatment, and integrated treatment services applying the principles of the Coordinated Specialty Care model. We serve Medi-Cal or medically indigent adults and older adults who meet medical necessity criteria according to the new CalAIM initiative for addressing all aspects of functioning in seven life domains.

Services include psychiatric evaluations, medication management, psychotherapy, rehabilitation, groups, case management, residential, crisis intervention, and LPS conservatorship evaluations, placement, and follow-up care.

The Substance Abuse & Mental Health Services Administration (SAMHSA) Federal Mental Health Block Grant (MHBG) is used to partially fund Progress House, a licensed 24-hour, 12-bed board and care facility for adults aged 18-59, and transitional-age youth (TAY) aged 18-25 experiencing first episode psychosis (FEP). The Progress House serves clients experiencing chronic mental illness and who are in need of long-term or respite care and provides 72-hour crisis respite. Staff members at Progress House also provide first-line contact for after-hours mental health calls.

The Mental Health Services Act (MHSA) funding for Community Services and Supports (CSS) is intended to expand capacity for serving un-served/underserved Inyo County residents with severe mental illness. The Wellness Centers located in Bishop and Lone Pine provide wellness and recovery services in keeping with the core tenets of MHSA. Services are strengths-based, needs-driven, client centered, and outcomes driven and include opportunities for social engagement, life-skills building and field-based recovery approach to mental illnesses to promote the successful integration of mental health consumers into the workplace & the community. Outreach & prevention services such as the Friendly Visitor Program, and Wellness Days at Senior Centers are intended to serve elders who may be at risk for depression, declined capacity, and potential medical risks.

MAJOR ACCOMPLISHMENTS IN FISCAL YEAR 2022-2023

- Because of recruitment difficulties, Behavioral Health increased capacity to serve clients via telehealth for psychiatry and therapy. The division also significantly improved the referral and medical necessity screening process to serve beneficiaries more efficiently and improved the appointment no-show rate to under 10%.
- Behavioral Health implemented a new electronic health record and participated in statewide efforts to prepare for a transition to fee for services Medi-Cal billing and new documentation requirements required as part of the transition to CalAIM. The CalAIM initiative is a complete overhaul of the Medi-Cal system intended to provide additional supports to special populations in California, including individuals with serious mental illness, and/or who are experiencing homelessness.

- Progress House maintained an average population of eight clients and updated policies and procedure regarding intake to clarify criteria and streamline the process for placing individuals in this un-locked residential facility. Progress House staff and case all Behavioral Health case management staff were trained in crisis response (ASIST and SafeTalk). This training has helped Progress House staff effectively serve as the first point-of-contact for crisis calls.
- MHSA funding supported services at the Wellness Center sites in Bishop and in Lone Pine with strong support given to persons experiencing homelessness. Wellness Centers provided supportive services including linkage to food assistance, housing assistance, financial assistance, linkage to medical and dental care, and linkage to employment and eligibility services, as well as provided meals, showers, and laundry facilities during the day. The funding from MHSA may also be used to provide temporary housing in locals hotels with case management services. In addition, adults who qualify for representative payee services receive assistance with money management to ensure they remain stable in their homes and are able to meet their basic needs. During FY 2022-23, the Wellness Centers implemented policies and procedures to ensure a drug, alcohol, and tobacco-free free environment.
- Behavioral Health staff participated in the Trauma Informed Care training program with the goal of becoming a trauma informed agency. Trauma Informed Care or "TIC," is intended to teach medical and behavioral healthcare providers to see patients in terms of their life experience rather than in terms of disease according to the Western medical model.

GOALS FOR FISCAL YEAR 2023-2024

- Continue to implement protocols for crisis response to include improved partnering with law enforcement to de-escalate non-emergent crises, and improved coordination with hospital emergency departments such that consumers who meet legal 5150 criteria are transported to an appropriate facility once they are medically cleared. Continue to build capacity for crisis response and de-escalation using existing resources for Crisis Care mobile Unit implementation.
- Continue to strengthen systems of care and re-entry programs for justice-involved individuals in preparation for CARE court implementation and in preparation for MHSA expectations for funding for supported housing and full-services partnerships.
- Build participation in Behavioral Health Advisory Board meetings and Community Collaboratives, and work towards becoming a model rural county for compliance with Department of Health Care Services regulations and Mental Health Plan contracts.
- Continue to build a trauma aware and informed behavioral health program by training staff in evidence-based theory and practice to become Peer Support Specialists, and for case management staff who need training for mobile crisis response.
- Improve recruitment strategies for hiring clinical staff through direct contacts with university practicum placement coordinators and internship coordinators for post-graduate interns. Increase level of capacity to serve Spanish-speaking clients by hiring bilingual/ bicultural staff and by partnering with agencies or contractors to provide services in Spanish.

DEPARTMENTAL BUDGET REQUEST FOR FISCAL YEAR 2023-2024

The Department's Fiscal Year 2023-2024 Requested Budget represents an overall decrease of \$735,988 in expenditures, and a decrease of \$735,988 in revenues, when compared to the Fiscal Year 2022-2023 Board Approved Budget. As a result, the Requested Net County Cost is increased by \$0.

Personnel Costs decreased by \$378,969 compared to the Fiscal Year 2022-2023 Board Approved Budget, due to staff changes, negotiated COLA and health insurance increases.

Revenues

4311 (RENTS) decreased by \$10,000: Projected revenue based on prior year trend; **4460** (REALIGNMENT - 2011) increased by \$324,902: Portion of the base posted on State Controller's website; **4498** (STATE GRANTS) decreased by \$325,638: Projected revenue based on prior year trend and use of fund balance; **4499** (STATE OTHER) increased by \$199,028: New grant that will pay for auxillary services for assisted living; **4555** (FEDERAL GRANTS) decreased by \$116,529: One of our COVID grants ended; **4742** (PATIENT PAYMENTS) decreased by \$4,000: Projected revenue based on prior year trend; **4747** (INSURANCE PAYMENTS) decreased by \$2,500: Projected revenue based on prior year trend; **4748** (MENTAL HEALTH MEDICAL) increased by \$50,000: Increase in Medi-Cal billing due to new CCMU requirement; **4821** (INTRA COUNTY CHARGES) decreased by \$173,212: Removed housing allocation; **4998** (OPERATING TRANSFERS IN) decreased by \$678,039: Projecting how much ICOE will be invoicing for new building and staff in MHSSA grant.

Personnel

The Department's Requested Budget represents a decrease in the number of fulltime equivalent (FTE) positions that are supported by this budget.

Un funding 3 positions this fiscal year and capturing salary savings for vacant positions.

See HHS Shift table for personnel spreads between the 23 budgets.

Services & Supplies

5122 (CELL PHONES) decreased by \$5,093: Projected expenditures based on prior year trend; **5157** (MEDICAL MALPRACTICE INSURANCE) increased by \$20,463: Projected expenditures based on prior year trend; **5232** (OFFICE & OTHER EQUIP < \$5,000) increased by \$16,550: Equipment needed for new staff and CCMU outreach activities; **5260** (HEALTH - EMPLOYEE PHYSICALS) increased by \$660: Projected expenditures based on prior year trend; **5263** (ADVERTISING) increased by \$7,000: Increase due to CCMU promotion; **5265** (PROFESSIONAL & SPECIAL SERVICE) decreased by \$900,894: Includes the ICOE expenses for Mental Health Student Services that they did not spend last fiscal year and contracting out AB 109 Psychotherapist position; **5291** (OFFICE, SPACE & SITE RENTAL) decreased by \$6,093: Projected expenditures based on prior year trend; **5311** (GENERAL OPERATING EXPENSE) increased by \$25,471: CCMU supplies needed for new activity requirements; **5331** (TRAVEL EXPENSE) decreased by \$46,474: Projected expenditures based on prior year trend; **5337** (5150 TRANSPORTS) increased by \$10,389: New ambulance service will allow for transportation possibilities.

Support & Care of Persons

5508 (SUPPORT & CARE - 1099) increased by \$75,000: Increased need for facility placements.

Fixed Assets

5655 (VEHICLES) increased by \$150,000: Purchase of vehicle for CCMU activities.

FISCAL YEAR 2023-2024 REDUCTION IMPACTS TO BASE BUDGET

None

FISCAL YEAR 2023-2024 STATE/FEDERAL FUNDING SUMMARY

Funded in part with Mental Health Medi-Cal revenues, which are matched with Realignment at approximately \$.50 on the dollar and Mental Health Services Act (MHSA) funds which are categorized into allowable sub-categories. The Governor's office has announced plans to restructure MHSA and redirect a portion of funding to address homelessness, but details regarding the plan have not been released with the Governor's revised budget in May. The Department is actively addressing productivity standards for Medi-Cal billing, adjusting and monitoring productivity goals to ensure maximized draw of Medi-Cal funds. Although we again saw an increase in our Medi-Cal billing, unfilled vacancies and absences resulting from medical and/or administrative leave impact the amount of billing. Behavioral Health is transitioning to fee-for-service Medi-Cal billing in July 2023. Following the transition, the Department will closely monitor impacts to revenue and provide revised cost projections to DHCS to adjust rates, as appropriate. The 1991 Realignment funds remain intact and as a result of 2011 Realignment, Mental Health is guaranteed a minimum of \$1.12 million of 1991 Realignment funding.

FISCAL YEAR 2023-2024 REGULATORY COMPLIANCE SUMMARY

Welfare and Institutions Code Section 14685 requires counties to establish mental health services. Counties have the right of first refusal in becoming the Mental Health Managed Care Plan.

MAJOR POLICY CONSIDERATIONS BEING REQUESTED

The Department recommends reclassifying the HHS Specialist I-IV career ladder series in order to better align duties and to improve recruitments, as follows: delete the HHS Specialist I classification, as this classification is no longer used in favor of the Peer Support Specialist and Parent Partner classifications; reclassify the HHS Specialist II to HHS Specialist (no career-ladder); reclassify the HHS Specialist III at Range 57 and HHS Specialist IV at Range 60 to Case Manager I at Range 60 and Case manager II at Range 63. The Department uses HHS Specialist III/IV positions for case management and on-call crisis response support in several programs and has experienced significant challenges in recruiting qualified applicants for these positions. The proposed reclassification will allow the department to advertise a more specific job description for the more specialized positions and will allow the salaries to be more appropriately aligned to the Rehabilitation Specialist and Prevention Specialist classifications.

The Department recommends reclassifying the Registered Dietitian Nutritionist (RD) to a Supervising Registered Dietitian Nutritionist position at Range 78 to enable the Supervising RD to provide direct clinical supervision of WIC Nutrition Assistants in the Women Infant's and Children (WIC) program. The WIC program requires that the local WIC Director be either a Registered Dietitian or licensed healthcare provider, so making this change to allow supervision will bring the program into compliance with WIC Director duties. This position is partially funded in Behavioral Health and duties within the Behavioral Health program are not expected to be impacted by this request.

The Community Corrections Program (CCP) has budgeted a full time Psychotherapist position to provide mental health services to individuals who are incarcerated. The Department is recommending that the position continue to be funded, but that the Department be given the option to contract to fill the position, given the extended recruitment challenges.

We are requesting to un fund 3 positions this fiscal year-Clinical Administrator and 2 HHS Specialists

positions.

COUNTY OF INYO

BUD002A - BUDGET REQUESTS

RUNDATE: 06/30/2023 TODAY'S DATE: 08/31/2023

FOR FISCAL YEARS: 07/01/2021 - 06/30/24

	YTD ACTUALS 06/30/2022	BOARD APPROVED 06/30/2023	WORKING BUDGET 06/30/2023	YTD ACTUALS 06/30/2023	DEPT REQUESTED 06/30/2024	CAO RECOMM 06/30/2024	BOARD APPROVED 06/30/2024
BUDGET UNIT: 045200 COMMUNITY MENTAL HEALTH							
FUND: 0001 GENERAL FUND							
REVENUES:							
4311 - RENTS	\$54,012	\$60,000	\$51,500	\$41,779	\$50,000	\$50,000	\$0
REV USE OF MONEY & PROPERTY	\$54,012	\$60,000	\$51,500	\$41,779	\$50,000	\$50,000	\$0
4411 - STATE MOTOR VEHICLE IN LIEU TX	\$208,653	\$1,710	\$1,710	\$2,509	\$1,710	\$1,710	\$0
4450 - MENTAL HEALTH REALIGNMENT	\$1,166,375	\$1,120,161	\$1,120,161	\$1,120,161	\$1,120,161	\$1,120,161	\$0
4460 - REALIGNMENT - 2011	\$650,000	\$477,456	\$477,456	\$400,000	\$802,358	\$802,358	\$0
4498 - STATE GRANTS	\$1,127,472	\$2,395,411	\$2,395,411	\$1,000,000	\$2,069,773	\$2,069,773	\$0
4499 - STATE OTHER	\$13,346	\$479,251	\$479,251	\$283,337	\$678,279	\$678,279	\$0
4552 - FEDERAL OTHER	\$223,428	\$336,881	\$336,881	\$232,926	\$336,881	\$336,881	\$0
4555 - FEDERAL GRANTS	\$0	\$402,293	\$402,293	\$24,468	\$285,764	\$285,764	\$0
AID FROM OTHER GOVT AGENCIES	\$3,389,275	\$5,213,163	\$5,213,163	\$3,063,402	\$5,294,926	\$5,294,926	\$0
4681 - LPS PRIVATE PAY	\$3,540	\$0	\$8,500	\$10,500	\$0	\$0	\$0
4722 - FEDERAL MEDICARE MEDICAID	\$21,912	\$20,000	\$20,000	\$10,266	\$20,000	\$20,000	\$0
4742 - PATIENT PAYMENTS	\$4,620	\$5,000	\$5,000	\$195	\$1,000	\$1,000	\$0
4747 - INSURANCE PAYMENTS	\$5,997	\$5,000	\$5,000	\$1,250	\$2,500	\$2,500	\$0
4748 - MENTAL HEALTH MEDICAL	\$1,278,202	\$1,300,000	\$1,300,000	\$658,253	\$1,350,000	\$1,350,000	\$0
4821 - INTRA COUNTY CHARGES	\$0	\$313,212	\$313,212	\$0	\$140,000	\$140,000	\$0
CHARGES FOR CURRENT SERVICES	\$1,314,273	\$1,643,212	\$1,651,712	\$680,466	\$1,513,500	\$1,513,500	\$0
4998 - OPERATING TRANSFERS IN	\$1,451,729	\$1,655,642	\$1,798,642	\$2,479,782	\$977,603	\$977,603	\$0
OTHER FINANCING SOURCES	\$1,451,729	\$1,655,642	\$1,798,642	\$2,479,782	\$977,603	\$977,603	\$0
TOTAL REVENUES:	\$6,209,290	\$8,572,017	\$8,715,017	\$6,265,430	\$7,836,029	\$7,836,029	\$0
EXPENSES:							
5001 - SALARIED EMPLOYEES	\$2,096,370	\$2,693,460	\$2,533,180	\$2,066,466	\$2,300,741	\$2,300,741	\$0
5003 - OVERTIME	\$58,134	\$0	\$80,000	\$50,168	\$40,000	\$40,000	\$0
5004 - STANDBY TIME	\$73,325	\$0	\$65,280	\$70,664	\$65,280	\$65,280	\$0
5005 - HOLIDAY OVERTIME	\$15,721	\$0	\$22,000	\$18,050	\$15,000	\$15,000	\$0
5012 - PART TIME EMPLOYEES	\$60,830	\$158,483	\$151,483	\$51,989	\$70,475	\$70,475	\$0
5021 - RETIREMENT & SOCIAL SECURITY	\$176,027	\$222,869	\$222,869	\$173,166	\$184,814	\$184,814	\$0
5022 - PERS RETIREMENT	\$244,210	\$297,371	\$297,371	\$243,801	\$281,994	\$281,994	\$0

COUNTY OF INYO

BUD002A - BUDGET REQUESTS

RUNDATE: 06/30/2023 TODAY'S DATE: 08/31/2023

FOR FISCAL YEARS: 07/01/2021 - 06/30/24

	YTD ACTUALS 06/30/2022	BOARD APPROVED 06/30/2023	WORKING BUDGET 06/30/2023	YTD ACTUALS 06/30/2023	DEPT REQUESTED 06/30/2024	CAO RECOMM 06/30/2024	BOARD APPROVED 06/30/2024
5024 - RETIREMENT-UNFUNDED LIAB	\$544,074	\$613,656	\$613,656	\$613,656	\$647,383	\$647,383	\$0
5025 - RETIREE HEALTH BENEFITS	\$211,324	\$253,741	\$253,741	\$233,065	\$296,523	\$296,523	\$0
5031 - MEDICAL INSURANCE	\$412,597	\$576,531	\$546,531	\$398,619	\$552,105	\$552,105	\$0
5032 - DISABILITY INSURANCE	\$25,108	\$31,712	\$31,712	\$20,907	\$21,554	\$21,554	\$0
5043 - OTHER BENEFITS	\$62,131	\$33,214	\$63,214	\$70,324	\$26,199	\$26,199	\$0
SALARIES & BENEFITS	\$3,979,855	\$4,881,037	\$4,881,037	\$4,010,880	\$4,502,068	\$4,502,068	\$0
5122 - CELL PHONES	\$15,795	\$13,145	\$13,145	\$13,179	\$8,052	\$8,052	\$0
5131 - FOOD & HOUSEHOLD SUPPLIES	\$27,915	\$30,000	\$30,000	\$27,362	\$30,000	\$30,000	\$0
5154 - UNEMPLOYMENT INSURANCE	(\$96)	\$2,500	\$2,500	\$0	\$2,500	\$2,500	\$0
5157 - MEDICAL MALPRACTICE INSURANCE	\$54,409	\$77,641	\$77,641	\$77,641	\$98,104	\$98,104	\$0
5232 - OFFICE & OTHER EQUIP < \$5,000	\$12,084	\$9,300	\$12,300	\$7,556	\$25,850	\$25,850	\$0
5260 - HEALTH - EMPLOYEE PHYSICALS	\$20,365	\$2,500	\$3,336	\$3,058	\$3,160	\$3,160	\$0
5263 - ADVERTISING	\$6	\$500	\$500	\$97	\$7,500	\$7,500	\$0
5265 - PROFESSIONAL & SPECIAL SERVICE	\$633,729	\$2,436,054	\$2,454,510	\$815,365	\$1,535,160	\$1,535,160	\$0
5291 - OFFICE, SPACE & SITE RENTAL	\$48,476	\$51,569	\$51,569	\$49,451	\$45,476	\$45,476	\$0
5311 - GENERAL OPERATING EXPENSE	\$51,387	\$55,101	\$54,976	\$57,929	\$80,572	\$80,572	\$0
5326 - LATE FEES & FINANCE CHARGES	\$65	\$0	\$70	\$98	\$0	\$0	\$0
5331 - TRAVEL EXPENSE	\$4,240	\$67,133	\$67,133	\$32,975	\$20,659	\$20,659	\$0
5337 - 5150 TRANSPORTS	\$0	\$2,500	\$1,604	\$0	\$12,889	\$12,889	\$0
5351 - UTILITIES	\$34,740	\$44,300	\$44,300	\$30,992	\$44,300	\$44,300	\$0
SERVICES & SUPPLIES	\$903,120	\$2,792,243	\$2,813,584	\$1,115,707	\$1,914,222	\$1,914,222	\$0
5121 - INTERNAL CHARGES	\$136,068	\$148,134	\$147,914	\$188,096	\$159,979	\$159,979	\$0
5123 - TECH REFRESH EXPENSE	\$49,508	\$43,510	\$43,510	\$43,510	\$43,661	\$43,661	\$0
5124 - EXTERNAL CHARGES	\$24	\$0	\$0	\$0	\$0	\$0	\$0
5127 - MOBILE DEVICE MANAGEMENT-INTER	\$427	\$185	\$300	\$255	\$0	\$0	\$0
5128 - INTERNAL SHREDDING CHARGES	\$2,118	\$2,808	\$3,028	\$3,028	\$2,808	\$2,808	\$0
5129 - INTERNAL COPY CHARGES (NON-IS)	\$11,793	\$8,000	\$8,000	\$10,365	\$14,000	\$14,000	\$0
5152 - WORKERS COMPENSATION	\$68,200	\$74,129	\$74,129	\$74,129	\$89,878	\$89,878	\$0
5155 - PUBLIC LIABILITY INSURANCE	\$60,030	\$68,028	\$68,028	\$68,028	\$122,696	\$122,696	\$0
5315 - COUNTY COST PLAN	\$707,048	\$78,800	\$78,800	\$78,800	\$183,382	\$183,382	\$0
5333 - MOTOR POOL	\$64,707	\$58,000	\$58,000	\$50,963	\$58,000	\$58,000	\$0
INTERNAL CHARGES	\$1,099,925	\$481,594	\$481,709	\$517,175	\$674,404	\$674,404	\$0
5501 - SUPPORT & CARE OF PERSONS	\$99,242	\$95,000	\$95,000	\$87,802	\$95,000	\$95,000	\$0

COUNTY OF INYO

BUD002A - BUDGET REQUESTS

RUNDATE: 06/30/2023 TODAY'S DATE: 08/31/2023

FOR FISCAL YEARS: 07/01/2021 - 06/30/24

	YTD ACTUALS 06/30/2022	BOARD APPROVED 06/30/2023	WORKING BUDGET 06/30/2023	YTD ACTUALS 06/30/2023	DEPT REQUESTED 06/30/2024	CAO RECOMM 06/30/2024	BOARD APPROVED 06/30/2024
5508 - SUPPORT & CARE - 1099	\$122,923	\$208,000	\$351,000	\$273,169	\$283,000	\$283,000	\$0
OTHER CHARGES	\$222,165	\$303,000	\$446,000	\$360,972	\$378,000	\$378,000	\$0
5650 - EQUIPMENT	\$8,782	\$0	\$0	\$0	\$0	\$0	\$0
5655 - VEHICLES	\$0	\$0	\$0	\$0	\$150,000	\$150,000	\$0
FIXED ASSETS	\$8,782	\$0	\$0	\$0	\$150,000	\$150,000	\$0
5801 - OPERATING TRANSFERS OUT	\$0	\$138,000	\$138,000	\$21,676	\$241,192	\$241,192	\$0
OTHER FINANCING USES	\$0	\$138,000	\$138,000	\$21,676	\$241,192	\$241,192	\$0
TOTAL EXPENSES:	<u>\$6,213,848</u>	<u>\$8,595,874</u>	<u>\$8,760,330</u>	<u>\$6,026,412</u>	<u>\$7,859,886</u>	<u>\$7,859,886</u>	<u>\$0</u>
BUDGET UNIT: 045200 COMMUNITY MENTAL HEALTH	(\$4,558)	(\$23,857)	(\$45,313)	\$239,018	(\$23,857)	(\$23,857)	\$0

COC - CONTINUUM OF CARE

055900

DEPARTMENTAL FUNCTIONS

The Eastern Sierra Continuum of Care (CoC) is a coalition of service providers in Alpine, Inyo and Mono Counties dedicated to ending the cycle of homelessness. The Department of Housing and Urban Development (HUD) requires identified regions to have an active CoC for purposes of requesting federal funding. Each CoC is required to have an identified lead agency who is responsible for managing the Housing Management Information System, and all associated reporting requirements, including coordinating and reporting an annual Point-In-Time count of the region's homeless population. The lead agency is also responsible for applying to HUD to be the collaborative applicant for the region. The collaborative applicant provides administrative support and oversight to the CoC functions, develops the CoC strategic homeless action plan, and applies for funding on behalf of the region as required. HHS became the identified lead agency in June 2022 after the long-term lead agency resigned in April 2022. By assuming this role, the tri-county area is able to access state and federal funding to address homelessness.

MAJOR ACCOMPLISHMENTS IN FISCAL YEAR 2022-2023

- Maintained the region's ability to access federal and state funding to address homelessness by assuming the lead agency role for the CoC.
- Successfully applied for state and federal funding to support regional activities aimed at prevention or addressing homelessness.
- Worked with HUD technical advisors and a contracted consultants to update CoC and HMIS governance documents and policies and procedures.
- Coordinated with Managed Care Plans to leverage HHIP funding throughout the region.

GOALS FOR FISCAL YEAR 2023-2024

- Meet the HUD reporting requirements, including those associated with HMIS, the Point-In-Time Count, and the Housing Inventory Count.
- Manage the administrative functions of the CoC, including strategic planning and coordination of CoC meetings.
- Work with stakeholders and service provider partners to coordinate efforts to address homelessness throughout the region.
- Work with CoC membership to identify alternate lead agency options and assist in helping develop infrastructure needed for transitioning the lead agency functions to a community-based organization in the future.

DEPARTMENTAL BUDGET REQUEST FOR FISCAL YEAR 2023-2024

The Department's Fiscal Year 2023-2024 Requested Budget represents an overall increase of \$401,635 in expenditures, and a decrease of \$74,609 in revenues, when compared to the Fiscal Year 2022-2023 Board Approved Budget. As a result, the Requested Net County Cost is increased by \$476,244.

Personnel Costs increased by \$30,435 compared to the Fiscal Year 2022-2023 Board Approved Budget, due to addition of staff to the budget.

Revenues

4498 (STATE GRANTS) decreased by \$619,231: Most monies will be placed into a trust and moved as expenditures happen; **4552** (FEDERAL OTHER) decreased by \$6,000: There were several years of grants to claim last year; **4561** (AID FROM MONO COUNTY) decreased by \$20,000: Funding from HUD and Managed Care plans has been acquired; **4562** (COUNTY CONTRIBUTION) decreased by \$10,000: Funding from HUD and Managed Care plans has been acquired; **4998** (OPERATING TRANSFERS IN) increased by \$580,622: Most monies will be placed into a trust and moved as expenditures happen.

Personnel

The Department's Requested Budget represents an increase in the number of fulltime equivalent (FTE) positions that are supported by this budget.

There is a .20 increase in FTE.

See HHS Shift table for personnel spreads between the 23 budgets.

Services & Supplies

5265 (PROFESSIONAL & SPECIAL SERVICE) increased by \$487,087: Monies have been received to allocate to Eastern Sierra Housing to assist in housing projects; **5311** (GENERAL OPERATING EXPENSE) increased by \$5,500: Supplies needed for point in time count; **5331** (TRAVEL EXPENSE) increased by \$5,000: This is to allow staff to travel to trainings to understand CoC administration requirements.

Support & Care of Persons

(There are no changes in this object category from the previous fiscal year.)

Fixed Assets

(There are no changes in this object category from the previous fiscal year.)

FISCAL YEAR 2023-2024 REDUCTION IMPACTS TO BASE BUDGET

None

FISCAL YEAR 2023-2024 STATE/FEDERAL FUNDING SUMMARY

The role of collaborative applicant allows the agency to apply for HUD planning allocation of ~\$3,000. This federal funding minimally offsets costs associated with acting as the lead agency, but does allow for the department to access state and federal funds such as HDAP (Housing Disabilities Advocacy Program), Home Safe, Bringing Families Home and Housing Assistance Program, which are all State Social Services funding streams.

FISCAL YEAR 2023-2024 REGULATORY COMPLIANCE SUMMARY

None

MAJOR POLICY CONSIDERATIONS BEING REQUESTED

Not Applicable

COUNTY OF INYO

BUD002A - BUDGET REQUESTS

RUNDATE: 06/30/2023 TODAY'S DATE: 08/31/2023

FOR FISCAL YEARS: 07/01/2021 - 06/30/24

	YTD ACTUALS 06/30/2022	BOARD APPROVED 06/30/2023	WORKING BUDGET 06/30/2023	YTD ACTUALS 06/30/2023	DEPT REQUESTED 06/30/2024	CAO RECOMM 06/30/2024	BOARD APPROVED 06/30/2024
BUDGET UNIT: 055900 COC - CONTINUUM OF CARE							
FUND: 0005 COC-CONTINUUM OF CARE							
REVENUES:							
4498 - STATE GRANTS	\$0	\$619,231	\$619,231	\$0	\$0	\$0	\$0
4552 - FEDERAL OTHER	\$0	\$9,000	\$9,000	\$60,480	\$3,000	\$3,000	\$0
4561 - AID FROM MONO COUNTY	\$0	\$20,000	\$20,000	\$0	\$0	\$0	\$0
4562 - COUNTY CONTRIBUTION	\$0	\$10,000	\$10,000	\$0	\$0	\$0	\$0
AID FROM OTHER GOVT AGENCIES	\$0	\$658,231	\$658,231	\$60,480	\$3,000	\$3,000	\$0
4998 - OPERATING TRANSFERS IN	\$0	\$20,000	\$20,000	\$0	\$600,622	\$600,622	\$0
OTHER FINANCING SOURCES	\$0	\$20,000	\$20,000	\$0	\$600,622	\$600,622	\$0
TOTAL REVENUES:	<u>\$0</u>	<u>\$678,231</u>	<u>\$678,231</u>	<u>\$60,068</u>	<u>\$603,622</u>	<u>\$603,622</u>	<u>\$0</u>
EXPENSES:							
5001 - SALARIED EMPLOYEES	\$0	\$0	\$0	\$0	\$20,631	\$20,631	\$0
5021 - RETIREMENT & SOCIAL SECURITY	\$0	\$0	\$0	\$0	\$1,594	\$1,594	\$0
5022 - PERS RETIREMENT	\$0	\$0	\$0	\$0	\$3,113	\$3,113	\$0
5031 - MEDICAL INSURANCE	\$0	\$0	\$0	\$0	\$4,910	\$4,910	\$0
5032 - DISABILITY INSURANCE	\$0	\$0	\$0	\$0	\$187	\$187	\$0
SALARIES & BENEFITS	\$0	\$0	\$0	\$0	\$30,435	\$30,435	\$0
5265 - PROFESSIONAL & SPECIAL SERVICE	\$0	\$75,600	\$88,320	\$59,520	\$562,687	\$562,687	\$0
5311 - GENERAL OPERATING EXPENSE	\$0	\$0	\$0	\$108	\$5,500	\$5,500	\$0
5331 - TRAVEL EXPENSE	\$0	\$0	\$0	\$439	\$5,000	\$5,000	\$0
SERVICES & SUPPLIES	\$0	\$75,600	\$88,320	\$60,068	\$573,187	\$573,187	\$0
5121 - INTERNAL CHARGES	\$0	\$10,000	\$10,000	\$0	\$0	\$0	\$0
INTERNAL CHARGES	\$0	\$10,000	\$10,000	\$0	\$0	\$0	\$0
5539 - OTHER AGENCY CONTRIBUTIONS	\$0	\$116,387	\$103,667	\$0	\$0	\$0	\$0
OTHER CHARGES	\$0	\$116,387	\$103,667	\$0	\$0	\$0	\$0
TOTAL EXPENSES:	<u>\$0</u>	<u>\$201,987</u>	<u>\$201,987</u>	<u>\$60,068</u>	<u>\$603,622</u>	<u>\$603,622</u>	<u>\$0</u>
BUDGET UNIT: 055900 COC - CONTINUUM OF CARE	\$0	\$476,244	\$476,244	\$0	\$0	\$0	\$0

DRINKING DRIVER PROGRAM

045312

DEPARTMENTAL FUNCTIONS

These fee-based programs provide statewide, standardized educational and counseling services to Court-referred residents convicted of drinking and driving, as a condition of having their drivers' licenses reinstated. The First Offender Program has two levels of education required, depending on blood alcohol content. Services are provided at cost to the offender over a three-month period to persons convicted of their first drinking and driving offense with a blood alcohol content (BAC) of less than .08. For first offenders with a BAC between .08 and .15, the program is nine months in length. For repeat offenders, the Multiple Offender Program provides services over an eighteen-month period and Wet and Reckless convicted individuals participate in thirteen hours of class time. These state-licensed programs are intended to be fully funded by client fees.

MAJOR ACCOMPLISHMENTS IN FISCAL YEAR 2022-2023

- There are currently 54 individuals enrolled in the Drinking Driver Programs, which includes the Multiple Offender, First Offender, and Wet and Reckless classes. During the period of July 1, 2022 through May 4, 2023, sixty six (66) individuals enrolled in DUI programs and twenty eight (28) individuals have completed the program and paid the associated fees.
- A cost analysis was completed during the third quarter of the fiscal year and the Department plans to bring forth an ordinance to increase the program fees by September 2023.
- A Spanish Language class has been established with the use of the language line for interpretation. The Department will continue to make efforts to recruit Spanish bilingual providers when advertising vacant positions.
- Staff has improved on timeliness of data entry and use of reporting in the DDP case management system, Both Worlds.

GOALS FOR FISCAL YEAR 2023-2024

- Continue to focus efforts on making classes more accessible for Spanish-speaking clients.
- Establish new fee structure and implement by the second quarter of the fiscal year.

DEPARTMENTAL BUDGET REQUEST FOR FISCAL YEAR 2023-2024

The Department's Fiscal Year 2023-2024 Requested Budget represents an overall increase of \$11,739 in expenditures, and an increase of \$11,739 in revenues, when compared to the Fiscal Year 2022-2023 Board Approved Budget. As a result, the Requested Net County Cost is increased by \$0.

Personnel Costs increased by \$5,972 compared to the Fiscal Year 2022-2023 Board Approved Budget, due to 4% COLA and health insurance increases.

Revenues

4460 (REALIGNMENT - 2011) decreased by \$33,261: Used FY22-23 earnings to project FY23-24, decrease in funds need to balance the budget; **4743** (D.U.I. TRUST) increased by \$45,000: Estimated revenue due to increased DUI fees being implemented in early fall.

Personnel

The Department's Requested Budget represents a decrease in the number of fulltime equivalent (FTE) positions that are supported by this budget.

There is a .58 FTE decrease. Two additions counselors will spend more time working in the Substance Abuse budget and less time in the DDP budget. See HHS Shift table for personnel spreads between the 23 budgets.

Services & Supplies

5265 (PROFESSIONAL & SPECIAL SERVICE) decreased by \$11: Projected expenditures based on prior year trend; **5291** (OFFICE, SPACE & SITE RENTAL) decreased by \$124: Projected rent increases due to increased square footage at the Bishop consolidated building; **5311** (GENERAL OPERATING EXPENSE) increased by \$1,500: Projected expenditures based on prior year trend.

Support & Care of Persons

(There are no changes in this object category from the previous fiscal year.)

Fixed Assets

(There are no changes in this object category from the previous fiscal year.)

FISCAL YEAR 2023-2024 REDUCTION IMPACTS TO BASE BUDGET

None

FISCAL YEAR 2023-2024 STATE/FEDERAL FUNDING SUMMARY

None

FISCAL YEAR 2023-2024 REGULATORY COMPLIANCE SUMMARY

DDP is not specifically mandated, and each county is required to determine its ability to establish through public/private resources a DUI program (Health and Safety Code Section 11836 et al).

MAJOR POLICY CONSIDERATIONS BEING REQUESTED

A fee structure analysis was completed in FY 2022-23 and the Department submitted a revised fee structure to the CA Department of Health Care services in the fourth quarter of FY 2022-23. The Department anticipates that the new fee structure will be in place early in FY 2023-24. The new fee structure will ensure that the Drinking Driver program collects sufficient revenue to offset the cost of providing the services.

COUNTY OF INYO

BUD002A - BUDGET REQUESTS

RUNDATE: 06/30/2023 TODAY'S DATE: 08/31/2023

FOR FISCAL YEARS: 07/01/2021 - 06/30/24

	YTD ACTUALS 06/30/2022	BOARD APPROVED 06/30/2023	WORKING BUDGET 06/30/2023	YTD ACTUALS 06/30/2023	DEPT REQUESTED 06/30/2024	CAO RECOMM 06/30/2024	BOARD APPROVED 06/30/2024
BUDGET UNIT: 045312 DRINKING DRIVER PROGRAM							
FUND: 0023 SUBSTANCE USE DISORDERS							
REVENUES:							
4460 - REALIGNMENT - 2011	\$45,393	\$103,767	\$103,767	\$66,540	\$70,506	\$70,506	\$0
AID FROM OTHER GOVT AGENCIES	\$45,393	\$103,767	\$103,767	\$66,540	\$70,506	\$70,506	\$0
4743 - D.U.I. TRUST	\$46,381	\$55,000	\$55,000	\$35,234	\$100,000	\$100,000	\$0
CHARGES FOR CURRENT SERVICES	\$46,381	\$55,000	\$55,000	\$35,234	\$100,000	\$100,000	\$0
4998 - OPERATING TRANSFERS IN	\$0	\$0	\$0	\$39,319	\$0	\$0	\$0
OTHER FINANCING SOURCES	\$0	\$0	\$0	\$39,319	\$0	\$0	\$0
TOTAL REVENUES:	\$91,774	\$158,767	\$158,767	\$141,095	\$170,506	\$170,506	\$0
EXPENSES:							
5001 - SALARIED EMPLOYEES	\$13,608	\$45,688	\$45,688	\$33,710	\$37,681	\$37,681	\$0
5012 - PART TIME EMPLOYEES	\$23,469	\$49,503	\$49,503	\$53,066	\$63,961	\$63,961	\$0
5021 - RETIREMENT & SOCIAL SECURITY	\$2,751	\$7,368	\$7,368	\$6,395	\$7,852	\$7,852	\$0
5022 - PERS RETIREMENT	\$1,322	\$5,958	\$5,958	\$4,505	\$5,332	\$5,332	\$0
5024 - RETIREMENT-UNFUNDED LIAB	\$13,045	\$14,713	\$14,713	\$14,713	\$15,522	\$15,522	\$0
5031 - MEDICAL INSURANCE	\$6,792	\$15,151	\$15,151	\$11,130	\$14,136	\$14,136	\$0
5032 - DISABILITY INSURANCE	\$144	\$1,049	\$1,049	\$348	\$918	\$918	\$0
SALARIES & BENEFITS	\$61,134	\$139,430	\$139,430	\$123,869	\$145,402	\$145,402	\$0
5265 - PROFESSIONAL & SPECIAL SERVICE	\$2,835	\$4,586	\$4,586	\$4,523	\$4,575	\$4,575	\$0
5291 - OFFICE, SPACE & SITE RENTAL	\$3,904	\$3,120	\$3,120	\$3,186	\$2,996	\$2,996	\$0
5311 - GENERAL OPERATING EXPENSE	\$1,669	\$4,000	\$4,000	\$1,386	\$5,500	\$5,500	\$0
5351 - UTILITIES	\$26	\$50	\$50	\$10	\$50	\$50	\$0
5499 - PRIOR YEAR REFUNDS	\$229	\$0	\$0	\$0	\$0	\$0	\$0
SERVICES & SUPPLIES	\$8,665	\$11,756	\$11,756	\$9,107	\$13,121	\$13,121	\$0
5121 - INTERNAL CHARGES	\$2,486	\$2,500	\$2,500	\$3,447	\$2,500	\$2,500	\$0
5127 - MOBILE DEVICE MANAGEMENT-INTER	\$0	\$0	\$0	\$13	\$0	\$0	\$0
5129 - INTERNAL COPY CHARGES (NON-IS)	\$95	\$500	\$500	\$76	\$150	\$150	\$0
5152 - WORKERS COMPENSATION	\$1,073	\$760	\$760	\$760	\$1,576	\$1,576	\$0
5155 - PUBLIC LIABILITY INSURANCE	\$1,669	\$1,215	\$1,215	\$1,215	\$3,043	\$3,043	\$0

COUNTY OF INYO

BUD002A - BUDGET REQUESTS

RUNDATE: 06/30/2023 TODAY'S DATE: 08/31/2023

FOR FISCAL YEARS: 07/01/2021 - 06/30/24

	YTD ACTUALS 06/30/2022	BOARD APPROVED 06/30/2023	WORKING BUDGET 06/30/2023	YTD ACTUALS 06/30/2023	DEPT REQUESTED 06/30/2024	CAO RECOMM 06/30/2024	BOARD APPROVED 06/30/2024
5315 - COUNTY COST PLAN	\$16,649	\$2,606	\$2,606	\$2,606	\$4,714	\$4,714	\$0
INTERNAL CHARGES	\$21,973	\$7,581	\$7,581	\$8,118	\$11,983	\$11,983	\$0
TOTAL EXPENSES:	<u>\$91,774</u>	<u>\$158,767</u>	<u>\$158,767</u>	<u>\$141,095</u>	<u>\$170,506</u>	<u>\$170,506</u>	<u>\$0</u>
BUDGET UNIT: 045312 DRINKING DRIVER PROGRAM	\$0	\$0	\$0	\$0	\$0	\$0	\$0

ESAAA 683000

DEPARTMENTAL FUNCTIONS

The ESAAA program serves as the administrator and program provider for the Planning and Service Area (PSA) 16, which includes Inyo and Mono Counties. ESAAA is funded with federal and state funds, and required County matches, for planning and provision of services to senior citizens aged 60+ in the PSA 16. Some services are delivered via subcontracts, including Senior Legal Services and Mono County-based services. The approved Four-Year Plan includes the provision of congregate and home-delivered meals, information and assistance, telephone reassurance, transportation including assisted transportation, family caregiver support, Ombudsman services and the operation of six senior centers, one in Mono County and five in Inyo County.

MAJOR ACCOMPLISHMENTS IN FISCAL YEAR 2022-2023

- In the first three (3) quarters of FY 2022-23, addressed the nutritional needs of 546 seniors in the PSA, in the congregate setting and home delivered meals. This included 41,607 meals, with approximately 78% provided in Inyo County.
- The program has adapted services to meet the needs of the clients while maintaining the health and safety of both the seniors and the staff. Assisted transportation was adjusted as needed and assistance with setting up telehealth services was provided as needed. Telephone reassurance calls were made in coordination with Friendly Visitor Services with 146 calls being made. During the first three (3) quarters, staff provided supportive services to seniors and their caregivers, including 280 Assisted Transports to critical services, including out of area medical access; and 2 caregivers receiving 117 hours of respite homemaker/personal care services to ensure their continued ability to provide care, and reducing the risk of higher-level placement of the seniors served. Additionally, six (6) residents received Lifeline services during the first three (3) quarters of FY 2022-23, helping ensure they had immediate access to emergency services and further enhancing the available safety net.
- One-time infrastructure funding available through December 2023 from California Department of Aging (CDA) allowed for completion of several major deferred maintenance projects in Inyo and Mono County Senior Centers, with additional projects slated for completion in FY 2023-24.
- Ensured the safety and well-being of residents in Long Term Care (LTC) facilities through the Ombudsman program through resolution of complaints and investigation of allegations of abuse and neglect occurring in long term care facilities. While some restrictions remained in place from the pandemic, the Ombudsman was able to physically access facilities during the majority of the fiscal year and advocacy support for families continued and was critical in ensuring families were provided with the most current guidance and allowed them to connect with loved ones. In the first three (3) quarters of FY 2022-23, 92 complaints were investigated, an increase of 46% from the previous FY; 2 facility visits were conducted (not in response to a complaint or investigation); 56 occurrences of information and assistance to facility staff were provided; 6 training sessions for Ombudsman staff/volunteers were conducted; and 111 information and consultations to individuals were provided to the community.
- Critical to the support of family members during the pandemic, LTC Ombudsman program continued supporting family members in exercising their right to meet as an organized Family Council, allowing family members to influence the quality of care for their loved ones, enhance communications with the facility staff and offer peer support for each other. Twenty-three (23) Family Council meetings were facilitated in the first three (3) quarters of FY 2022-23.

GOALS FOR FISCAL YEAR 2023-2024

- Ensure the well-being of seniors served through ESAAA, by coordinating with other HHS programs and community partners, ensuring the broadest safety net possible.
- Continue congregate meal services consistent with public health guidelines ensuring the health and safety of the seniors through education, as needed.
- Continue to evaluate and assess options to reduce costs while maintaining the highest level of services to seniors, including, but not limited to recruiting, training and supporting at least one volunteer in the Ombudsman program. Actively conduct volunteer recruitment efforts throughout the county with a goal of increasing volunteer hours at each site.
- Continue training for all staff levels to implement and manage data within GetCare, the County's new California Aging Reporting System (CARS) data management system, which is required by the California Department of Aging in a manner that allows us to be able to gather and compile data for reporting purposes for policy makers, the community, and the State, to ensure decision-making is based on most accurate information available.
- Evaluate management, supervision, monitoring and service provision procedures for contracted services (Mono County and CA Indian Legal Services) and conduct monitoring visits and technical assistance in accordance with Title XXII, as well as the provisions of the Older Americans Act.

DEPARTMENTAL BUDGET REQUEST FOR FISCAL YEAR 2023-2024

The Department's Fiscal Year 2023-2024 Requested Budget represents an overall increase of \$738,352 in expenditures, and a decrease of \$218,025 in revenues, when compared to the Fiscal Year 2022-2023 Board Approved Budget. As a result, the Requested Net County Cost is increased by \$956,377.

Several of the COVID funds have ended but we have received other Federally funded allocations.

Personnel Costs increased by \$70,902 compared to the Fiscal Year 2022-2023 Board Approved Budget, due to negotiated COLA and benefit increases.

Revenues

4316 (STATHAM HALL RENT) increased by \$200: Projected revenue based on prior year trend; **4317** (BIG PINE LEGION HALL RENT) increased by \$300: Projected revenue based on prior year trend; **4322** (BISHOP SENIOR CENTER RENT) decreased by \$100: Projected revenue based on prior year trend; **4499** (STATE OTHER) decreased by \$80,496: Ombudsman state grant was spent in prior fiscal year; **4552** (FEDERAL OTHER) increased by \$607,343: We have remaining infrastructure funding and new Older Adult Recovery and Resilience funding; **4998** (OPERATING TRANSFERS IN) decreased by \$745,272: This will be discussed and finalized during budget process.

Personnel

The Department's Requested Budget represents a decrease in the number of fulltime equivalent (FTE) positions that are supported by this budget.

There is a .43 decrease in FTE. However, our overall salary and benefits are higher due to hiring a full time Registered Dietician (RD), staff requested changes, the negotiated COLA and benefit increases. (See the Major Policy Considerations being requested section below).

See HHS Shift table for personnel spreads between the 23 budgets.

Services & Supplies

5122 (CELL PHONES) increased by \$490: Projected expenditures based on prior year trend; **5131** (FOOD & HOUSEHOLD SUPPLIES) increased by \$37,161: Projected expenditures based on prior year trend; **5232** (OFFICE & OTHER EQUIP < \$5,000) decreased by \$12,909: Large equipment purchases are needed with the infrastructure funding; **5263** (ADVERTISING) increased by \$4,000: We will be doing a needs assessment during this fiscal year and will need to do additional advertising; **5265** (PROFESSIONAL & SPECIAL SERVICE) increased by \$274,855: We have new funding to allow additional legal services to be provided through December 2023; **5291** (OFFICE, SPACE & SITE RENTAL) increased by \$650: Projected expenditures based on prior year trend; **5311** (GENERAL OPERATING EXPENSE) decreased by \$31,684: Projected expenditures based on prior year trend; **5331** (TRAVEL EXPENSE) decreased by \$1,662: Projected expenditures based on prior year trend.

Support & Care of Persons

5501 (SUPPORT & CARE OF PERSONS) increased by \$84,526: New funding allowing for housing supports and grocery benefits.

Fixed Assets

5640 (STRUCTURES & IMPROVEMENTS) increased by \$25,000: We will be adding electronic doors at the Bishop Senior Center and Lone Pine Senior Center; **5650** (EQUIPMENT) increased by \$58,607: We will be replacing old kitchen equipment that is showing issues and repairing is cost prohibitive; **5700** (CONSTRUCTION IN PROGRESS) increased by \$42,789: We are installing a walk-in freezer at the Bishop Senior Center to meet meal storage needs.

FISCAL YEAR 2023-2024 REDUCTION IMPACTS TO BASE BUDGET

None.

FISCAL YEAR 2023-2024 STATE/FEDERAL FUNDING SUMMARY

State and Federal Funding has historically declined in certain funding component areas. However, between FY 2021-22 and FY 2023-24, the State investment in aging services has increased. Additionally, an increase in infrastructure funding in FY 2022-23 will continue through December 2023, allowing for additional major deferred maintenance projects in both Inyo and Mono counties. Continued monitoring and advocacy is required given the anticipated increases in eligible population through the end of the decade.

FISCAL YEAR 2023-2024 REGULATORY COMPLIANCE SUMMARY

ESAAA is not a mandated program, but to receive funding for senior services there must be an administrative entity. Currently, the County of Inyo is the designated administrative entity for the Planning Services Area (PSA) 16, which consists of Inyo and Mono counties.

MAJOR POLICY CONSIDERATIONS BEING REQUESTED

The Department is proposing a reorganization of the Aging and Social Services Division to be split into two separate Divisions: 1) Public Assistance and Aging and 2) Social and Placement Services. The Department is also recommending staffing changes, as follows:

The Department is recommending the establishment of a new classification, Deputy Director of Public Assistance and Aging at Range 88, which will oversee Employment and Eligibility and ESAAA programing. Under this proposed restructure, a Program Manager position will be reclassified to the new Deputy Director position. If approved, the new Deputy Director position will share one Administrative Secretary I-III position with the Deputy Director of Social and Placement Services while the Department assesses the sufficiency of administrative support in both divisions.

The Department recommends reclassifying the Assistant Human Services Supervisor position in ESAAA to the title Assistant Aging Services Supervisor. This reclassification will allow the Department to propose a revised job description that more accurately reflects this position and aligns the title with the Aging Services Supervisor. This request will not result in a fiscal impact.

The Department recommends reclassifying the Registered Dietitian Nutritionist (RD) to a Supervising Registered Dietitian Nutritionist position at Range 78 to enable the Supervising RD to provide direct clinical supervision of WIC Nutrition Assistants in the Women Infant's and Children (WIC) program. The WIC program requires that the local WIC Director be either a Registered Dietitian or licensed healthcare provider, so making this change to allow supervision will bring the program into compliance with WIC Director duties. This position is partially funded in ESAAA and duties within the ESAAA program are not expected to be impacted by this request.

COUNTY OF INYO

BUD002A - BUDGET REQUESTS

RUNDATE: 06/30/2023 TODAY'S DATE: 08/31/2023

FOR FISCAL YEARS: 07/01/2021 - 06/30/24

	YTD ACTUALS 06/30/2022	BOARD APPROVED 06/30/2023	WORKING BUDGET 06/30/2023	YTD ACTUALS 06/30/2023	DEPT REQUESTED 06/30/2024	CAO RECOMM 06/30/2024	BOARD APPROVED 06/30/2024
BUDGET UNIT: 683000 ESAAA							
FUND: 6830 ESAAA							
REVENUES:							
4061 - LOCAL TRANSPORTATION TAX	\$54,838	\$0	\$0	\$0	\$0	\$0	\$0
TAXES - SALES	\$54,838	\$0	\$0	\$0	\$0	\$0	\$0
4320 - TECOPA COMMUNITY CENTER	\$87	\$100	\$100	\$965	\$100	\$100	\$0
RENTS & LEASES	\$87	\$100	\$100	\$965	\$100	\$100	\$0
4316 - STATHAM HALL RENT	\$0	\$100	\$100	\$230	\$300	\$300	\$0
4317 - BIG PINE LEGION HALL RENT	\$588	\$0	\$375	\$270	\$300	\$600	\$0
4322 - BISHOP SENIOR CENTER RENT	\$150	\$200	\$200	\$100	\$100	\$100	\$0
REV USE OF MONEY & PROPERTY	(\$1,392)	\$300	\$675	(\$9,161)	\$700	\$1,000	\$0
4420 - SOCIAL SERVICE REALIGNMENT	\$0	\$37,050	\$37,050	\$0	\$37,050	\$37,050	\$0
4498 - STATE GRANTS	\$26,185	\$0	\$0	\$0	\$0	\$0	\$0
4499 - STATE OTHER	\$670,963	\$1,137,422	\$1,137,422	\$991,263	\$1,056,926	\$1,056,926	\$0
4552 - FEDERAL OTHER	\$634,540	\$938,706	\$1,013,706	\$496,003	\$1,546,049	\$1,546,049	\$0
4555 - FEDERAL GRANTS	\$0	\$0	\$0	\$96,232	\$0	\$0	\$0
AID FROM OTHER GOVT AGENCIES	\$1,331,688	\$2,113,178	\$2,188,178	\$1,583,498	\$2,640,025	\$2,640,025	\$0
4825 - OTHER CURRENT CHARGES	\$75,217	\$55,000	\$55,000	\$38,287	\$55,000	\$55,000	\$0
CHARGES FOR CURRENT SERVICES	\$75,217	\$55,000	\$55,000	\$38,287	\$55,000	\$55,000	\$0
4998 - OPERATING TRANSFERS IN	\$137,358	\$745,272	\$744,897	\$745,272	\$0	\$0	\$0
OTHER FINANCING SOURCES	\$137,358	\$745,272	\$744,897	\$745,272	\$0	\$0	\$0
TOTAL REVENUES:	\$1,597,795	\$2,913,850	\$2,988,850	\$2,358,860	\$2,695,825	\$2,696,125	\$0
EXPENSES:							
5001 - SALARIED EMPLOYEES	\$323,152	\$423,947	\$423,947	\$409,489	\$425,342	\$425,342	\$0
5003 - OVERTIME	\$0	\$0	\$0	\$267	\$1,000	\$1,000	\$0
5012 - PART TIME EMPLOYEES	\$190,181	\$357,173	\$357,173	\$287,351	\$393,949	\$369,347	\$0
5021 - RETIREMENT & SOCIAL SECURITY	\$38,939	\$61,120	\$61,120	\$54,125	\$64,041	\$62,142	\$0
5022 - PERS RETIREMENT	\$41,824	\$53,241	\$53,241	\$51,624	\$59,577	\$59,577	\$0
5024 - RETIREMENT-UNFUNDED LIAB	\$36,643	\$68,749	\$68,749	\$68,749	\$72,527	\$72,527	\$0
5025 - RETIREE HEALTH BENEFITS	\$24,122	\$52,656	\$52,656	\$51,150	\$55,261	\$55,261	\$0

COUNTY OF INYO

BUD002A - BUDGET REQUESTS

RUNDATE: 06/30/2023 TODAY'S DATE: 08/31/2023

FOR FISCAL YEARS: 07/01/2021 - 06/30/24

	YTD ACTUALS 06/30/2022	BOARD APPROVED 06/30/2023	WORKING BUDGET 06/30/2023	YTD ACTUALS 06/30/2023	DEPT REQUESTED 06/30/2024	CAO RECOMM 06/30/2024	BOARD APPROVED 06/30/2024
5031 - MEDICAL INSURANCE	\$61,625	\$80,838	\$68,900	\$63,842	\$96,997	\$96,997	\$0
5032 - DISABILITY INSURANCE	\$5,561	\$8,699	\$8,699	\$6,639	\$7,470	\$7,250	\$0
5043 - OTHER BENEFITS	\$8,399	\$9,869	\$21,807	\$21,247	\$11,030	\$11,030	\$0
SALARIES & BENEFITS	\$730,450	\$1,116,292	\$1,116,292	\$1,014,487	\$1,187,194	\$1,160,473	\$0
5122 - CELL PHONES	\$4,229	\$4,543	\$4,543	\$4,535	\$5,033	\$5,033	\$0
5131 - FOOD & HOUSEHOLD SUPPLIES	\$156,760	\$267,839	\$270,110	\$237,473	\$305,000	\$279,000	\$0
5232 - OFFICE & OTHER EQUIP < \$5,000	\$409	\$15,659	\$15,659	\$250	\$2,750	\$2,750	\$0
5260 - HEALTH - EMPLOYEE PHYSICALS	\$444	\$1,000	\$1,000	\$573	\$1,000	\$1,000	\$0
5263 - ADVERTISING	\$0	\$2,500	\$2,500	\$1,298	\$6,500	\$6,500	\$0
5265 - PROFESSIONAL & SPECIAL SERVICE	\$43,774	\$133,170	\$142,085	\$54,305	\$408,025	\$408,025	\$0
5291 - OFFICE, SPACE & SITE RENTAL	\$2,257	\$2,049	\$2,049	\$3,921	\$2,699	\$2,699	\$0
5311 - GENERAL OPERATING EXPENSE	\$21,835	\$66,204	\$66,037	\$36,252	\$34,520	\$34,520	\$0
5326 - LATE FEES & FINANCE CHARGES	\$4	\$0	\$1	\$14	\$0	\$0	\$0
5331 - TRAVEL EXPENSE	\$3,220	\$5,300	\$5,300	\$5,854	\$3,638	\$3,638	\$0
5351 - UTILITIES	\$31,057	\$51,000	\$51,000	\$49,171	\$51,000	\$51,000	\$0
SERVICES & SUPPLIES	\$263,994	\$549,264	\$560,284	\$393,651	\$820,165	\$794,165	\$0
5121 - INTERNAL CHARGES	\$36,220	\$70,127	\$70,127	\$133,564	\$70,127	\$70,127	\$0
5123 - TECH REFRESH EXPENSE	\$0	\$12,728	\$12,728	\$12,728	\$16,418	\$16,418	\$0
5127 - MOBILE DEVICE MANAGEMENT-INTER	\$128	\$60	\$136	\$124	\$0	\$0	\$0
5128 - INTERNAL SHREDDING CHARGES	\$1,178	\$1,152	\$1,242	\$1,242	\$1,152	\$1,152	\$0
5129 - INTERNAL COPY CHARGES (NON-IS)	\$4,836	\$4,000	\$4,000	\$5,626	\$7,000	\$7,000	\$0
5152 - WORKERS COMPENSATION	\$8,944	\$13,472	\$13,472	\$13,472	\$21,250	\$21,250	\$0
5155 - PUBLIC LIABILITY INSURANCE	\$10,495	\$18,372	\$18,372	\$20,263	\$33,714	\$33,714	\$0
5315 - COUNTY COST PLAN	\$270,910	\$133,619	\$133,619	\$133,619	\$157,432	\$157,432	\$0
5333 - MOTOR POOL	\$29,059	\$51,700	\$51,700	\$63,543	\$51,700	\$51,700	\$0
INTERNAL CHARGES	\$361,773	\$305,230	\$305,396	\$384,182	\$358,793	\$358,793	\$0
5501 - SUPPORT & CARE OF PERSONS	\$0	\$0	\$0	\$0	\$84,526	\$84,526	\$0
5539 - OTHER AGENCY CONTRIBUTIONS	\$178,234	\$350,498	\$350,498	\$223,512	\$442,562	\$442,562	\$0
OTHER CHARGES	\$178,234	\$350,498	\$350,498	\$223,512	\$527,088	\$527,088	\$0
5640 - STRUCTURES & IMPROVEMENTS	\$0	\$0	\$0	\$0	\$25,000	\$25,000	\$0
5650 - EQUIPMENT	\$0	\$0	\$37,115	\$0	\$58,607	\$58,607	\$0
5700 - CONSTRUCTION IN PROGRESS	\$0	\$0	\$37,885	\$37,884	\$42,789	\$42,789	\$0

COUNTY OF INYO

BUD002A - BUDGET REQUESTS

RUNDATE: 06/30/2023 TODAY'S DATE: 08/31/2023

FOR FISCAL YEARS: 07/01/2021 - 06/30/24

	YTD ACTUALS 06/30/2022	BOARD APPROVED 06/30/2023	WORKING BUDGET 06/30/2023	YTD ACTUALS 06/30/2023	DEPT REQUESTED 06/30/2024	CAO RECOMM 06/30/2024	BOARD APPROVED 06/30/2024
FIXED ASSETS	\$0	\$0	\$75,000	\$37,884	\$126,396	\$126,396	\$0
5801 - OPERATING TRANSFERS OUT	\$0	\$80,000	\$80,000	\$80,606	\$120,000	\$120,000	\$0
OTHER FINANCING USES	\$0	\$80,000	\$80,000	\$80,606	\$120,000	\$120,000	\$0
TOTAL EXPENSES:	<u>\$1,534,451</u>	<u>\$2,401,284</u>	<u>\$2,487,470</u>	<u>\$2,134,323</u>	<u>\$3,139,636</u>	<u>\$3,086,915</u>	<u>\$0</u>
BUDGET UNIT: 683000 ESAAA	\$63,344	\$512,566	\$501,380	\$224,537	(\$443,811)	(\$390,790)	\$0

ELC-2 ENHANCED LAB CAPACITY 610390

DEPARTMENTAL FUNCTIONS

This is a federally funded program through the Coronavirus Response and Relief Supplemental Appropriations Act, administered by the California Department of Public Health, with goals of additional critical support as we continue to address COVID-19 within our communities through response and recovery. Since 2020 our Inyo County Health & Human Services, Public Health COVID-19 Response Program was part of a coordinated effort to ensure equitable access and support through community testing, dedicated case investigation and contract tracing, county-wide surveillance, containment guidance, and mitigation direction. As part of this funding support extended through June 2024, allowable use of funds and efforts include additional term-limited personnel, supplies, equipment, and subcontracts.

MAJOR ACCOMPLISHMENTS IN FISCAL YEAR 2022-2023

- **Workforce Capacity:** A priority of the ELC grants was to hire several individuals to fill part-time and full-time, term-limited positions to create dedicated Local Health Jurisdiction (LHJ) staff to oversee and manage COVID-19 response and recovery efforts, allowing re-directed HHS staff to return to their roles and responsibilities. These positions included: a COVID-19 Grants & Program Manager, a COVID-19 Response Coordinator, two bilingual COVID-19 Response Specialists, a Prevention Specialist, an LVN/RN/PHN (Infection Preventionist), an Administrative Analyst, and a Disaster Program Manager. Several of these positions have been transitioned to full-time permanent roles--including the Infection Preventionist RN, Administrative Analyst, and Disaster Program Manager--and the remaining position terms were ended on June 30, 2023 after 2.5 years of hard work and dedication from the COVID-19 Program Manager, Coordinator, and Bi-lingual Response Specialists. The tasks and responsibilities from these roles were transitioned to full-time public health staff on an as-needed basis.
- **Extend Epidemiological Surveillance and Reporting:** Inyo County onboarded a contract Epidemiology organization in 2021 with Stantec (previously Cardno ChemRisk) to interpret available health and demographic data to strategically inform leadership and management on how to address COVID-19 outbreaks and other disease transmission trends. With the added support of experts, a stronger coordinated response and recovery effort with local, regional, and state public health and health care professionals has been possible thanks to information on disease trends. Inyo County Public Health will continue to work with Stantec as the team reviews and prepares for future disease outbreaks and pandemics.
- **Continue Coordination and Engagement with Partners:** The Public Health & Prevention programs will continue to utilize and build-off of the relationships strengthened with community-based partners during pandemic response efforts to continue to ensure local capacity for equitable access to health care services throughout our community. These community-based partners include but are not limited to hospitals (NIHD and SIHD), rural health centers, Indian health centers, EMS agencies, pharmacies, and private providers. To date, 69.9% of the eligible Inyo County population have been fully vaccinated and an additional 8.9% has received at least one dose, via mass vaccination events or regularly available vaccine clinics offered by several health care providers and pharmacies in Inyo County.

GOALS FOR FISCAL YEAR 2023-2024

- **Transition COVID-19 recovery activities throughout Inyo County into established Public Health and Prevention programming via cohesive vaccine distribution and other communicable mitigation measures, while supporting health care providers navigate on-going transmission within our community.**

- Provide technical assistance and support to local agencies, businesses, and event coordinators to assist with recovery, including accurate and timely public information as needed.
- Further advance the brand awareness, interest, and trust for Public Health and Prevention programming, and other Health & Human Services through ELC response and recovery efforts, including continued epidemiological analysis for identified communicable diseases.

DEPARTMENTAL BUDGET REQUEST FOR FISCAL YEAR 2023-2024

The Department's Fiscal Year 2023-2024 Requested Budget represents an overall decrease of \$486,696 in expenditures, and a decrease of \$486,696 in revenues, when compared to the Fiscal Year 2022-2023 Board Approved Budget. As a result, the Requested Net County Cost is increased by \$0.

Personnel Costs decreased by \$557,247 compared to the Fiscal Year 2022-2023 Board Approved Budget, due to time limited have left and current staff are covering response and recovery needs.

Revenues

4552 (FEDERAL OTHER) decreased by \$486,696: Decrease in expenses due to response and recovery needs.

Personnel

The Department's Requested Budget represents a decrease in the number of fulltime equivalent (FTE) positions that are supported by this budget.

There is an 8.08 decrease in FTE. COVID Response staff have left their positions and we have not filled vacancies due the end of the Public Health Emergency. See HHS Shift table for personnel spreads between the 23 budgets.

Services & Supplies

5122 (CELL PHONES) decreased by \$2,940: Decrease in expenses due to change in response and recovery activities; **5232** (OFFICE & OTHER EQUIP < \$5,000) increased by \$63,000: Purchase of vending machines to provide Public Health supplies in outlying communities; **5263** (ADVERTISING) decreased by \$15,000: Decrease in expenses due to change in response and recovery activities; **5265** (PROFESSIONAL & SPECIAL SERVICE) increased by \$90,698: Increase in epidemiology contract to complete data for health equity plan; **5291** (OFFICE, SPACE & SITE RENTAL) decreased by \$69,506: Decrease in expenses due to change in response and recovery activities; **5331** (TRAVEL EXPENSE) decreased by \$3,000: Decrease in expenses due to change in response and recovery activities.

Support & Care of Persons

(There are no changes in this object category from the previous fiscal year.)

Fixed Assets

(There are no changes in this object category from the previous fiscal year.)

FISCAL YEAR 2023-2024 REDUCTION IMPACTS TO BASE BUDGET

None. This is a time-limited budget originally slated to end in June 2023, but has been extended through June 2024.

FISCAL YEAR 2023-2024 STATE/FEDERAL FUNDING SUMMARY

This is federal funding allocated specific to the current pandemic response and recovery efforts.

FISCAL YEAR 2023-2024 REGULATORY COMPLIANCE SUMMARY

None.

MAJOR POLICY CONSIDERATIONS BEING REQUESTED

None.

COUNTY OF INYO

BUD002A - BUDGET REQUESTS

RUNDATE: 06/30/2023 TODAY'S DATE: 08/31/2023

FOR FISCAL YEARS: 07/01/2021 - 06/30/24

	YTD ACTUALS 06/30/2022	BOARD APPROVED 06/30/2023	WORKING BUDGET 06/30/2023	YTD ACTUALS 06/30/2023	DEPT REQUESTED 06/30/2024	CAO RECOMM 06/30/2024	BOARD APPROVED 06/30/2024
BUDGET UNIT: 610390 ELC-2 ENHANCED LAB CAPICITY							
FUND: 6203 ELC-2 ENHANCED LAB CAPICITY							
REVENUES:							
4301 - INTEREST FROM TREASURY	\$1,147	\$0	\$0	(\$3,122)	\$0	\$0	\$0
REV USE OF MONEY & PROPERTY	\$1,147	\$0	\$0	(\$3,122)	\$0	\$0	\$0
4552 - FEDERAL OTHER	\$0	\$1,130,135	\$1,130,135	\$653,228	\$643,439	\$643,439	\$0
AID FROM OTHER GOVT AGENCIES	\$0	\$1,130,135	\$1,130,135	\$653,228	\$643,439	\$643,439	\$0
TOTAL REVENUES:	\$1,147	\$1,130,135	\$1,130,135	\$650,106	\$643,439	\$643,439	\$0
EXPENSES:							
5001 - SALARIED EMPLOYEES	\$341,321	\$498,149	\$498,149	\$279,081	\$134,319	\$134,319	\$0
5002 - CONTRACT EMPLOYEES	\$21,572	\$0	\$0	(\$0)	\$0	\$0	\$0
5003 - OVERTIME	\$11,075	\$0	\$0	\$50	\$0	\$0	\$0
5004 - STANDBY TIME	\$7,755	\$0	\$0	\$0	\$0	\$0	\$0
5005 - HOLIDAY OVERTIME	\$387	\$0	\$0	\$0	\$0	\$0	\$0
5012 - PART TIME EMPLOYEES	\$85,946	\$81,451	\$81,451	\$68,950	\$0	\$0	\$0
5021 - RETIREMENT & SOCIAL SECURITY	\$36,729	\$44,289	\$44,289	\$27,363	\$10,409	\$10,409	\$0
5022 - PERS RETIREMENT	\$29,117	\$51,450	\$51,450	\$25,762	\$13,327	\$13,327	\$0
5031 - MEDICAL INSURANCE	\$42,884	\$54,914	\$54,914	\$45,703	\$32,023	\$32,023	\$0
5032 - DISABILITY INSURANCE	\$3,845	\$6,254	\$6,254	\$2,690	\$1,215	\$1,215	\$0
5043 - OTHER BENEFITS	\$20,958	\$12,516	\$12,516	\$15,108	\$483	\$483	\$0
SALARIES & BENEFITS	\$601,594	\$749,023	\$749,023	\$464,711	\$191,776	\$191,776	\$0
5122 - CELL PHONES	\$2,461	\$2,940	\$2,940	\$1,978	\$0	\$0	\$0
5232 - OFFICE & OTHER EQUIP < \$5,000	\$3,835	\$0	\$0	\$0	\$63,000	\$63,000	\$0
5260 - HEALTH - EMPLOYEE PHYSICALS	\$632	\$0	\$0	\$0	\$0	\$0	\$0
5263 - ADVERTISING	\$10,616	\$20,000	\$20,000	\$1,332	\$5,000	\$5,000	\$0
5265 - PROFESSIONAL & SPECIAL SERVICE	\$102,038	\$225,785	\$228,483	\$75,102	\$316,483	\$316,483	\$0
5291 - OFFICE, SPACE & SITE RENTAL	\$60,415	\$71,365	\$71,365	\$38,763	\$1,859	\$1,859	\$0
5311 - GENERAL OPERATING EXPENSE	\$8,943	\$6,000	\$6,000	\$1,190	\$6,000	\$6,000	\$0
5331 - TRAVEL EXPENSE	\$5,371	\$5,000	\$5,000	\$3,266	\$2,000	\$2,000	\$0
5351 - UTILITIES	\$0	\$100	\$100	\$21	\$100	\$100	\$0
SERVICES & SUPPLIES	\$194,313	\$331,190	\$333,888	\$121,656	\$394,442	\$394,442	\$0

COUNTY OF INYO

BUD002A - BUDGET REQUESTS

RUNDATE: 06/30/2023 TODAY'S DATE: 08/31/2023

FOR FISCAL YEARS: 07/01/2021 - 06/30/24

	YTD ACTUALS 06/30/2022	BOARD APPROVED 06/30/2023	WORKING BUDGET 06/30/2023	YTD ACTUALS 06/30/2023	DEPT REQUESTED 06/30/2024	CAO RECOMM 06/30/2024	BOARD APPROVED 06/30/2024
5121 - INTERNAL CHARGES	\$57	\$12,500	\$12,500	\$7,215	\$5,000	\$5,000	\$0
5123 - TECH REFRESH EXPENSE	\$0	\$7,614	\$7,614	\$7,614	\$0	\$0	\$0
5127 - MOBILE DEVICE MANAGEMENT-INTER	\$107	\$47	\$63	\$58	\$0	\$0	\$0
5152 - WORKERS COMPENSATION	\$2,083	\$10,081	\$10,081	\$10,081	\$8,883	\$8,883	\$0
5155 - PUBLIC LIABILITY INSURANCE	\$3,437	\$16,114	\$16,114	\$16,114	\$17,148	\$17,148	\$0
5315 - COUNTY COST PLAN	\$0	\$3,066	\$3,066	\$3,066	\$25,190	\$25,190	\$0
5333 - MOTOR POOL	\$80	\$500	\$484	\$0	\$1,000	\$1,000	\$0
INTERNAL CHARGES	\$5,765	\$49,922	\$49,922	\$44,149	\$57,221	\$57,221	\$0
TOTAL EXPENSES:	\$801,673	\$1,130,135	\$1,132,833	\$630,517	\$643,439	\$643,439	\$0
BUDGET UNIT: 610390 ELC-2 ENHANCED LAB CAPICITY	(\$800,525)	\$0	(\$2,698)	\$19,589	\$0	\$0	\$0

FIRST FIVE COMMISSION

643000

DEPARTMENTAL FUNCTIONS

The Children and Families Commission (First 5 Inyo County) is funded by a 50-cent tobacco tax authorized through the passage of Proposition 10 in November 1998, to promote early health and development for children age 0 through age 5 and their families. Every county is required to have a First 5 Commission (with membership categories spelled out in the statute), whose responsibility is to oversee the use of funds consistent with the statute.

MAJOR ACCOMPLISHMENTS IN FISCAL YEAR 2022-2023

- **Perinatal Taskforce:** First 5 helps build the early childhood systems and supports needed to ensure Inyo County's young children are safe, healthy, and ready to succeed in school and life. First 5 convenes the Perinatal Taskforce to improve health outcomes of mothers and infants. The Taskforce increased knowledge of local resources available to support maternal mental health. First 5 also convenes the Child Abuse Prevention Council to ensure a safe and nurturing home environment for all children. First 5 staff coordinated April as Child Abuse Prevention Month, hosting a county wide initiative to Paint Inyo Blue every Friday throughout the month.
- **Resilient Families:** First 5 coordinates the Triple P Positive Parenting Program to help Inyo County families be resilient and raise happy, healthy, and thriving children. The Triple P Network is composed of nine programs with 12 staff collaborating on countywide initiatives. The Network trained 3 practitioners in 4 different Triple P levels and hosted the fifth annual Positive Parenting Awareness Month (PPAM) in January 2023. First 5 offered Triple P Levels 2 through 5 with 49 families participating in English and Spanish classes. Lastly, First 5 helps fund the FIRST (Families Intensive Response Strengthening Team) Wraparound program for families with children under 5 to receive intensive support.
- **Language And Literacy Development:** First 5 promotes language and literacy development by providing books to children. A total of 1,200 books were distributed through Reach Out and Read, a program where pediatricians prescribe reading to caregivers and give a book at each well child check. A total of 358 children have registered to receive books from Dolly Parton's Imagination Library, a book giving program that inspires a love of reading by putting books into the hands and hearts of children, sending the books each month to each child's home in the mail.
- **Home Visiting Program:** First 5 provides parenting education through home visits to 9 families through the You & Me Under Three - Home Visiting Program, increasing knowledge of early development and health of children. During 2022-2023 21 referrals were received for high-risk families experiencing two or more risk factors that have children ages zero to three. The top three reasons for referral were low income, parent with a mental health disorder, or substance use disorder.
- **Quality Counts Inyo:** First 5 coaches early learning and care sites in quality improvement to strengthen our local early learning and care system to support young children and their families. Five family childcare homes and one family-friendly and neighbor sites are participating in Quality Counts Inyo activities. First 5 partnered with Kern Regional Center to offer developmental screening training.

GOALS FOR FISCAL YEAR 2023-2024

- Convene systems building collaboratives to ensure young children are safe, healthy, and ready to succeed, such as Perinatal Taskforce, Child Abuse Prevention Council, and Triple P Network.

- Improve family resiliency through parent education using the Triple P Positive Parenting Program. Offer parenting classes in the community and jail, host the sixth annual Positive Parenting Awareness month in January 2024, and recruit new agencies and providers to implement Triple P programming.
- Promote children's optimal healthy development by improving parent's knowledge of child development and access to services through home visiting and developmental screenings and referrals. Identify opportunities to partner and expand home visiting so every child born in Inyo County receives care.
- Support continuous quality improvement of early learning and care programs to build a strong foundation of skills children need in school, work, and life. Provide coaching, recruit alternative sites, and promote Talk Read Sing.

DEPARTMENTAL BUDGET REQUEST FOR FISCAL YEAR 2023-2024

The Department's Fiscal Year 2023-2024 Requested Budget represents an overall decrease of \$36,483 in expenditures, and an increase of \$5,689 in revenues, when compared to the Fiscal Year 2022-2023 Board Approved Budget. As a result, the Requested Net County Cost is decreased by \$42,172.

Personnel Costs increased by \$34,359 compared to the Fiscal Year 2022-2023 Board Approved Budget, due to negotiated COLA and health insurance increase.

Revenues

4498 (STATE GRANTS) decreased by \$15,022: Projected decrease in tobacco tax based on FY22-23 allocations; **4499** (STATE OTHER) increased by \$20,711: Home Visiting Grant allocation increased (three-year grant with larger allocation for FY23-24).

Personnel

The Department's Requested Budget represents an increase in the number of fulltime equivalent (FTE) positions that are supported by this budget.

This includes a .20 FTE increase for FY23-24. HHS is adding a Human Services Supervisor position which will be paid 20% out of First 5. See HHS Shift table for personnel spreads between the 23 budgets.

Services & Supplies

5122 (CELL PHONES) decreased by \$179: Reduction in phone / tablet use; **5232** (OFFICE & OTHER EQUIP < \$5,000) increased by \$2,650: Requesting 10 tablets to provide online access for families and providers to ASQ; **5265** (PROFESSIONAL & SPECIAL SERVICE) decreased by \$110,451: Mini grant funding, IMPACT incentives to providers and home visiting facilitator ended in FY 22-23; **5291** (OFFICE, SPACE & SITE RENTAL) increased by \$635: Projected expenditures based on prior year trend; **5331** (TRAVEL EXPENSE) increased by \$6,526: Increase in new staff training and GSA per diem increases.

Support & Care of Persons

(There are no changes in this object category from the previous fiscal year.)

Fixed Assets

(There are no changes in this object category from the previous fiscal year.)

FISCAL YEAR 2023-2024 REDUCTION IMPACTS TO BASE BUDGET

None.

FISCAL YEAR 2023-2024 STATE/FEDERAL FUNDING SUMMARY

As State Tobacco Tax dollars have declined, the small county augmentation has helped maintain stable funding. However, the augmentation is now provided as an allocation that is claimed based on actual costs instead of a distribution. The Department continues to monitor these funds and state policy decisions as it relates to these funds and future considerations regarding the augmentation for small counties.

FISCAL YEAR 2023-2024 REGULATORY COMPLIANCE SUMMARY

This program is not a mandated program. The Health and Safety Code Sections 130100 and 130140 state that programs authorized under this Act shall be administered by the County Children and Families Commission and further, that any County that wishes to develop, adopt, promote and implement local programs consistent with the Act shall receive funding.

MAJOR POLICY CONSIDERATIONS BEING REQUESTED

The Department recommends adding one full time Home Visiting Supervisor at Range 70 to oversee the expansion of the home visiting program and to provide direct supervision to home visiting staff. This position will be paid 20% out of the First 5 budget.

COUNTY OF INYO

BUD002A - BUDGET REQUESTS

RUNDATE: 06/30/2023 TODAY'S DATE: 08/31/2023

FOR FISCAL YEARS: 07/01/2021 - 06/30/24

	YTD ACTUALS 06/30/2022	BOARD APPROVED 06/30/2023	WORKING BUDGET 06/30/2023	YTD ACTUALS 06/30/2023	DEPT REQUESTED 06/30/2024	CAO RECOMM 06/30/2024	BOARD APPROVED 06/30/2024
BUDGET UNIT: 643000 FIRST FIVE COMMISSION							
FUND: 6566 CHILDREN & FAMILIES COMMISSION							
REVENUES:							
4301 - INTEREST FROM TREASURY	\$2,207	\$1,500	\$1,500	\$6,514	\$1,500	\$1,500	\$0
REV USE OF MONEY & PROPERTY	\$2,207	\$1,500	\$1,500	\$6,514	\$1,500	\$1,500	\$0
4498 - STATE GRANTS	\$186,531	\$364,562	\$364,562	\$114,319	\$349,540	\$349,540	\$0
4499 - STATE OTHER	\$219,274	\$129,867	\$129,867	\$288,008	\$150,578	\$150,578	\$0
AID FROM OTHER GOVT AGENCIES	\$405,806	\$494,429	\$494,429	\$402,328	\$500,118	\$500,118	\$0
TOTAL REVENUES:	\$408,014	\$495,929	\$495,929	\$408,843	\$501,618	\$501,618	\$0
EXPENSES:							
5001 - SALARIED EMPLOYEES	\$191,943	\$193,475	\$184,070	\$181,532	\$211,326	\$211,326	\$0
5021 - RETIREMENT & SOCIAL SECURITY	\$15,490	\$15,814	\$15,814	\$14,292	\$16,318	\$16,318	\$0
5022 - PERS RETIREMENT	\$18,050	\$17,706	\$17,706	\$16,926	\$20,966	\$20,966	\$0
5024 - RETIREMENT-UNFUNDED LIAB	\$17,194	\$19,394	\$19,394	\$19,394	\$20,460	\$20,460	\$0
5031 - MEDICAL INSURANCE	\$35,079	\$27,139	\$33,983	\$35,099	\$50,115	\$50,115	\$0
5032 - DISABILITY INSURANCE	\$2,127	\$2,251	\$2,251	\$1,724	\$1,904	\$1,904	\$0
5043 - OTHER BENEFITS	\$16,468	\$10,951	\$13,512	\$10,168	\$0	\$0	\$0
5045 - COMPENSATED ABSENCE EXPENSE	\$594	\$0	\$0	\$0	\$0	\$0	\$0
SALARIES & BENEFITS	\$296,948	\$286,730	\$286,730	\$279,137	\$321,089	\$321,089	\$0
5122 - CELL PHONES	\$975	\$1,649	\$1,649	\$1,351	\$1,470	\$1,470	\$0
5232 - OFFICE & OTHER EQUIP < \$5,000	\$0	\$0	\$0	\$0	\$2,650	\$2,650	\$0
5260 - HEALTH - EMPLOYEE PHYSICALS	\$0	\$0	\$50	\$24	\$0	\$0	\$0
5263 - ADVERTISING	\$3,947	\$5,000	\$5,000	\$464	\$5,000	\$5,000	\$0
5265 - PROFESSIONAL & SPECIAL SERVICE	\$92,347	\$183,244	\$203,182	\$97,082	\$72,793	\$72,793	\$0
5291 - OFFICE, SPACE & SITE RENTAL	\$8,401	\$7,069	\$7,069	\$7,182	\$7,704	\$7,704	\$0
5311 - GENERAL OPERATING EXPENSE	\$27,337	\$42,800	\$42,637	\$21,178	\$42,800	\$42,800	\$0
5331 - TRAVEL EXPENSE	\$8,836	\$6,146	\$10,346	\$12,690	\$12,672	\$12,672	\$0
5351 - UTILITIES	\$30	\$1,000	\$1,000	\$18	\$1,000	\$1,000	\$0
SERVICES & SUPPLIES	\$141,876	\$246,908	\$270,933	\$139,993	\$146,089	\$146,089	\$0
5121 - INTERNAL CHARGES	\$4,632	\$5,800	\$5,800	\$5,996	\$5,800	\$5,800	\$0
5123 - TECH REFRESH EXPENSE	\$4,305	\$2,176	\$2,176	\$2,176	\$2,239	\$2,239	\$0

COUNTY OF INYO

BUD002A - BUDGET REQUESTS

RUNDATE: 06/30/2023 TODAY'S DATE: 08/31/2023

FOR FISCAL YEARS: 07/01/2021 - 06/30/24

	YTD ACTUALS 06/30/2022	BOARD APPROVED 06/30/2023	WORKING BUDGET 06/30/2023	YTD ACTUALS 06/30/2023	DEPT REQUESTED 06/30/2024	CAO RECOMM 06/30/2024	BOARD APPROVED 06/30/2024
5127 - MOBILE DEVICE MANAGEMENT-INTER	\$28	\$7	\$20	\$9	\$0	\$0	\$0
5129 - INTERNAL COPY CHARGES (NON-IS)	\$1,748	\$1,000	\$1,100	\$1,511	\$3,000	\$3,000	\$0
5152 - WORKERS COMPENSATION	\$2,178	\$3,585	\$3,585	\$3,585	\$4,613	\$4,613	\$0
5155 - PUBLIC LIABILITY INSURANCE	\$3,390	\$5,731	\$5,731	\$5,731	\$8,904	\$8,904	\$0
5315 - COUNTY COST PLAN	\$14,617	\$3,125	\$3,125	\$3,125	\$26,845	\$26,845	\$0
5333 - MOTOR POOL	\$2,058	\$3,500	\$3,500	\$5,156	\$3,500	\$3,500	\$0
INTERNAL CHARGES	\$32,957	\$24,924	\$25,037	\$27,290	\$54,901	\$54,901	\$0
5539 - OTHER AGENCY CONTRIBUTIONS	\$25,283	\$68,000	\$68,000	\$69,507	\$68,000	\$68,000	\$0
OTHER CHARGES	\$25,283	\$68,000	\$68,000	\$69,507	\$68,000	\$68,000	\$0
TOTAL EXPENSES:	<u>\$497,065</u>	<u>\$626,562</u>	<u>\$650,700</u>	<u>\$515,928</u>	<u>\$590,079</u>	<u>\$590,079</u>	<u>\$0</u>
BUDGET UNIT: 643000 FIRST FIVE COMMISSION	(\$89,051)	(\$130,633)	(\$154,771)	(\$107,085)	(\$88,461)	(\$88,461)	\$0

FIRST PROGRAM

055801

DEPARTMENTAL FUNCTIONS

Families Intensive Response Strengthening Team (FIRST) is a voluntary, intensive, family driven, strengths-based, planning process that uses the Wraparound approach. FIRST program follows the ten guiding principles of Wraparound including: family centered voice and choice, a team approach, use of natural supports, collaborative efforts, community-based services, a culturally responsive and respectful focus, an individualized approach, and a strengths-based lens, that is persistent and informed by outcomes. A small team works with the families of children/youth who have been identified as at risk of out of home placement through CPS, Probation, Schools, or Behavioral Health. The team predominantly works with families that have identified as needing substantial support in multiple areas of challenge, but a family can come to FIRST voluntarily or through system involvement thanks to our diverse braided funding. Families are often referred to the FIRST program through Student Attendance Review Board, Behavioral Health, Probation, CPS, area schools and other local agencies - often with referrals coming from multiple service partners at the same time. The FIRST team works with families to set and accomplish goals that strengthen the entire family as a unit. The vision of the FIRST team is keeping our children and youth in our community. The FIRST Team mission is teaming with families to persistently build upon family strengths and natural supports in an individualized, culturally respectful manner within the context of community, encouraging family voice and choice in meeting goals.

MAJOR ACCOMPLISHMENTS IN FISCAL YEAR 2022-2023

- The FIRST team worked through orientation and assessment with 20 families for up to 2 months, and engaged in committed long-term services with twelve families comprised of 32 children and 18 adults during FY 2021-22. The FIRST team also worked with 3 families (comprised of 4 adults and 10 kids) that had previously graduated the FIRST program and needed shorter periods of "tune up" support this year as well. The FIRST team served multiple families in the Independence and Lone Pine area. These areas have been historically underserved and overlooked.
- Continued to offer families Triple P Parenting, Raising Emotionally Healthy Children, and coping skills psychoeducation while continuing to be a support for other programs including: Child and Adolescents Needs and Strengths (CANS) assessments with CPS, and gathering intake assessment information for the Behavioral Health Child & Family team. Also, members participated in HHS Trauma Informed Care Initiative that is planning departmentwide staff training in trauma-informed approaches to promote client resiliency and to increase staff wellbeing along with Inyo County Probation, Owens Valley Career Development Center and Bishop Indian Head Start.
- Continued to be a part of the Aging and Social Services 24 -hour on-call rotation team. Continued to be the primary contact for the Family Urgent Response System (FURS) team. The FURS team took the first calls this year and were able to support the families in need.
- The FIRST team was able to intervene with law-enforcement during an eviction event and helped relocate a family with all of their pets, helping to minimize trauma from the event.
- The FIRST team was able to collaborate with Bishop, Big Pine, Independence and Lone Pine schools. We were also able to collaborate with Inyo and Mono County CPS, Inyo Probation, Inyo County Behavioral Health, Toiyabe Family Services, Wild Iris, Owens Valley Career Development Center, Inyo County Superintendent of Schools, and Kern Regional Center. The FIRST team has been an active member of the Student Attendance Review Board and has been able to help problem solve and advocate for family input.

GOALS FOR FISCAL YEAR 2023-2024

- Continue to use trauma informed practices to teach parents and children ways to self-regulate. Effectively collaborate with local and county partners to promote and build off this strength so that we are all "speaking the same language" to strengthen our families and communities.
- Continue to collaborate with local tribal communities to ensure strong relationships and shared cultural respect. Work together and find ways that we can regularly train together and collaborate to strengthen our families and community.
- Identify a regular partner who is a Spanish speaker so that we can more effectively serve Spanish speaking families.
- Continue to provide Triple P Parenting to families that will benefit from the program.
- Continue to collaborate with local schools to identify those children and families that have struggled with returning to school due to the trauma of the COVID Pandemic and other traumatic events. Team with other partners and families to think "outside of the box" to find a solution to this urgent problem using the Wraparound philosophy of family voice and choice.

DEPARTMENTAL BUDGET REQUEST FOR FISCAL YEAR 2023-2024

The Department's Fiscal Year 2023-2024 Requested Budget represents an overall decrease of \$50,192 in expenditures, and a decrease of \$50,192 in revenues, when compared to the Fiscal Year 2022-2023 Board Approved Budget. As a result, the Requested Net County Cost is increased by \$0.

Personnel Costs decreased by \$49,287 compared to the Fiscal Year 2022-2023 Board Approved Budget, due to negotiated COLA and benefit increases.

Revenues

4460 (REALIGNMENT - 2011) increased by \$116,123: Using protective services realignment in place of MHSA; **4498** (STATE GRANTS) decreased by \$117,691: Using protective services realignment in place of MHSA; **4722** (FEDERAL MEDICARE MEDICAID) decreased by \$45,000: Projected revenue based on prior year trends; **4998** (OPERATING TRANSFERS IN) decreased by \$3,624: Projected revenue based on prior year trends.

Personnel

The Department's Requested Budget represents no change in the number of fulltime equivalent (FTE) positions that are supported by this budget.

See HHS Shift table for personnel spreads between the 23 budgets.

Services & Supplies

5122 (CELL PHONES) increased by \$523: Projected expenditures based on prior year trends; **5232** (OFFICE & OTHER EQUIP < \$5,000) decreased by \$2,500: No new equipment needs are projected in this fiscal year; **5265** (PROFESSIONAL & SPECIAL SERVICE) increased by \$22: Projected expenditures based on prior year trends; **5291** (OFFICE, SPACE & SITE RENTAL) increased by \$315: Projected rent increases due to increased square footage at the Bishop consolidated building; **5311** (GENERAL OPERATING EXPENSE) increased by \$1,000: Projected expenditures based on projected client needs; **5331** (TRAVEL EXPENSE) increased by \$2,624: Increase due to new training opportunity for the team; **5351** (UTILITIES) decreased by \$400: Projected expenditures based on prior year trends.

Support & Care of Persons

(There are no changes in this object category from the previous fiscal year.)

Fixed Assets

(There are no changes in this object category from the previous fiscal year.)

FISCAL YEAR 2023-2024 REDUCTION IMPACTS TO BASE BUDGET

None.

FISCAL YEAR 2023-2024 STATE/FEDERAL FUNDING SUMMARY

State foster care funding is utilized for families who meet traditional eligibility criteria and the department blends funding from other state funding streams to expand services to other at-risk families. The blending of funding from multiple HHS budgets helps provide some protection from unanticipated reductions in one or more of those budgets. The one funding source that previously contributed a significant portion of funding is the Mental Health Services Act (MHSA), which the department continues to monitor. In FY 2021-22, FIRST began to bill MediCal when appropriate, which helps to offset program costs.

FISCAL YEAR 2023-2024 REGULATORY COMPLIANCE SUMMARY

This is primarily a voluntary program supported by research as a best practice approach to supporting outcomes and resulting in long-term savings by diverting children from higher cost placements. The FURS response portion is a state mandate requiring 24/7 in-person response to support current and former foster children/youth in maintaining placements. FIRST is providing the primary response for these calls during normal business hours and is in the on-call rotation that is assigned to respond after hours when needed.

MAJOR POLICY CONSIDERATIONS BEING REQUESTED

The Department recommends reclassifying the HHS Specialist I-IV career ladder series in order to better align duties and to improve recruitments, as follows: delete the HHS Specialist I classification, as this classification is no longer used in favor of the Peer Support Specialist and Parent Partner classifications; reclassify the HHS Specialist II to HHS Specialist (no career-ladder); reclassify the HHS Specialist III at Range 57 and HHS Specialist IV at Range 60 to Case Manager I at Range 60 and Case manager II at Range 63. The Department uses HHS Specialist III/IV positions for case management and on-call crisis response support in several programs and has experienced significant challenges in recruiting qualified applicants for these positions. The proposed reclassification will allow the department to advertise a more specific job description for the more specialized positions and will allow the salaries to be more appropriately aligned to the Rehabilitation Specialist and Prevention Specialist classifications.

COUNTY OF INYO

BUD002A - BUDGET REQUESTS

RUNDATE: 06/30/2023 TODAY'S DATE: 08/31/2023

FOR FISCAL YEARS: 07/01/2021 - 06/30/24

	YTD ACTUALS 06/30/2022	BOARD APPROVED 06/30/2023	WORKING BUDGET 06/30/2023	YTD ACTUALS 06/30/2023	DEPT REQUESTED 06/30/2024	CAO RECOMM 06/30/2024	BOARD APPROVED 06/30/2024
BUDGET UNIT: 055801 FIRST PROGRAM							
FUND: 0009 FIRST PROGRAM							
REVENUES:							
4460 - REALIGNMENT - 2011	\$36,808	\$44,046	\$44,046	\$0	\$160,169	\$160,169	\$0
4498 - STATE GRANTS	\$136,141	\$117,691	\$117,691	\$125,043	\$0	\$0	\$0
4501 - FEDERAL PUBLIC ASSISTANCE ADMN	\$0	\$10,815	\$10,815	\$0	\$10,815	\$10,815	\$0
4599 - OTHER AGENCIES	\$25,283	\$68,000	\$68,000	\$69,507	\$68,000	\$68,000	\$0
AID FROM OTHER GOVT AGENCIES	\$198,233	\$240,552	\$240,552	\$194,551	\$238,984	\$238,984	\$0
4722 - FEDERAL MEDICARE MEDICAID	\$88,814	\$120,000	\$120,000	\$22,442	\$75,000	\$75,000	\$0
CHARGES FOR CURRENT SERVICES	\$88,814	\$120,000	\$120,000	\$22,442	\$75,000	\$75,000	\$0
4998 - OPERATING TRANSFERS IN	\$176,339	\$217,612	\$217,612	\$126,157	\$213,988	\$213,988	\$0
OTHER FINANCING SOURCES	\$176,339	\$217,612	\$217,612	\$126,157	\$213,988	\$213,988	\$0
TOTAL REVENUES:	\$463,387	\$578,164	\$578,164	\$343,150	\$527,972	\$527,972	\$0
EXPENSES:							
5001 - SALARIED EMPLOYEES	\$212,895	\$279,549	\$279,549	\$129,418	\$253,379	\$253,379	\$0
5021 - RETIREMENT & SOCIAL SECURITY	\$15,815	\$21,626	\$21,626	\$9,630	\$19,561	\$19,561	\$0
5022 - PERS RETIREMENT	\$30,683	\$38,807	\$38,807	\$20,297	\$32,748	\$32,748	\$0
5024 - RETIREMENT-UNFUNDED LIAB	\$59,293	\$66,876	\$66,876	\$66,876	\$70,552	\$70,552	\$0
5031 - MEDICAL INSURANCE	\$41,653	\$76,882	\$76,620	\$24,574	\$59,007	\$59,007	\$0
5032 - DISABILITY INSURANCE	\$2,333	\$3,077	\$3,077	\$1,214	\$2,283	\$2,283	\$0
5043 - OTHER BENEFITS	\$0	\$0	\$262	\$302	\$0	\$0	\$0
SALARIES & BENEFITS	\$362,674	\$486,817	\$486,817	\$252,314	\$437,530	\$437,530	\$0
5122 - CELL PHONES	\$2,634	\$2,355	\$2,355	\$1,999	\$2,878	\$2,878	\$0
5131 - FOOD & HOUSEHOLD SUPPLIES	\$107	\$0	\$0	\$39	\$0	\$0	\$0
5232 - OFFICE & OTHER EQUIP < \$5,000	\$0	\$2,500	\$2,500	\$0	\$0	\$0	\$0
5265 - PROFESSIONAL & SPECIAL SERVICE	\$274	\$696	\$696	\$563	\$718	\$718	\$0
5291 - OFFICE, SPACE & SITE RENTAL	\$3,465	\$8,431	\$8,431	\$8,612	\$8,746	\$8,746	\$0
5311 - GENERAL OPERATING EXPENSE	\$2,606	\$5,000	\$4,983	\$2,888	\$6,000	\$6,000	\$0
5331 - TRAVEL EXPENSE	\$2,875	\$2,550	\$2,550	\$144	\$5,174	\$5,174	\$0
5351 - UTILITIES	\$93	\$500	\$500	\$26	\$100	\$100	\$0

COUNTY OF INYO

BUD002A - BUDGET REQUESTS

RUNDATE: 06/30/2023 TODAY'S DATE: 08/31/2023

FOR FISCAL YEARS: 07/01/2021 - 06/30/24

	YTD ACTUALS 06/30/2022	BOARD APPROVED 06/30/2023	WORKING BUDGET 06/30/2023	YTD ACTUALS 06/30/2023	DEPT REQUESTED 06/30/2024	CAO RECOMM 06/30/2024	BOARD APPROVED 06/30/2024
SERVICES & SUPPLIES	\$12,057	\$22,032	\$22,015	\$14,273	\$23,616	\$23,616	\$0
5121 - INTERNAL CHARGES	\$1,792	\$1,800	\$1,800	\$8,139	\$5,000	\$5,000	\$0
5123 - TECH REFRESH EXPENSE	\$5,381	\$4,351	\$4,351	\$4,351	\$4,478	\$4,478	\$0
5127 - MOBILE DEVICE MANAGEMENT-INTER	\$83	\$33	\$50	\$45	\$0	\$0	\$0
5129 - INTERNAL COPY CHARGES (NON-IS)	\$770	\$1,000	\$1,000	\$2,517	\$2,200	\$2,200	\$0
5152 - WORKERS COMPENSATION	\$3,164	\$4,157	\$4,157	\$4,157	\$3,222	\$3,222	\$0
5155 - PUBLIC LIABILITY INSURANCE	\$4,924	\$7,529	\$7,529	\$7,529	\$5,339	\$5,339	\$0
5315 - COUNTY COST PLAN	\$60,040	\$39,445	\$39,445	\$39,445	\$35,587	\$35,587	\$0
5333 - MOTOR POOL	\$11,847	\$8,500	\$8,500	\$8,388	\$8,500	\$8,500	\$0
INTERNAL CHARGES	\$88,003	\$66,815	\$66,832	\$74,573	\$64,326	\$64,326	\$0
5501 - SUPPORT & CARE OF PERSONS	\$579	\$2,500	\$2,500	\$2,023	\$2,500	\$2,500	\$0
OTHER CHARGES	\$579	\$2,500	\$2,500	\$2,023	\$2,500	\$2,500	\$0
TOTAL EXPENSES:	\$463,315	\$578,164	\$578,164	\$343,184	\$527,972	\$527,972	\$0
BUDGET UNIT: 055801 FIRST PROGRAM	\$72	\$0	\$0	(\$34)	\$0	\$0	\$0

FOSTER CARE - GENERAL

056400

DEPARTMENTAL FUNCTIONS

This budget provides financial assistance to people caring for children who have been removed from their family homes by the courts, thus entering the foster care system with oversight by either Juvenile Probation or Child Welfare Services. With State approval of our local plan, these funds also are allowed to provide Wraparound child and family services designed to prevent a higher-level placement or reduce the duration or level of placement. These services are provided through the FIRST program, as needed, and accomplishments and goals are captured under that budget.

MAJOR ACCOMPLISHMENTS IN FISCAL YEAR 2022-2023

- Actively ensured that all efforts were made to link a child's foster care eligibility to Federal requirements, thereby maximizing the draw-down of federal dollars. In the absence of federal dollars, foster care costs are reimbursed 40% with Social Services realignment 2011 and 60% Social Services realignment 1991. These efforts result in an average of 80-90% of regular foster care cases (not including Wraparound [FIRST]) having a federal linkage applied.
- Ensured continued foster care eligibility assessment for both probation and child welfare cases.
- Caseload as of March 2023: twenty-three (23) Child Welfare-placed cases, of which eighteen (18) are federally linked and five (5) are state funded; nine (9) Kin Gap cases (legal guardianship with relatives), seven (7) are federally linked and two (2) state funded; fifteen (15) Adoption Assistance cases, all federally linked; three (3) Non-Related Legal Guardian case; and three (3) Emergency Assistance-funded cases that are pending Resource Family Approval. This is an increase of 7 out-of-home placements from the prior point-in-time count.

GOALS FOR FISCAL YEAR 2023-2024

- Implement and stay current with all new program requirements mandated by the State and Federal governments, ensuring federal linkage to increase funding to the fullest extent possible.
- Utilizing our reporting system, eXemplar, ensure timeliness of eligibility determination and processing in 100% of our Foster Care cases.
- Coordinate with Child Welfare staff in implementing the Level of Care Protocol (LOCP) which is a strengths-based approach for determining Board and Care rates. The protocol matches the individual care and supervision needs of foster children with a resource parents' level of support.
- Continue to develop written protocols addressing case determination procedures; and coordination with both Juvenile Probation and Child Welfare staff in gathering information to make accurate and timely determination.

DEPARTMENTAL BUDGET REQUEST FOR FISCAL YEAR 2023-2024

The Department's Fiscal Year 2023-2024 Requested Budget represents an overall increase of \$200,000 in expenditures, and an increase of \$200,000 in revenues, when compared to the Fiscal Year 2022-2023 Board Approved Budget. As a result, the Requested Net County Cost is increased by \$0.

We have seen an increase in eligible foster care children and have increased our budget by \$200,000.

Personnel Costs did not change compared to the Fiscal Year 2022-2023 Board Approved Budget.

Revenues

4420 (SOCIAL SERVICE REALIGNMENT) increased by \$57,152: There has been an increase in caseload and foster payments in FY22-23, resulting in a higher budget for FY23-24; **4460** (REALIGNMENT - 2011) increased by \$22,848: There has been an increase in caseload and foster payments in FY22-23, resulting in a higher budget for FY23-24; **4512** (FEDERAL FOSTER CARE) increased by \$120,000: There has been an increase in caseload and foster payments in FY22-23, resulting in a higher budget for FY23-24.

Personnel

The Department's Requested Budget represents no change in the number of fulltime equivalent (FTE) positions that are supported by this budget.

See HHS Shift Table.

Services & Supplies

(There are no changes in this object category from the previous fiscal year.)

Support & Care of Persons

5501 (SUPPORT & CARE OF PERSONS) increased by \$200,000: There has been an increase in caseload and foster payments in FY22-23, resulting in a higher budget for FY23-24.

Fixed Assets

(There are no changes in this object category from the previous fiscal year.)

FISCAL YEAR 2023-2024 REDUCTION IMPACTS TO BASE BUDGET

None

FISCAL YEAR 2023-2024 STATE/FEDERAL FUNDING SUMMARY

This is an entitlement program funded, in part, with Federal dollars when children are deemed eligible under federal guidelines.

FISCAL YEAR 2023-2024 REGULATORY COMPLIANCE SUMMARY

Foster care funds can be accessed only when a court detention order is issued for a child removed from the home of the parent/caregiver by Child Welfare or Probation, including an order issued for placement into Wraparound (FIRST) who meet the State's eligibility criteria. Children receiving foster care funding for placement in Wraparound are not eligible for Federal funding.

MAJOR POLICY CONSIDERATIONS BEING REQUESTED

None

COUNTY OF INYO

BUD002A - BUDGET REQUESTS

RUNDATE: 06/30/2023 TODAY'S DATE: 08/31/2023

FOR FISCAL YEARS: 07/01/2021 - 06/30/24

	YTD ACTUALS 06/30/2022	BOARD APPROVED 06/30/2023	WORKING BUDGET 06/30/2023	YTD ACTUALS 06/30/2023	DEPT REQUESTED 06/30/2024	CAO RECOMM 06/30/2024	BOARD APPROVED 06/30/2024
BUDGET UNIT: 056400 FOSTER CARE - GENERAL							
FUND: 0001 GENERAL FUND							
REVENUES:							
4420 - SOCIAL SERVICE REALIGNMENT	\$132,261	\$114,801	\$194,801	\$214,774	\$171,953	\$171,953	\$0
4425 - AID FAMILY DEPENDENT CHILDREN	\$1,217	\$0	\$0	(\$16,528)	\$0	\$0	\$0
4427 - FOSTER CARE	\$107,936	\$150,000	\$149,494	\$159,128	\$150,000	\$150,000	\$0
4460 - REALIGNMENT - 2011	\$192,280	\$197,199	\$197,199	\$130,881	\$220,047	\$220,047	\$0
4511 - FEDERAL AID TO FAMILY W/ CHILD	\$0	\$0	\$0	\$26,165	\$0	\$0	\$0
4512 - FEDERAL FOSTER CARE	\$275,191	\$313,000	\$433,000	\$407,607	\$433,000	\$433,000	\$0
AID FROM OTHER GOVT AGENCIES	\$708,885	\$775,000	\$974,494	\$922,027	\$975,000	\$975,000	\$0
4955 - FAMILY SUPPORT REPAYMENT	\$11,766	\$0	\$506	\$1,516	\$0	\$0	\$0
OTHER REVENUE	\$11,766	\$0	\$506	\$1,516	\$0	\$0	\$0
TOTAL REVENUES:	<u>\$720,652</u>	<u>\$775,000</u>	<u>\$975,000</u>	<u>\$923,544</u>	<u>\$975,000</u>	<u>\$975,000</u>	<u>\$0</u>
EXPENSES:							
5501 - SUPPORT & CARE OF PERSONS	\$720,652	\$775,000	\$975,000	\$838,277	\$975,000	\$975,000	\$0
OTHER CHARGES	\$720,652	\$775,000	\$975,000	\$838,277	\$975,000	\$975,000	\$0
TOTAL EXPENSES:	<u>\$720,652</u>	<u>\$775,000</u>	<u>\$975,000</u>	<u>\$838,277</u>	<u>\$975,000</u>	<u>\$975,000</u>	<u>\$0</u>
BUDGET UNIT: 056400 FOSTER CARE - GENERAL	\$0	\$0	\$0	\$85,267	\$0	\$0	\$0

GENERAL RELIEF

056500

DEPARTMENTAL FUNCTIONS

The County General Relief budget exists exclusively to provide limited financial assistance to indigent adults who are not eligible for other public assistance programs, and is a statutory requirement for counties, pursuant to California's Welfare & Institutions Code (WIC) Section 17000. In Inyo County, this program is implemented through an Ordinance titled, Inyo County Standards and Regulations for General and Emergency Assistance.

MAJOR ACCOMPLISHMENTS IN FISCAL YEAR 2022-2023

- Utilized on going strengths-based case management resulting in interventions for nineteen (19) clients with mental health and/or substance abuse issues. Conducted ongoing maintenance case management service for seven (7) clients. These services resulted in linkage for twelve (12) clients to community resources overcoming barriers of self-sufficiency and financial independence.
- Utilized the SSI/SSDI Outreach, Access, and Recovery (SOAR) training to accelerate four (4) homeless disability applications. Assisted sixty-two (62) 'walk-in' clients and sixty-three (63) clients by telephone with navigating the SSI/SSDI application process, as well as Retirement/Survivor and other applications processes. Conducted seventy-four (74) outreach contacts to eight (8) homeless individuals especially targeting those with symptoms of schizophrenia to advise, encourage and facilitate links to services, resulting in six (6) people finding safer housing.
- Conducted one hundred and twelve (112) home/motel/campground visits to monitor and advise clients in navigation of systems for treatment. Supported four (4) clients in Social Security hearings resulting in benefits awarded. Reconnected twelve (12) clients to Social Security benefits which had lapsed. Assessed twenty-one (21) individuals for suicide and linked eight (8) to treatment providers and made two (2) referrals for gravely disabled elderly individuals. Began outreach to incarcerated individuals at ICJ to facilitate a smoother transition from jail to home. Met with four (4) individuals in the Bishop Care Center multiple times to link to SSA and other agencies. Provided employment training to thirty-six (36) clients in north and south county.
- Indigent burials were provided for twelve (12) county residents, this is a 20% increase from FY 2021-22.
- Through the Social Security Interim Assistance Reimbursement (IAR) process, received reimbursement revenue in the amount of \$32,189.

GOALS FOR FISCAL YEAR 2023-2024

- Divert or reduce the length of time people are receiving cash assistance by assisting clients in developing the skills needed to enter or re-enter the workforce, including involving the General and Emergency Assistance-aided clients in the enhanced training provided by our Employment unit utilizing the ACT Work Keys program.
- Reduce the length of time individuals are accessing General and Emergency Assistance aid and recover General Relief money by assisting clients in applying for Supplemental Security Income (SSI) and helping them through the appeals process, as needed.
- Continue to provide case management services and interventions necessary in maintaining a small caseload while continuing to support the indigent residents of our county.

DEPARTMENTAL BUDGET REQUEST FOR FISCAL YEAR 2023-2024

The Department's Fiscal Year 2023-2024 Requested Budget represents an overall increase of \$0 in expenditures, and an increase of \$0 in revenues, when compared to the Fiscal Year 2022-2023 Board Approved Budget. As a result, the Requested Net County Cost is increased by \$0.

Personnel Costs did not change compared to the Fiscal Year 2022-2023 Board Approved Budget.

Revenues

(There are no changes in this object category from the previous fiscal year.)

Personnel

The Department's Requested Budget represents no change in the number of fulltime equivalent (FTE) positions that are supported by this budget.

See HHS Shift Table.

Services & Supplies

(There are no changes in this object category from the previous fiscal year.)

Support & Care of Persons

(There are no changes in this object category from the previous fiscal year.)

Fixed Assets

(There are no changes in this object category from the previous fiscal year.)

FISCAL YEAR 2023-2024 REDUCTION IMPACTS TO BASE BUDGET

None

FISCAL YEAR 2023-2024 STATE/FEDERAL FUNDING SUMMARY

There is no State or Federal funding.

FISCAL YEAR 2023-2024 REGULATORY COMPLIANCE SUMMARY

Welfare and Institutions Code Section 17000 et al. requires that each county's Board of Supervisors adopt standards of aid and care for indigent and dependent poor of the county. Inyo County's General Relief Ordinance is intended to comply with this requirement.

MAJOR POLICY CONSIDERATIONS BEING REQUESTED

None

COUNTY OF INYO

BUD002A - BUDGET REQUESTS

RUNDATE: 06/30/2023 TODAY'S DATE: 08/31/2023

FOR FISCAL YEARS: 07/01/2021 - 06/30/24

	YTD ACTUALS 06/30/2022	BOARD APPROVED 06/30/2023	WORKING BUDGET 06/30/2023	YTD ACTUALS 06/30/2023	DEPT REQUESTED 06/30/2024	CAO RECOMM 06/30/2024	BOARD APPROVED 06/30/2024
BUDGET UNIT: 056500 GENERAL RELIEF							
FUND: 0001 GENERAL FUND							
REVENUES:							
4426 - SSI / SSP	\$2,219	\$0	\$17,503	\$17,503	\$0	\$0	\$0
AID FROM OTHER GOVT AGENCIES	\$2,219	\$0	\$17,503	\$17,503	\$0	\$0	\$0
4998 - OPERATING TRANSFERS IN	\$586	\$534	\$536	\$536	\$534	\$534	\$0
OTHER FINANCING SOURCES	\$586	\$534	\$536	\$536	\$534	\$534	\$0
TOTAL REVENUES:	<u>\$2,805</u>	<u>\$534</u>	<u>\$18,039</u>	<u>\$18,039</u>	<u>\$534</u>	<u>\$534</u>	<u>\$0</u>
EXPENSES:							
5265 - PROFESSIONAL & SPECIAL SERVICE	\$24,033	\$30,000	\$30,000	\$18,886	\$30,000	\$30,000	\$0
SERVICES & SUPPLIES	\$24,033	\$30,000	\$30,000	\$18,886	\$30,000	\$30,000	\$0
5501 - SUPPORT & CARE OF PERSONS	\$63,980	\$145,000	\$145,000	\$54,475	\$145,000	\$145,000	\$0
OTHER CHARGES	\$63,980	\$145,000	\$145,000	\$54,475	\$145,000	\$145,000	\$0
TOTAL EXPENSES:	<u>\$88,014</u>	<u>\$175,000</u>	<u>\$175,000</u>	<u>\$73,361</u>	<u>\$175,000</u>	<u>\$175,000</u>	<u>\$0</u>
BUDGET UNIT: 056500 GENERAL RELIEF	(\$85,209)	(\$174,466)	(\$156,961)	(\$55,322)	(\$174,466)	(\$174,466)	\$0

MATERNAL CHILD HEALTH 23-24

641623

DEPARTMENTAL FUNCTIONS

The Maternal, Child, and Adolescent Health (MCAH) program coordinates and advocates for health programs and activities that target mothers and children. Local maternal, adolescent and child health needs are assessed and priorities for care are established through the active participation in interagency and community planning and through the development of solutions to address barriers to service.

MAJOR ACCOMPLISHMENTS IN FISCAL YEAR 2022-2023

- Continued to provide referrals to social services and local medical providers to ensure women who need preventative medical care and reproductive health care are enrolled in a health insurance plan and establish a health home. Collaborated with local Medi-Cal providers to update the referral process for maternal mental health services within the county.
- Provided guidance and an updated, written resource list to women with positive pregnancy tests at the Public Health Clinic (3 total). This helps women navigate available resources and enroll in emergency Medi-Cal, WIC, and establish early prenatal care.
- Coordinated community partners to promote nutrition and physical activity for children and families. Assisted with the Outdoor Program in collaboration with SUD Prevention, Behavioral Health, and Probation. Continued to support Team Inyo website and social media by posting and contributing articles on prevention topics on a regular basis. MCAH staff provided a 4-day, in-person nutrition and exercise class to students at the Owen's Valley School District. Prevention staff offered Triple P Lifestyles to parents.
- Partnered with the Inyo County HHS, Disaster Preparedness and CCS programs to disseminate information to the Children and youth with Special Health Care Needs (CYSHCN) population regarding seeking access to the county's Access and Functional Needs Program and general disaster preparedness interventions.
- Timmy the Tooth provided outreach and education to almost 400 children at schools throughout the valley. Oral Health Staff participated in 4 outreach events and distributed over 500 toothbrushes. Partnered with the school nurse to provide information on dental resources at Kindergarten round-ups and will continue to expand this partnership in the future to provide on-site assessments in the future.

GOALS FOR FISCAL YEAR 2023-2024

- Continue to support and coordinate the activities of Team Inyo for Healthy Kids to engage more community partners and families.
- Maintain an active and dynamic focus on childhood obesity prevention and health/nutrition promotion activities.
- Continue to coordinate and collaborate with other Health and Human Services divisions and community partners to provide a continuum of prevention services for the public.
- Coordinate with local birthing hospital to promote Safe Sleep education to families.
- Partner with Inyo County Office of Education to promote accurate and relevant reproductive health education to adolescents and individuals of reproductive age. Partner with school districts to collect and enter Kindergarten Oral Health Assessment data into the state data base and provide on-site assessments for incoming students.

DEPARTMENTAL BUDGET REQUEST FOR FISCAL YEAR 2023-2024

The Department's Fiscal Year 2023-2024 Requested Budget represents an overall decrease of \$46,892 in expenditures, and a decrease of \$46,892 in revenues, when compared to the Fiscal Year 2022-2023 Board Approved Budget. As a result, the Requested Net County Cost is increased by \$0.

Personnel Costs decreased by \$81,650 compared to the Fiscal Year 2022-2023 Board Approved Budget, due to staff changes in the budget. Several staff were moved to new Home Visiting budget.

Revenues

4411 (STATE MOTOR VEHICLE IN LIEU TX) increased by \$43,223: Monies required to match State and Federal allocations; **4499** (STATE OTHER) decreased by \$90,115: Home visiting grant was moved to a separate budget.

Personnel

The Department's Requested Budget represents a decrease in the number of fulltime equivalent (FTE) positions that are supported by this budget.

See HHS Personnel Shift table. Several staff were moved out of the MCAH budget and into the Home Visiting budget, including removal of employee paid 100% out of the MCAH budget in FY22-23.

Services & Supplies

5122 (CELL PHONES) increased by \$490: Added one cell phone for an employee; **5263** (ADVERTISING) increased by \$1,635: Will increase advertising for MCAH activities; **5265** (PROFESSIONAL & SPECIAL SERVICE) increased by \$24,844: Will hire contractor to conduct breastfeeding training in the community in FY23-24; **5291** (OFFICE, SPACE & SITE RENTAL) decreased by \$1,746: Projected expenditures based on estimated Bishop consolidated building; **5311** (GENERAL OPERATING EXPENSE) increased by \$4,541: Increased supplies for client programming due to salary savings; **5331** (TRAVEL EXPENSE) increased by \$955: Projected expenditures based on PY and in person conferences being held; **5351** (UTILITIES) decreased by \$300: Projected expenditures based on PY.

Support & Care of Persons

(There are no changes in this object category from the previous fiscal year.)

Fixed Assets

(There are no changes in this object category from the previous fiscal year.)

FISCAL YEAR 2023-2024 REDUCTION IMPACTS TO BASE BUDGET

None

FISCAL YEAR 2023-2024 STATE/FEDERAL FUNDING SUMMARY

State funding that has remained relatively stable but has experienced continued funding for home visiting programming and increases for oral health programming. The Home Visiting Program is now budgeted in 613595.

FISCAL YEAR 2023-2024 REGULATORY COMPLIANCE SUMMARY

Pursuant to Health and Safety Code Section 123255, the State may maintain this program in each county and in order for a county to be considered for its designated allocation, an annual Board-approved plan must be submitted.

MAJOR POLICY CONSIDERATIONS BEING REQUESTED

None.

COUNTY OF INYO

BUD002A - BUDGET REQUESTS

RUNDATE: 06/30/2023 TODAY'S DATE: 08/31/2023

FOR FISCAL YEARS: 07/01/2021 - 06/30/24

	YTD ACTUALS 06/30/2022	BOARD APPROVED 06/30/2023	WORKING BUDGET 06/30/2023	YTD ACTUALS 06/30/2023	DEPT REQUESTED 06/30/2024	CAO RECOMM 06/30/2024	BOARD APPROVED 06/30/2024
BUDGET UNIT: 641623 MATERNAL CHILD HEALTH 23-24							
FUND: 6891 MATERNAL CHILD HEALTH							
REVENUES:							
4411 - STATE MOTOR VEHICLE IN LIEU TX	\$0	\$0	\$0	\$0	\$68,097	\$68,097	\$0
4498 - STATE GRANTS	\$0	\$0	\$0	\$0	\$144,817	\$144,817	\$0
4499 - STATE OTHER	\$0	\$0	\$0	\$0	\$143,113	\$143,113	\$0
AID FROM OTHER GOVT AGENCIES	\$0	\$0	\$0	\$0	\$356,027	\$356,027	\$0
TOTAL REVENUES:	\$0	\$0	\$0	\$0	\$356,027	\$356,027	\$0
EXPENSES:							
5001 - SALARIED EMPLOYEES	\$0	\$0	\$0	\$0	\$143,278	\$143,278	\$0
5021 - RETIREMENT & SOCIAL SECURITY	\$0	\$0	\$0	\$0	\$11,066	\$11,066	\$0
5022 - PERS RETIREMENT	\$0	\$0	\$0	\$0	\$14,928	\$14,928	\$0
5024 - RETIREMENT-UNFUNDED LIAB	\$0	\$0	\$0	\$0	\$14,816	\$14,816	\$0
5031 - MEDICAL INSURANCE	\$0	\$0	\$0	\$0	\$39,685	\$39,685	\$0
5032 - DISABILITY INSURANCE	\$0	\$0	\$0	\$0	\$1,294	\$1,294	\$0
SALARIES & BENEFITS	\$0	\$0	\$0	\$0	\$225,067	\$225,067	\$0
5122 - CELL PHONES	\$0	\$0	\$0	\$0	\$1,926	\$1,926	\$0
5263 - ADVERTISING	\$0	\$0	\$0	\$0	\$16,665	\$16,665	\$0
5265 - PROFESSIONAL & SPECIAL SERVICE	\$0	\$0	\$0	\$0	\$60,354	\$60,354	\$0
5291 - OFFICE, SPACE & SITE RENTAL	\$0	\$0	\$0	\$0	\$3,892	\$3,892	\$0
5311 - GENERAL OPERATING EXPENSE	\$0	\$0	\$0	\$0	\$23,600	\$23,600	\$0
5331 - TRAVEL EXPENSE	\$0	\$0	\$0	\$0	\$4,805	\$4,805	\$0
5351 - UTILITIES	\$0	\$0	\$0	\$0	\$100	\$100	\$0
SERVICES & SUPPLIES	\$0	\$0	\$0	\$0	\$111,342	\$111,342	\$0
5121 - INTERNAL CHARGES	\$0	\$0	\$0	\$0	\$3,100	\$3,100	\$0
5129 - INTERNAL COPY CHARGES (NON-IS)	\$0	\$0	\$0	\$0	\$500	\$500	\$0
5152 - WORKERS COMPENSATION	\$0	\$0	\$0	\$0	\$4,101	\$4,101	\$0
5155 - PUBLIC LIABILITY INSURANCE	\$0	\$0	\$0	\$0	\$7,917	\$7,917	\$0
5333 - MOTOR POOL	\$0	\$0	\$0	\$0	\$4,000	\$4,000	\$0
INTERNAL CHARGES	\$0	\$0	\$0	\$0	\$19,618	\$19,618	\$0
TOTAL EXPENSES:	\$0	\$0	\$0	\$0	\$356,027	\$356,027	\$0

COUNTY OF INYO

BUD002A - BUDGET REQUESTS

RUNDATE: 06/30/2023 TODAY'S DATE: 08/31/2023

FOR FISCAL YEARS: 07/01/2021 - 06/30/24

	YTD ACTUALS 06/30/2022	BOARD APPROVED 06/30/2023	WORKING BUDGET 06/30/2023	YTD ACTUALS 06/30/2023	DEPT REQUESTED 06/30/2024	CAO RECOMM 06/30/2024	BOARD APPROVED 06/30/2024
BUDGET UNIT: 641623 MATERNAL CHILD HEALTH 23-24	\$0	\$0	\$0	\$0	\$0	\$0	\$0

SOCIAL SERVICES - GENERAL

055800

DEPARTMENTAL FUNCTIONS

Employment and Eligibility (Public Assistance) is responsible for addressing barriers to employment for the unemployed/underemployed, and to provide assistance to low-income families and individuals in the form of cash benefits, food stamps & medical benefits, through complex income & resource eligibility determinations, outlined in regulations for TANF, CalWORKs, CalFresh, Medi-Cal, and County Medical Services Program (CMSP).

--Children's Services receives and investigates reports of suspected abuse or neglect of children and maintains a 24-hour response component, coordinated with law enforcement, to provide response to child abuse emergencies and placement stabilization. Involuntary and voluntary services are offered to families to assist them in alleviating problems, resulting in, or leading to abuse and neglect.

--Resource Family Approval Program (RFA), is a family-friendly and child-centered caregiver approval process that a foster parent, relative, non-relative extended family member, or adoptive family completes to be considered for potential placement of a child, youth, or young adults up to age 21 years.

--Child Abuse Prevention, Intervention and Treatment (CAPIT) targets families at risk for child abuse. Services are coordinated with First 5 programs to offer recurring evidence-based parent education series of classes in Tecopa, Lone Pine and Bishop, with priority given to families referred by Child Welfare, Juvenile Probation and the Courts.

--Adult Social Services include the Adult Protective Services (APS) program and In-Home Supportive Services (IHSS). APS receives and investigates reports of suspected abuse or neglect of elders and dependent adults and may provide voluntary services to help ameliorate problems resulting in or leading to, abuse or neglect. The 24-hour response system referenced above also responds to elder or dependent adult abuse emergencies. IHSS provides personal care and domestic services to persons who are aged, blind or disabled to help them remain safely in their own home.

--Disaster Services includes the setting up and management of evacuation and shelter care centers during declared disasters, both as a County service, and as a liaison for the American Red Cross chapter serving Inyo County. Social Services-funded disaster services are coordinated with Public Health-funded disaster services within the HHS Fiscal Oversight and Special Operations division that was formed in FY 2022-23.

--Case management and concrete supports for individuals and families experiencing homelessness were expanded beginning in FY 2021-22, with significant increases in funding targeted to specific populations served by Social Services programs, including CalWORKs, Child Welfare, Adult Protective Services, and General Assistance. HHS reorganized and increased staffing in FY 2022-23 to ensure coordinated case management for Social Services-funded housing programs, CCP-funding housing for Re-Entry clients, and Homeless Housing, Assistance and Prevention (HHAP) grant funds available through the Eastern Sierra Continuum of Care. Homeless housing services are coordinated within the HHS Fiscal Oversight and Special Operations division that was formed in FY 2022-23.

MAJOR ACCOMPLISHMENTS IN FISCAL YEAR 2022-2023

- Processed 2,312 applications for public assistance during the first three (3) quarters of the FY, to meet the medical and other basic needs of residents. Of the applications processed, there were 538 approvals for CalFresh; 29 approvals for CalWORKs; 10 approvals for Foster Care; 0 approvals for Adoption Assistance Program (AAP); 4 approvals for Permanent Homeless Assistance; 11 approvals for Temporary Homeless Assistance; and 279 Medi-Cal approvals. Case management and employment services were provided to 44 Welfare to Work clients. Continued to monitor caseload numbers over time using April 1 as a point in time with CalFresh caseloads changing from 1,013 in 2018 to 1,272 in 2023; CMSP caseload remained low, with just 1 case in 2023; CalWORKs caseload has continued to decline from 100 in 2018 to 61 in 2023; and the

Medi-Cal caseload (defined as a household) increasing over time from 2,930 in 2018 to 3,586 in 2023 as a result of regulatory changes, such as expanded eligibility criteria. Case management and concrete supports for individuals who are experiencing homelessness, or who are at risk of losing their housing, were provided to 63 families with Social Services-funded programming.

- Assessed 297 reports of suspected child abuse and neglect in the first three (3) quarters of the FY, averaging 33 per month, a 13% increase from the prior program year; provided 18 children and their families with voluntary services, a 36% decrease from the prior year when a 65% increase had been documented; provided 59 children and their families with court-related services, a 31% increase in the number of children from the prior year, which reflects the change in response for the pandemic and the continued opening of our communities; provided 5 children and their families with courtesy supervision for another jurisdiction; provided placement services to maintain children in the area and with family, to the fullest extent possible; ensured access to supportive services including parenting education and behavioral health services, which helped support reunification for 6 families and supported stabilization of 9 families receiving family maintenance services; and provided independent living services to 3 eligible youth to assist them in developing skills to promote self-sufficiency.
- Continued to utilize Binti, a case management system for the Resource Family Approval (RFA) Process, allowing Resource Families to apply on-line and submit required forms, as well as allowing staff to accurately track family progress and maintain electronic files and documents. Completed renewals for 5 homes and approved 2 additional homes for a total of 20 approved homes; and currently supporting 7 families with their application approvals. Continued providing supportive services to caregivers through virtual and in-person trainings, including trauma informed caregiving at the monthly RFA Socials, monthly CASA trainings and Foster Parent College (interactive multimedia training) to help families better understand the needs and behaviors of the children in their care.
- Assessed 209 reports of suspected elder and dependent adult abuse, a 31% increase from the prior year. Provided intensive voluntary case management services to 18 individuals at risk for neglect or abuse, an increase of 31% from the prior year. Facilitated family team meetings; collaborating with landlords; and assistance with applying for housing resources and other critical services. Maintained a current caseload of 163 aging or disabled individuals who receive IHSS, an increase of 5% from the prior year. Received a Certificate of Achievement for completing 99.8% of IHSS reassessments timely. Continued facilitation of the Adult Multi-Disciplinary Team, bringing together community partners such as law enforcement, District Attorney's Office, the medical community, and the Public Administrator/Public Guardian/Public Conservator.
- HHS Aging and Social Services, Administrative, and Disaster Program Management staff continued to coordinate with our American Red Cross Regional Disaster Program Manager, attended quarterly meetings with the California Department of Social Services (CDSS) to coordinate Mass-Care & Sheltering needs and preparation, set up three evacuation centers and responded to a mutual aid request by deploying the CDSS trailer to the Lone Pine Paiute tribe, and collaborated with Mono and Alpine counties to create a VOAD, a consortium of volunteer organizations, governmental agencies and businesses that have an interest in mitigating and alleviating the impact of disasters in these counties.

GOALS FOR FISCAL YEAR 2023-2024

- Utilizing our reporting system, eXemplar, ensure timeliness of eligibility determination and processing of cases in 100% of our TANF, CalWORKs, CalFresh, Medi-Cal, and County Medical Services Program (CMSP) programs.

- Advocate with property owners for long term housing solutions and with motel owners for temporary housing needs for families and other community members who are experiencing homelessness, as well as build a network of direct bill properties. Assist with temporary and permanent housing needs and provide case management services to the participants to assist them in maintaining their homes and to obtain housing.
- Ensure the safety and well-being of children by providing high quality child welfare services to children and their families, assess and intervene as needed to ensure safety, and connect families to supportive services, including their own external support networks.
- Ensure the safety and well-being of seniors and dependent adults by effectively assessing needs, identifying appropriate interventions, and connecting to appropriate resources to help maintain the highest level of independence safely. Meet and confer with the In-Home Supportive Services Provider Registry operating as the provider employer of record to ensure vital IHSS services are sustainable and delivered through the collective bargaining process.
- Support retention of resource families through engagement activities such as monthly socials, virtual trainings, and other supportive services. Support resource families to ensure their readiness to provide out of home care for foster children; increase the available training for resource families, ensuring that caregivers can manage caring for children and youth with more challenging behaviors; and increase the in-home supports available to caregivers. Conduct active recruitment efforts community-wide to increase the number of approved homes available.

DEPARTMENTAL BUDGET REQUEST FOR FISCAL YEAR 2023-2024

The Department's Fiscal Year 2023-2024 Requested Budget represents an overall increase of \$1,236,195 in expenditures, and an increase of \$1,236,195 in revenues, when compared to the Fiscal Year 2022-2023 Board Approved Budget. As a result, the Requested Net County Cost is increased by \$0.

Personnel Costs increased by \$677,631 compared to the Fiscal Year 2022-2023 Board Approved Budget, due to increase in staff, negotiated COLA and benefit increases.

Revenues

4411 (STATE MOTOR VEHICLE IN LIEU TX) decreased by \$50,218: Base allocation posted on State Controller's website; **4420** (SOCIAL SERVICE REALIGNMENT) increased by \$98,648: Portion of base allocation posted on State Controller's website; **4421** (STATE PUBLIC ASSIST ADMIN) increased by \$412,522: During last fiscal year, we received two new allocations to expand APS services and CPS emergency response. This increase also includes funding for MediCal redetermination which will begin since the Public Health Emergency has ended. We also received an allocation for staff to work with higher education facilities to enroll students in CalFresh; **4460** (REALIGNMENT - 2011) increased by \$751,921: Portion of base allocation posted on State Controller's website; **4499** (STATE OTHER) increased by \$2,600: We are accepting an allocation for Families First Prevention Services Act to develop a Comprehensive Prevention Plan which will allow us to draw down federal funds in the future; **4501** (FEDERAL PUBLIC ASSISTANCE ADMN) increased by \$30,722: This increase is the planned activities to spend our expanded subsidized employment allocation with the new Employment Navigator position; **4821** (INTRA COUNTY CHARGES) decreased by \$10,000: This was a one time expense last fiscal year.

Personnel

The Department's Requested Budget represents an increase in the number of fulltime equivalent (FTE) positions that are supported by this budget.

There is a 1.30 increase in FTE. See the Major policy considerations being requested section below for our staffing requests.

See HHS Shift table for personnel spreads between the 23 budgets.

Services & Supplies

5122 (CELL PHONES) increased by \$3,080: Projected expenditures based on prior year trend; **5232** (OFFICE & OTHER EQUIP < \$5,000) increased by \$28,400: Purchase of dragon dictation software for staff to post their case notes timely and efficiently; **5265** (PROFESSIONAL & SPECIAL SERVICE) decreased by \$337,815: Moved scanning project to an operating transfer; **5291** (OFFICE, SPACE & SITE RENTAL) increased by \$6,509: Projected expenditures based on prior year trend; **5311** (GENERAL OPERATING EXPENSE) increased by \$92,000: Increase is due to new client education materials for prevention program with CPS involved families; **5331** (TRAVEL EXPENSE) increased by \$10,340: Projected expenditures based on prior year trend; **5351** (UTILITIES) decreased by \$35,000: Projected expenditures based on prior year trend.

Support & Care of Persons

5501 (SUPPORT & CARE OF PERSONS) increased by \$151,071: Projected expenditures based on prior year trend.

Fixed Assets

5640 (STRUCTURES & IMPROVEMENTS) increased by \$10,000: Deferred Maintenance project request.

FISCAL YEAR 2023-2024 REDUCTION IMPACTS TO BASE BUDGET

None

FISCAL YEAR 2023-2024 STATE/FEDERAL FUNDING SUMMARY

Federal funding as well as State funded through 1991 and 2011 realignment. IHSS costs remain an area of monitoring as well as Family Urgent Response System (FURS) funding, which was new funding allocated in 2021-2022 to cover the cost of implementing the FURS mandate. The Department expects to receive new State Block Grant funding intended to expand comprehensive preventions services for families and youth involved with the Child Welfare and Juvenile Justice systems. This Families First Prevention Services (FFPS) funding will allow for an expansion of home visiting services to families diverted from more formal interventions.

FISCAL YEAR 2023-2024 REGULATORY COMPLIANCE SUMMARY

Counties may contract with other counties/State for the operation and maintenance of public social services (Welfare and Institutions Code Section 1053) but are mandated to provide Adult Protective Services and Child Protective Services (Welfare and Institutions Code Sections 13004 & 16500). Inyo County maintains an MOU with Kern County Adoptions to manage public adoptions for Inyo County.

MAJOR POLICY CONSIDERATIONS BEING REQUESTED

The Department is proposing a reorganization of the Aging and Social Services Division to be split into two separate Divisions: 1) Public Assistance and Aging and 2) Social and Placement Services. The Department is also recommending staffing changes, as follows:

The Department is recommending the establishment of a new classification, Deputy Director of Public Assistance and Aging at Range 88, which will oversee Employment and Eligibility and ESAAA programing. Under this proposed restructure, the Department recommends reclassifying a Program Manager position to the new Deputy Director position. If approved, the new Deputy Director position will share one Administrative Secretary I-III position with the Deputy Director of Social and Placement Services while the Department assesses the sufficiency of administrative support in both divisions.

The Department recommends reclassifying the Deputy Director of Aging and Social Services to Deputy Director of Social and Placement Services. This position will oversee Child Welfare Services, Adult Protective Services, In- Home Supportive Services, Resource Family Approvals, and Lanterman-Petris-Short Act ("LPS") conservatorships and placements.

The Department recommends establishing a new classification, Employment and Training Worker at Range 67, that will leverage expanded subsidized employment and Workforce Investment and Opportunities Act (WIOA) funding to offer employment classes and to coordinate and support subsidized employment opportunities in Inyo County. This position will focus on job training and job placement for a narrowly defined population that has historically experienced difficulties in sustaining employment. The Department will make efforts to coordinated job training and placement activities with other agencies that provide similar services. Funding to support this position comes with strict compliance requirements and undergoes intensive monitoring, which makes it difficult to subcontract.

The Department recommends discontinuing the use of the Human Services Supervisor classification and establish new job titles with updated job descriptions that more accurately reflect the unique duties of various supervisory positions throughout the Department. In the Social Services budget, this proposal would change the title of three (3) Human Services Supervisors to Supervising Integrated Case Worker, which is the Merit System title for those positions. For these positions, the Merit System job description will be adopted for County use.

The Social Services Aide classification has historically aligned with the HHS Specialist IV classification used in other HHS divisions. Contingent upon approval of the Department's recommendation to reclassify HHS Specialist III/ IV to Case Manager I/II at Range 60/63, the Department recommends reclassifying the Social Services Aide classification from Range 60 to Range 63 to align with the proposed Case Manager II classification.

COUNTY OF INYO

BUD002A - BUDGET REQUESTS

RUNDATE: 06/30/2023 TODAY'S DATE: 08/31/2023

FOR FISCAL YEARS: 07/01/2021 - 06/30/24

	YTD ACTUALS 06/30/2022	BOARD APPROVED 06/30/2023	WORKING BUDGET 06/30/2023	YTD ACTUALS 06/30/2023	DEPT REQUESTED 06/30/2024	CAO RECOMM 06/30/2024	BOARD APPROVED 06/30/2024
BUDGET UNIT: 055800 SOCIAL SERVICES - GENERAL							
FUND: 0001 GENERAL FUND							
REVENUES:							
4411 - STATE MOTOR VEHICLE IN LIEU TX	\$284,999	\$165,320	\$165,320	\$116,251	\$115,102	\$115,102	\$0
4420 - SOCIAL SERVICE REALIGNMENT	\$162,665	\$844,837	\$844,837	\$844,837	\$943,485	\$943,485	\$0
4421 - STATE PUBLIC ASSIST ADMIN	\$2,896,502	\$3,086,955	\$3,086,955	\$3,409,000	\$3,499,477	\$3,499,477	\$0
4460 - REALIGNMENT - 2011	\$1,856,009	\$1,513,987	\$1,513,987	\$421,532	\$2,265,908	\$2,265,908	\$0
4498 - STATE GRANTS	\$11,341	\$0	\$0	\$0	\$0	\$0	\$0
4499 - STATE OTHER	\$23,147	\$1,097,582	\$1,097,582	\$801,984	\$1,100,182	\$1,100,182	\$0
4501 - FEDERAL PUBLIC ASSISTANCE ADMN	\$1,980,753	\$2,195,276	\$2,195,276	\$1,966,911	\$2,225,998	\$2,225,998	\$0
4552 - FEDERAL OTHER	\$16,461	\$446,305	\$446,305	\$156,128	\$446,305	\$446,305	\$0
AID FROM OTHER GOVT AGENCIES	\$7,231,879	\$9,350,262	\$9,350,262	\$7,716,644	\$10,596,457	\$10,596,457	\$0
4676 - RESTITUTION	\$3,086	\$0	\$0	\$0	\$0	\$0	\$0
4821 - INTRA COUNTY CHARGES	\$0	\$10,000	\$10,000	\$0	\$0	\$0	\$0
CHARGES FOR CURRENT SERVICES	\$3,086	\$10,000	\$10,000	\$0	\$0	\$0	\$0
4999 - PRIOR YEARS REIMBURSEMENTS	\$53	\$0	\$0	\$0	\$0	\$0	\$0
OTHER REVENUE	\$53	\$0	\$0	\$0	\$0	\$0	\$0
TOTAL REVENUES:	\$7,235,019	\$9,360,262	\$9,360,262	\$7,716,644	\$10,596,457	\$10,596,457	\$0
EXPENSES:							
5001 - SALARIED EMPLOYEES	\$2,533,970	\$3,371,543	\$3,198,123	\$2,731,883	\$3,589,151	\$3,589,151	\$0
5003 - OVERTIME	\$86,846	\$0	\$75,000	\$85,396	\$75,000	\$75,000	\$0
5004 - STANDBY TIME	\$94,543	\$0	\$97,920	\$95,655	\$97,920	\$97,920	\$0
5005 - HOLIDAY OVERTIME	\$77	\$0	\$500	\$177	\$500	\$500	\$0
5012 - PART TIME EMPLOYEES	\$22,242	\$0	\$0	\$1,309	\$0	\$0	\$0
5021 - RETIREMENT & SOCIAL SECURITY	\$206,360	\$263,642	\$263,642	\$221,092	\$278,536	\$278,536	\$0
5022 - PERS RETIREMENT	\$287,753	\$365,931	\$365,931	\$305,434	\$420,397	\$420,397	\$0
5024 - RETIREMENT-UNFUNDED LIAB	\$497,115	\$560,691	\$560,691	\$560,691	\$591,507	\$591,507	\$0
5025 - RETIREE HEALTH BENEFITS	\$167,598	\$180,864	\$180,864	\$164,797	\$196,759	\$196,759	\$0
5031 - MEDICAL INSURANCE	\$488,154	\$676,546	\$652,983	\$564,779	\$871,528	\$871,528	\$0
5032 - DISABILITY INSURANCE	\$29,814	\$37,486	\$37,486	\$26,671	\$32,448	\$32,448	\$0
5043 - OTHER BENEFITS	\$44,798	\$49,096	\$72,659	\$65,155	\$29,684	\$29,684	\$0

COUNTY OF INYO

BUD002A - BUDGET REQUESTS

RUNDATE: 06/30/2023 TODAY'S DATE: 08/31/2023

FOR FISCAL YEARS: 07/01/2021 - 06/30/24

	YTD ACTUALS 06/30/2022	BOARD APPROVED 06/30/2023	WORKING BUDGET 06/30/2023	YTD ACTUALS 06/30/2023	DEPT REQUESTED 06/30/2024	CAO RECOMM 06/30/2024	BOARD APPROVED 06/30/2024
SALARIES & BENEFITS	\$4,459,275	\$5,505,799	\$5,505,799	\$4,823,044	\$6,183,430	\$6,183,430	\$0
5122 - CELL PHONES	\$14,448	\$13,920	\$13,920	\$14,753	\$17,000	\$17,000	\$0
5131 - FOOD & HOUSEHOLD SUPPLIES	\$49	\$0	\$0	\$76	\$0	\$0	\$0
5154 - UNEMPLOYMENT INSURANCE	\$0	\$2,000	\$2,000	\$0	\$2,000	\$2,000	\$0
5232 - OFFICE & OTHER EQUIP < \$5,000	\$24,515	\$11,000	\$33,626	\$10,239	\$39,400	\$39,400	\$0
5260 - HEALTH - EMPLOYEE PHYSICALS	\$1,979	\$2,500	\$2,500	\$1,367	\$2,500	\$2,500	\$0
5263 - ADVERTISING	\$287	\$1,000	\$1,000	\$0	\$1,000	\$1,000	\$0
5265 - PROFESSIONAL & SPECIAL SERVICE	\$530,715	\$1,218,381	\$1,140,227	\$390,468	\$880,566	\$880,566	\$0
5291 - OFFICE, SPACE & SITE RENTAL	\$106,794	\$92,055	\$92,055	\$96,683	\$98,564	\$98,564	\$0
5311 - GENERAL OPERATING EXPENSE	\$75,371	\$180,950	\$180,134	\$90,392	\$272,950	\$272,950	\$0
5326 - LATE FEES & FINANCE CHARGES	\$47	\$0	\$2,500	\$1,960	\$0	\$0	\$0
5331 - TRAVEL EXPENSE	\$9,385	\$27,846	\$27,846	\$34,081	\$38,186	\$38,186	\$0
5332 - MILEAGE REIMBURSEMENT	\$0	\$0	\$0	\$236	\$0	\$0	\$0
5351 - UTILITIES	\$51,033	\$60,000	\$30,000	\$20,601	\$25,000	\$25,000	\$0
SERVICES & SUPPLIES	\$814,627	\$1,609,652	\$1,525,808	\$660,860	\$1,377,166	\$1,377,166	\$0
5121 - INTERNAL CHARGES	\$267,479	\$270,000	\$369,842	\$338,370	\$281,845	\$281,845	\$0
5123 - TECH REFRESH EXPENSE	\$54,884	\$63,090	\$63,090	\$63,090	\$60,258	\$60,258	\$0
5127 - MOBILE DEVICE MANAGEMENT-INTER	\$386	\$165	\$266	\$229	\$0	\$0	\$0
5128 - INTERNAL SHREDDING CHARGES	\$1,171	\$2,015	\$2,173	\$2,173	\$2,015	\$2,015	\$0
5129 - INTERNAL COPY CHARGES (NON-IS)	\$38,695	\$30,000	\$30,000	\$34,887	\$40,000	\$40,000	\$0
5152 - WORKERS COMPENSATION	\$69,038	\$63,097	\$63,097	\$63,097	\$100,214	\$100,214	\$0
5155 - PUBLIC LIABILITY INSURANCE	\$95,144	\$123,937	\$123,937	\$123,937	\$181,016	\$181,016	\$0
5315 - COUNTY COST PLAN	\$496,861	\$120,673	\$120,673	\$120,673	\$616,006	\$616,006	\$0
5333 - MOTOR POOL	\$104,922	\$120,000	\$120,000	\$115,627	\$120,000	\$120,000	\$0
INTERNAL CHARGES	\$1,128,581	\$792,977	\$893,078	\$862,084	\$1,401,354	\$1,401,354	\$0
5501 - SUPPORT & CARE OF PERSONS	\$811,986	\$1,219,029	\$1,219,029	\$1,073,431	\$1,370,100	\$1,370,100	\$0
OTHER CHARGES	\$811,986	\$1,219,029	\$1,219,029	\$1,073,431	\$1,370,100	\$1,370,100	\$0
5640 - STRUCTURES & IMPROVEMENTS	\$0	\$0	\$0	\$0	\$10,000	\$10,000	\$0
5650 - EQUIPMENT	\$8,782	\$0	\$0	\$0	\$0	\$0	\$0
FIXED ASSETS	\$8,782	\$0	\$0	\$0	\$10,000	\$10,000	\$0
5801 - OPERATING TRANSFERS OUT	\$317,075	\$383,665	\$383,665	\$314,123	\$405,267	\$405,267	\$0

COUNTY OF INYO

BUD002A - BUDGET REQUESTS

RUNDATE: 06/30/2023 TODAY'S DATE: 08/31/2023

FOR FISCAL YEARS: 07/01/2021 - 06/30/24

	YTD ACTUALS 06/30/2022	BOARD APPROVED 06/30/2023	WORKING BUDGET 06/30/2023	YTD ACTUALS 06/30/2023	DEPT REQUESTED 06/30/2024	CAO RECOMM 06/30/2024	BOARD APPROVED 06/30/2024
OTHER FINANCING USES	\$317,075	\$383,665	\$383,665	\$314,123	\$405,267	\$405,267	\$0
TOTAL EXPENSES:	<u>\$7,540,328</u>	<u>\$9,511,122</u>	<u>\$9,527,379</u>	<u>\$7,733,544</u>	<u>\$10,747,317</u>	<u>\$10,747,317</u>	<u>\$0</u>
BUDGET UNIT: 055800 SOCIAL SERVICES - GENERAL	(\$305,309)	(\$150,860)	(\$167,117)	(\$16,900)	(\$150,860)	(\$150,860)	\$0

SUBSTANCE USE DISORDERS

045315

DEPARTMENTAL FUNCTIONS

This program provides prevention, outreach, individual/group counseling, and case management services to people at risk of, or currently involved with, illegal drugs or addictions to alcohol or illegal/legal drugs. While the courts and/or Probation refer most clients in the counseling and case management program, any community resident may walk in and receive an intake assessment and/or referrals and guidance to connect with appropriate substance abuse services in the community.

MAJOR ACCOMPLISHMENTS IN FISCAL YEAR 2022-2023

- Prevention: Continued to support matches of adult volunteers and youth participating in either the Mentor or Lunch Pal programs, rebuilding the program post-pandemic. Increased outreach efforts to re-engage volunteers and youth in events and expanded our outdoor program offerings to include monthly outings during the school year.
- Outpatient treatment: Built an Intensive Outpatient Program which includes 9-11 hours of direct service weekly to qualified individuals, with 6 weekly outpatient groups for clients to attend. Re-launched the adolescent group and have seen 7 adolescents since its beginning. As of May 5th, there are 5 active Drug Court participants, and the program has seen 4 successful completions this fiscal year in the first 3 quarters of the fiscal year. The team has performed 62 ASAM assessments. The program has served 2 perinatal women, both of whom have successfully completed programming. All services have returned to in-person, including a group held once weekly in Lone Pine.
- Integrated services: Continued to use bi-directional referrals, both within behavioral health, as well as with partners in physical healthcare, especially around Medication Assisted Treatment (MAT). Continued medical director contract with an NIH physician to increase collaboration and integrated care.
- Treatment at Inyo County Jail: Provided weekly in-person assessments and in-person group counseling to individuals who are incarcerated. Worked with the corrections staff, re-entry coordinators and corrections nurse to provide coordinated care while in custody and linkage to treatment as individuals who are incarcerated are released from jail.
- Capacity building: Staff participated in trauma informed care training, crisis intervention training, ASAM criteria certification, ASSIST training, and other training experiences. A full-time counselor, two part time counselors who were volunteers last fiscal year, and a part time HHS Specialist joined the team.

GOALS FOR FISCAL YEAR 2023-2024

- Continue to engage volunteers and match adults to at-risk children/youth to provide either mentoring or lunch buddy supports. Continue to coordinate with the Prop 64 funded staff person and local community partners to enhance the mentoring program and expand the outdoor youth program activities.
- Evaluate provision of remote services to ensure access in remote areas of County.
- Continue to look for avenues to increase community capacity to provide substance use disorder treatment, including the potential to use Opioid Settlement Funds to increase access to residential treatment for SUD.

DEPARTMENTAL BUDGET REQUEST FOR FISCAL YEAR 2023-2024

The Department's Fiscal Year 2023-2024 Requested Budget represents an overall decrease of \$135,268 in expenditures, and a decrease of \$135,268 in revenues, when compared to the Fiscal Year 2022-2023 Board Approved Budget. As a result, the Requested Net County Cost is increased by \$0.

Personnel Costs decreased by \$17,091 compared to the Fiscal Year 2022-2023 Board Approved Budget, due to change in staff requests and negotiated COLA and benefit increases.

Revenues

4460 (REALIGNMENT - 2011) increased by \$24,318: Projected revenue needed to meet match requirements and expenses; **4555** (FEDERAL GRANTS) decreased by \$139,586: This is the last year for American Rescue Plan monies and less are available; **4747** (INSURANCE PAYMENTS) decreased by \$20,000: Reviewed past years trends and changed projected income.

Personnel

The Department's Requested Budget represents an increase in the number of fulltime equivalent (FTE) positions that are supported by this budget.

There is a .52 increase in FTE. This includes changes in the prevention and provider staff. This will allow for more robust services to the county. See HHS Shift table for personnel spreads between the 23 budgets.

Services & Supplies

5122 (CELL PHONES) increased by \$1,343: Increased costs due to staff traveling to Lone Pine and the jail regularly; **5263** (ADVERTISING) decreased by \$14,316: More advertising was planned last year with ARPA monies; **5265** (PROFESSIONAL & SPECIAL SERVICE) decreased by \$65,723: A contractor was planned last year using ARPA monies; **5291** (OFFICE, SPACE & SITE RENTAL) increased by \$543: Projected expenditures based on prior year trend; **5311** (GENERAL OPERATING EXPENSE) decreased by \$11,320: Projected expenditures based on prior year trend; **5331** (TRAVEL EXPENSE) increased by \$9,129: Meetings are now being held in person requiring more travel expenses.

Support & Care of Persons

5501 (SUPPORT & CARE OF PERSONS) decreased by \$100,000: Moved this expense to a contract in Professional Services.

Fixed Assets

(There are no changes in this object category from the previous fiscal year.)

FISCAL YEAR 2023-2024 REDUCTION IMPACTS TO BASE BUDGET

None

FISCAL YEAR 2023-2024 STATE/FEDERAL FUNDING SUMMARY

Federal funds have been stable and Drug Medi-Cal (DMC) is contingent upon access by eligible clients participating in eligible services.

FISCAL YEAR 2023-2024 REGULATORY COMPLIANCE SUMMARY

All treatment services must comply with the Drug Medi-Cal (DMC) and Federal Register requirements. DMC requirements regarding types of treatment modalities that are authorized are applied as a standard for all counties and include the county either providing directly, or through contract, Perinatal Residential Treatment, Outpatient and Intensive Outpatient Services, Naltrexone Treatment, and Narcotic Replacement Therapy (Medication Assisted Treatment). To meet these standards, some services are provided through out-of-area contracts, such as residential treatment.

MAJOR POLICY CONSIDERATIONS BEING REQUESTED

The Department began to receive Opioid Settlement funds during FY 2022-23. The Department expects that additional guidance from the CA Department of Health Care Services will be available early in FY 2023-24 to help inform the use of this 10-year funding stream. While the funds will primarily be used for inpatient opioid use disorder treatment, the Department anticipates that some funding may also be used for SUD prevention and harm reduction activities.

The Department recommends reclassifying one BPAR Prevention Specialist in the Public Health and Prevention Division to a full time Prevention Specialist I-III that will be partially funded in the Home Visiting budget and will continue to be partially funded in the SUD budget. The Substance Abuse Block Grant requires that 25% of allocated funding be used specifically for prevention services and the Department meets that requirement, in part, by partially funding this Prevention Specialist position.

COUNTY OF INYO

BUD002A - BUDGET REQUESTS

RUNDATE: 06/30/2023 TODAY'S DATE: 08/31/2023

FOR FISCAL YEARS: 07/01/2021 - 06/30/24

	YTD ACTUALS 06/30/2022	BOARD APPROVED 06/30/2023	WORKING BUDGET 06/30/2023	YTD ACTUALS 06/30/2023	DEPT REQUESTED 06/30/2024	CAO RECOMM 06/30/2024	BOARD APPROVED 06/30/2024
BUDGET UNIT: 045315 SUBSTANCE USE DISORDERS							
FUND: 0023 SUBSTANCE USE DISORDERS							
REVENUES:							
4301 - INTEREST FROM TREASURY	\$108	\$0	\$0	(\$1,472)	\$0	\$0	\$0
REV USE OF MONEY & PROPERTY	\$108	\$0	\$0	(\$1,472)	\$0	\$0	\$0
4460 - REALIGNMENT - 2011	\$93,028	\$378,239	\$378,239	\$132,865	\$402,557	\$402,557	\$0
4552 - FEDERAL OTHER	\$310,175	\$432,264	\$432,264	\$381,717	\$432,264	\$432,264	\$0
4555 - FEDERAL GRANTS	\$0	\$183,008	\$183,008	\$152,950	\$43,422	\$43,422	\$0
AID FROM OTHER GOVT AGENCIES	\$403,203	\$993,511	\$993,511	\$667,532	\$878,243	\$878,243	\$0
4742 - PATIENT PAYMENTS	\$1,654	\$3,500	\$3,500	\$0	\$3,500	\$3,500	\$0
4747 - INSURANCE PAYMENTS	\$12,072	\$50,000	\$50,000	\$28,402	\$30,000	\$30,000	\$0
4821 - INTRA COUNTY CHARGES	\$0	\$100,000	\$100,000	\$0	\$100,000	\$100,000	\$0
CHARGES FOR CURRENT SERVICES	\$13,727	\$153,500	\$153,500	\$28,402	\$133,500	\$133,500	\$0
4901 - PRIOR YEARS REVENUE	\$612	\$0	\$0	\$0	\$0	\$0	\$0
OTHER REVENUE	\$612	\$0	\$0	\$0	\$0	\$0	\$0
TOTAL REVENUES:	\$417,652	\$1,147,011	\$1,147,011	\$694,462	\$1,011,743	\$1,011,743	\$0
EXPENSES:							
5001 - SALARIED EMPLOYEES	\$255,666	\$327,497	\$327,497	\$248,924	\$326,929	\$326,929	\$0
5012 - PART TIME EMPLOYEES	\$83,116	\$94,830	\$94,830	\$90,140	\$74,716	\$74,716	\$0
5021 - RETIREMENT & SOCIAL SECURITY	\$25,929	\$32,680	\$32,680	\$25,409	\$31,081	\$31,081	\$0
5022 - PERS RETIREMENT	\$26,038	\$34,642	\$34,642	\$27,772	\$40,056	\$40,056	\$0
5024 - RETIREMENT-UNFUNDED LIAB	\$58,108	\$65,539	\$65,539	\$65,539	\$69,141	\$69,141	\$0
5025 - RETIREE HEALTH BENEFITS	\$13,549	\$19,189	\$19,189	\$14,435	\$16,797	\$16,797	\$0
5031 - MEDICAL INSURANCE	\$46,727	\$76,487	\$73,545	\$50,061	\$75,257	\$75,257	\$0
5032 - DISABILITY INSURANCE	\$3,345	\$4,655	\$4,655	\$2,672	\$3,630	\$3,630	\$0
5043 - OTHER BENEFITS	\$4,918	\$0	\$2,942	\$1,837	\$821	\$821	\$0
SALARIES & BENEFITS	\$517,400	\$655,519	\$655,519	\$526,792	\$638,428	\$638,428	\$0
5122 - CELL PHONES	\$0	\$920	\$920	\$517	\$2,263	\$2,263	\$0
5260 - HEALTH - EMPLOYEE PHYSICALS	\$183	\$500	\$500	\$376	\$500	\$500	\$0
5263 - ADVERTISING	\$16,394	\$16,316	\$19,981	\$16,347	\$2,000	\$2,000	\$0

COUNTY OF INYO

BUD002A - BUDGET REQUESTS

RUNDATE: 06/30/2023 TODAY'S DATE: 08/31/2023

FOR FISCAL YEARS: 07/01/2021 - 06/30/24

	YTD ACTUALS 06/30/2022	BOARD APPROVED 06/30/2023	WORKING BUDGET 06/30/2023	YTD ACTUALS 06/30/2023	DEPT REQUESTED 06/30/2024	CAO RECOMM 06/30/2024	BOARD APPROVED 06/30/2024
5265 - PROFESSIONAL & SPECIAL SERVICE	\$7,483	\$269,775	\$269,775	\$8,569	\$204,052	\$204,052	\$0
5291 - OFFICE, SPACE & SITE RENTAL	\$18,174	\$11,592	\$11,592	\$11,851	\$12,135	\$12,135	\$0
5311 - GENERAL OPERATING EXPENSE	\$20,490	\$36,170	\$31,234	\$5,136	\$24,850	\$24,850	\$0
5331 - TRAVEL EXPENSE	\$735	\$3,181	\$5,000	\$3,192	\$12,310	\$12,310	\$0
5351 - UTILITIES	\$301	\$580	\$580	\$179	\$580	\$580	\$0
SERVICES & SUPPLIES	\$63,762	\$339,034	\$339,582	\$46,170	\$258,690	\$258,690	\$0
5121 - INTERNAL CHARGES	\$14,814	\$12,625	\$12,625	\$13,731	\$12,625	\$12,625	\$0
5123 - TECH REFRESH EXPENSE	\$4,305	\$9,790	\$9,790	\$9,790	\$11,195	\$11,195	\$0
5127 - MOBILE DEVICE MANAGEMENT-INTER	\$0	\$0	\$17	\$5	\$0	\$0	\$0
5129 - INTERNAL COPY CHARGES (NON-IS)	\$2,207	\$2,000	\$2,000	\$3,666	\$3,000	\$3,000	\$0
5152 - WORKERS COMPENSATION	\$5,408	\$6,602	\$6,602	\$6,602	\$9,642	\$9,642	\$0
5155 - PUBLIC LIABILITY INSURANCE	\$6,356	\$9,968	\$9,968	\$9,968	\$15,831	\$15,831	\$0
5315 - COUNTY COST PLAN	\$29,750	\$8,073	\$8,073	\$8,073	\$54,932	\$54,932	\$0
5333 - MOTOR POOL	\$4,589	\$3,400	\$6,500	\$13,450	\$7,400	\$7,400	\$0
INTERNAL CHARGES	\$67,430	\$52,458	\$55,575	\$65,287	\$114,625	\$114,625	\$0
5501 - SUPPORT & CARE OF PERSONS	\$0	\$100,000	\$100,000	\$34	\$0	\$0	\$0
OTHER CHARGES	\$0	\$100,000	\$100,000	\$34	\$0	\$0	\$0
TOTAL EXPENSES:	\$648,594	\$1,147,011	\$1,150,676	\$638,284	\$1,011,743	\$1,011,743	\$0
BUDGET UNIT: 045315 SUBSTANCE USE DISORDERS	(\$230,942)	\$0	(\$3,665)	\$56,177	\$0	\$0	\$0

TANF (AFDC)

056300

DEPARTMENTAL FUNCTIONS

TANF is a federal entitlement program designed to help move public welfare recipients into work and turn welfare into a program of temporary assistance. Under the welfare reform legislation of 1996, TANF replaced the old welfare programs known as the Aid to Families with Dependent Children (AFDC) program, the Job Opportunities and Basic Skills Training (JOBS) program, and the Emergency Assistance (EA) program. These funds cover only cash benefits targeted to needy families. California's version of TANF is called CalWORKs. Eligibility for TANF/ CalWORKs is determined by employees in the Social Services budget, and employment services are provided through Social Services and WIOA. This budget pays only for the cash assistance grants to the eligible needy families.

MAJOR ACCOMPLISHMENTS IN FISCAL YEAR 2022-2023

- Processed one hundred and three (103) applications for assistance during the first three (3) quarters of FY 2022-23. This reflected a 4% increase from the prior year.
- Provided increased front-end support in an effort to reduce and/or eliminate the need for cash assistance, including implementing an enhanced Work Readiness training program and utilizing the CalWORKs Diversion Program.
- Monitored, on a regular basis, the internal checks and balances around the issuance of cash benefits and adjusted as needed to tighten internal controls. Monitored caseload numbers over time with overall caseload dropping from 112 cases in 2013 to 61 cases in a comparable point-in-time (April 1) in 2023. The 2023 caseload number may increase once late renewals are complete.

GOALS FOR FISCAL YEAR 2023-2024

- Utilize our reporting system, eXemplar, to ensure timeliness of eligibility determination and processing in 100% of our TANF cases, following the federal and state laws and regulations.
- Monitor potential regulatory changes that may alter requirements for work participation and potentially result in higher caseloads and fewer sanctioned cases.

DEPARTMENTAL BUDGET REQUEST FOR FISCAL YEAR 2023-2024

The Department's Fiscal Year 2023-2024 Requested Budget represents an overall increase of \$0 in expenditures, and an increase of \$0 in revenues, when compared to the Fiscal Year 2022-2023 Board Approved Budget. As a result, the Requested Net County Cost is increased by \$0.

Personnel Costs did not change compared to the Fiscal Year 2022-2023 Board Approved Budget.

Revenues

4425 (AID FAMILY DEPENDENT CHILDREN) decreased by \$200,000: Projected revenue based on prior year; **4460** (REALIGNMENT - 2011) increased by \$130,000: Projected revenue based on prior year; **4511** (FEDERAL AID TO FAMILY W/ CHILD) increased by \$70,000: Projected revenue based on prior year.

Personnel

The Department's Requested Budget represents no change in the number of fulltime equivalent (FTE) positions that are supported by this budget.

There are no staff in this budget.

Services & Supplies

(There are no changes in this object category from the previous fiscal year.)

Support & Care of Persons

(There are no changes in this object category from the previous fiscal year.)

Fixed Assets

(There are no changes in this object category from the previous fiscal year.)

FISCAL YEAR 2023-2024 REDUCTION IMPACTS TO BASE BUDGET

None

FISCAL YEAR 2023-2024 STATE/FEDERAL FUNDING SUMMARY

State funding was realigned in 2011. No known Federal impacts at this time.

FISCAL YEAR 2023-2024 REGULATORY COMPLIANCE SUMMARY

Welfare and Institutions Code Section 10532 states that each county shall develop a plan to deliver the full range of services to CalWORKs recipients.

MAJOR POLICY CONSIDERATIONS BEING REQUESTED

None

COUNTY OF INYO

BUD002A - BUDGET REQUESTS

RUNDATE: 06/30/2023 TODAY'S DATE: 08/31/2023

FOR FISCAL YEARS: 07/01/2021 - 06/30/24

	YTD ACTUALS 06/30/2022	BOARD APPROVED 06/30/2023	WORKING BUDGET 06/30/2023	YTD ACTUALS 06/30/2023	DEPT REQUESTED 06/30/2024	CAO RECOMM 06/30/2024	BOARD APPROVED 06/30/2024
BUDGET UNIT: 056300 TANF (AFDC)							
FUND: 0001 GENERAL FUND							
REVENUES:							
4420 - SOCIAL SERVICE REALIGNMENT	\$156,484	\$212,000	\$212,000	\$322,180	\$212,000	\$212,000	\$0
4425 - AID FAMILY DEPENDENT CHILDREN	(\$4,303)	\$235,000	\$235,000	\$1,203	\$35,000	\$35,000	\$0
4460 - REALIGNMENT - 2011	\$244,015	\$153,000	\$152,382	\$261,945	\$283,000	\$283,000	\$0
4511 - FEDERAL AID TO FAMILY W/ CHILD	\$115,129	\$125,000	\$125,000	\$169,423	\$195,000	\$195,000	\$0
AID FROM OTHER GOVT AGENCIES	\$511,325	\$725,000	\$724,382	\$754,753	\$725,000	\$725,000	\$0
4998 - OPERATING TRANSFERS IN	\$60,161	\$0	\$0	\$0	\$0	\$0	\$0
OTHER FINANCING SOURCES	\$60,161	\$0	\$0	\$0	\$0	\$0	\$0
4955 - FAMILY SUPPORT REPAYMENT	\$1,688	\$0	\$618	\$4,526	\$0	\$0	\$0
OTHER REVENUE	\$1,688	\$0	\$618	\$4,526	\$0	\$0	\$0
TOTAL REVENUES:	<u>\$573,175</u>	<u>\$725,000</u>	<u>\$725,000</u>	<u>\$759,279</u>	<u>\$725,000</u>	<u>\$725,000</u>	<u>\$0</u>
EXPENSES:							
5501 - SUPPORT & CARE OF PERSONS	\$573,206	\$725,000	\$725,000	\$656,775	\$725,000	\$725,000	\$0
OTHER CHARGES	\$573,206	\$725,000	\$725,000	\$656,775	\$725,000	\$725,000	\$0
TOTAL EXPENSES:	<u>\$573,206</u>	<u>\$725,000</u>	<u>\$725,000</u>	<u>\$656,775</u>	<u>\$725,000</u>	<u>\$725,000</u>	<u>\$0</u>
BUDGET UNIT: 056300 TANF (AFDC)	(\$31)	\$0	\$0	\$102,503	\$0	\$0	\$0

TOBACCO TAX GRANT 22-25 640322

DEPARTMENTAL FUNCTIONS

The Tobacco Education Program informs and educates the public on the dangers of tobacco use and abuse, as well as the hazards of secondhand smoke and promotes healthy lifestyles for individuals and families. In addition, the program aims to build capacity and leadership skills with Inyo County youth and adults through Coalition workgroups. Tobacco Education staff also provide updates, community education and prevention messaging surrounding the topics of tobacco, alcohol, marijuana, and other drugs. Finally, the Tobacco Education Program attempts to create movement towards social norms change as outlined in the Endgame Policy Initiative. The purpose of the initiative is to eradicate the tobacco industry's influence and harm in California by building a statewide movement that prepares and transitions communities, especially those consisting of priority populations that have historically been targeted by the tobacco industry.

MAJOR ACCOMPLISHMENTS IN FISCAL YEAR 2022-2023

- The Tobacco Education Program staff participated in outreach events throughout the county to provide information on the Tobacco Education program and recruit participants for the Adult Coalition. The Tobacco team coordinated a Kids Zone at the Tri-County fair including partners from 10 community agencies and hosted over 300 children and families. Youth coalition students volunteered at the event and helped with the collection of survey data. The Tobacco Education Program renewed a contract for a billboard located on Highway 395 north of Bishop to provide on-going community education and information on the youth vaping epidemic with direction to the Kick- It California campaign. Students from the youth coalitions helped select the billboard ad.
- Tobacco staff presented information on the Tobacco Education Program to community partners in Rotary, Civic Clubs, and Toiyabe Indian Health Clinic. Staff will continue to reach out to community partners to provide information on the Tobacco Education program and recruit participants for our adult coalition.
- The Tobacco Education Program continued collaborative partnerships with local schools to invite high school age youth to participate in Youth Coalition meetings and activities. The youth coalition program expanded to four schools throughout the valley including Lone Pine, Owen's Valley, Big Pine, and Bishop High Schools. Additionally, our Tobacco program staff collaborated with our substance abuse prevention staff to offer a Jr. youth coalition at the Big Pine and Bishop middle schools. Program staff conducted almost 50 Youth Coalition meetings despite staffing challenges.
- During FY 2022-23, a Youth Coalition member from Bishop Union High School prepared and delivered a formal presentation to the middle school students addressing youth vaping statistics and the dangerous health effects of a variety of tobacco products. Students from Big Pine wrote and recorded an advertisement for the Great American Smokeout. Our youth coalitions continue to grow with nearly 100 students participating throughout the year.
- Program staff were trained in smoking cessation curriculum provided by the Red Cross and Kick-It CA. Tobacco Education Program staff collaborated with prevention program partners in Inyo and Mono County to establish a referral system for participants interested in quitting smoking and is in the process of resuming smoking cessation classes that were on hiatus due to the pandemic.

GOALS FOR FISCAL YEAR 2023-2024

- Fill remaining staff vacancies and provide orientation to new staff to adequately continue the Tobacco Education Program's mandated activities for the State of California Tobacco Control Program. We will continue recruitment efforts to hire a seasonal tobacco program intern who will work as a peer support and provide important program outreach.
- Continue to conduct youth coalition meetings to promote education and advocacy with our youth and expand our community outreach among adults and the more rural areas of Inyo County.
- Continue progress on objectives outlined in our scope of work including prohibition of tobacco/nicotine use in Multi-Unit Housing complexes, implementing Retail Licensing Policies, promote and facilitate youth and community engagement in Tobacco Control, and promote and facilitate tobacco and nicotine cessation.
- Implement media, policy, evaluation, and cessation activities as identified and budgeted in the 2022-2025 Tobacco Control Plan. This includes continuing to provide education, referrals, and information on the effects of secondhand smoke, the dangers of flavored nicotine on youth, and available smoking cessation resources through a variety of media outlets.
- Continue to coordinate and collaborate with other Inyo County Departments and Community Based Organizations (CBOs) such as Toiyabe Indian Health Project, Inyo County Office of Education, Owens Valley Career Development Center, and Bishop Indian Education Center to provide a continuum of prevention services for the public.

DEPARTMENTAL BUDGET REQUEST FOR FISCAL YEAR 2023-2024

The Department's Fiscal Year 2023-2024 Requested Budget represents an overall increase of \$0 in expenditures, and an increase of \$0 in revenues, when compared to the Fiscal Year 2022-2023 Board Approved Budget. As a result, the Requested Net County Cost is increased by \$0.

Personnel Costs decreased by \$13,181 compared to the Fiscal Year 2022-2023 Board Approved Budget, due to decrease in staff in budget.

Revenues

(There are no changes in this object category from the previous fiscal year.)

Personnel

The Department's Requested Budget represents a decrease in the number of fulltime equivalent (FTE) positions that are supported by this budget.

There is a .08 decrease in FTE. See HHS Personnel Shift Table.

Services & Supplies

5122 (CELL PHONES) increased by \$489: Addition of two tablets data for consumer surveys; **5263** (ADVERTISING) increased by \$3,120: Increase in billboard advertising; **5265** (PROFESSIONAL & SPECIAL SERVICE) increased by \$80: Projected increase in Zoom and Timestudy Buddy based on FY22-23; **5291** (OFFICE, SPACE & SITE RENTAL) increased by \$1,107: Projected rent increases due to increased square footage at the Bishop consolidated building; **5311** (GENERAL OPERATING EXPENSE) increased by \$28,171: Salary savings allowed for increase in educational materials and program activities; **5331** (TRAVEL EXPENSE) decreased by \$224: Attending two different conferences / training opportunities from FY22-23.

Support & Care of Persons

(There are no changes in this object category from the previous fiscal year.)

Fixed Assets

(There are no changes in this object category from the previous fiscal year.)

FISCAL YEAR 2023-2024 REDUCTION IMPACTS TO BASE BUDGET

None.

FISCAL YEAR 2023-2024 STATE/FEDERAL FUNDING SUMMARY

State funded with tobacco taxes.

FISCAL YEAR 2023-2024 REGULATORY COMPLIANCE SUMMARY

Health and Safety Code Section 10440 states that each county public health agency shall be the lead local agency for its County and have overall responsibility for the success of the Tobacco Control Program.

MAJOR POLICY CONSIDERATIONS BEING REQUESTED

The Department recommends discontinuing the use of the Human Services Supervisor classification and establish new job titles with updated job descriptions that more accurately reflect the unique duties of various supervisory positions throughout the Department. In the Tobacco budget, this proposal would change the title of one Human Services Supervisor to Tobacco Education Supervisor, and the Department would develop a revised job description that accurately reflects the duties specific to that position.

COUNTY OF INYO

BUD002A - BUDGET REQUESTS

RUNDATE: 06/30/2023 TODAY'S DATE: 08/31/2023

FOR FISCAL YEARS: 07/01/2021 - 06/30/24

	YTD ACTUALS 06/30/2022	BOARD APPROVED 06/30/2023	WORKING BUDGET 06/30/2023	YTD ACTUALS 06/30/2023	DEPT REQUESTED 06/30/2024	CAO RECOMM 06/30/2024	BOARD APPROVED 06/30/2024
BUDGET UNIT: 640322 TOBACCO TAX GRANT 22-25							
FUND: 6882 TOBACCO TAX GRANT 22-25							
REVENUES:							
4998 - OPERATING TRANSFERS IN	\$88,387	\$300,000	\$370,049	\$228,719	\$300,000	\$300,000	\$0
OTHER FINANCING SOURCES	\$88,387	\$300,000	\$370,049	\$228,719	\$300,000	\$300,000	\$0
TOTAL REVENUES:	\$88,387	\$300,000	\$370,049	\$228,719	\$300,000	\$300,000	\$0
EXPENSES:							
5001 - SALARIED EMPLOYEES	\$32,970	\$130,991	\$122,991	\$90,552	\$120,686	\$120,686	\$0
5003 - OVERTIME	\$0	\$0	\$0	\$9	\$0	\$0	\$0
5012 - PART TIME EMPLOYEES	\$872	\$0	\$8,000	\$3,292	\$11,835	\$11,835	\$0
5021 - RETIREMENT & SOCIAL SECURITY	\$2,550	\$10,155	\$10,155	\$7,972	\$10,795	\$10,795	\$0
5022 - PERS RETIREMENT	\$3,208	\$12,658	\$12,658	\$8,825	\$12,932	\$12,932	\$0
5024 - RETIREMENT-UNFUNDED LIAB	\$6,523	\$14,713	\$14,713	\$14,713	\$15,522	\$15,522	\$0
5031 - MEDICAL INSURANCE	\$5,380	\$31,062	\$21,303	\$5,301	\$7,815	\$7,815	\$0
5032 - DISABILITY INSURANCE	\$352	\$1,447	\$1,447	\$953	\$1,261	\$1,261	\$0
5043 - OTHER BENEFITS	\$193	\$241	\$10,000	\$9,626	\$7,240	\$7,240	\$0
SALARIES & BENEFITS	\$52,051	\$201,267	\$201,267	\$141,248	\$188,086	\$188,086	\$0
5122 - CELL PHONES	\$222	\$913	\$1,688	\$801	\$1,402	\$1,402	\$0
5260 - HEALTH - EMPLOYEE PHYSICALS	\$124	\$0	\$101	\$101	\$0	\$0	\$0
5263 - ADVERTISING	\$6,287	\$18,900	\$30,801	\$12,866	\$22,020	\$22,020	\$0
5265 - PROFESSIONAL & SPECIAL SERVICE	\$7,133	\$19,522	\$19,091	\$22,189	\$19,602	\$19,602	\$0
5291 - OFFICE, SPACE & SITE RENTAL	\$2,946	\$6,883	\$8,552	\$5,580	\$7,990	\$7,990	\$0
5311 - GENERAL OPERATING EXPENSE	\$2,378	\$6,433	\$6,433	\$6,652	\$34,604	\$34,604	\$0
5331 - TRAVEL EXPENSE	\$0	\$10,385	\$8,241	\$561	\$10,161	\$10,161	\$0
5351 - UTILITIES	\$4	\$350	\$350	\$12	\$350	\$350	\$0
5499 - PRIOR YEAR REFUNDS	\$56,478	\$0	\$56,478	\$0	\$0	\$0	\$0
SERVICES & SUPPLIES	\$75,575	\$63,386	\$131,735	\$48,571	\$96,129	\$96,129	\$0
5121 - INTERNAL CHARGES	\$1,490	\$2,900	\$2,900	\$4,153	\$2,900	\$2,900	\$0
5123 - TECH REFRESH EXPENSE	\$1,077	\$3,263	\$3,263	\$3,263	\$2,239	\$2,239	\$0
5127 - MOBILE DEVICE MANAGEMENT-INTER	\$9	\$14	\$14	\$2	\$0	\$0	\$0
5129 - INTERNAL COPY CHARGES (NON-IS)	\$192	\$1,000	\$2,200	\$1,929	\$2,500	\$2,500	\$0
5152 - WORKERS COMPENSATION	\$1,115	\$1,433	\$1,433	\$1,433	\$2,268	\$2,268	\$0

COUNTY OF INYO

BUD002A - BUDGET REQUESTS

RUNDATE: 06/30/2023 TODAY'S DATE: 08/31/2023

FOR FISCAL YEARS: 07/01/2021 - 06/30/24

	YTD ACTUALS 06/30/2022	BOARD APPROVED 06/30/2023	WORKING BUDGET 06/30/2023	YTD ACTUALS 06/30/2023	DEPT REQUESTED 06/30/2024	CAO RECOMM 06/30/2024	BOARD APPROVED 06/30/2024
5155 - PUBLIC LIABILITY INSURANCE	\$1,735	\$2,291	\$2,291	\$2,291	\$4,378	\$4,378	\$0
5315 - COUNTY COST PLAN	\$11,508	\$23,446	\$23,446	\$23,446	\$0	\$0	\$0
5333 - MOTOR POOL	\$111	\$1,000	\$1,500	\$2,381	\$1,500	\$1,500	\$0
INTERNAL CHARGES	\$17,238	\$35,347	\$37,047	\$38,899	\$15,785	\$15,785	\$0
TOTAL EXPENSES:	<u>\$144,865</u>	<u>\$300,000</u>	<u>\$370,049</u>	<u>\$228,719</u>	<u>\$300,000</u>	<u>\$300,000</u>	<u>\$0</u>
BUDGET UNIT: 640322 TOBACCO TAX GRANT 22-25	(\$56,478)	\$0	\$0	\$0	\$0	\$0	\$0

WOMEN INFANTS & CHILDREN 22-23

641922

DEPARTMENTAL FUNCTIONS

This is a federally funded program, administered by the California Department of Public Health (CDPH), with goals of decreasing the risk of poor birth outcomes and improving participants' nutrition during critical times of growth and development. Our Inyo County Health & Human Services WIC program is part of a coordinated effort to protect the health of low-income mothers and children through nutrition education, breastfeeding promotion and support, healthcare referrals, and the provision of specific supplemental nutritious foods.

MAJOR ACCOMPLISHMENTS IN FISCAL YEAR 2022-2023

- WIC provided promotional materials to celebrate Breastfeeding Awareness Month in August 2022 to honor breastfeeding mothers. As a culminating event, WIC hosted a table at the Kid's Zone at the Tri-County Fair to provide community outreach. Other promotional activities included outreach via social media, with a campaign on Team Inyo's Facebook where we celebrated breastfeeding mothers in our community.
- WIC staff contributed regularly to the Inyo County Perinatal Taskforce, a collaborative of community partners working together to provide a continuum of services for pregnant and breastfeeding women and new mothers. While continuing to collaborate with our partners to support our breastfeeding mothers, WIC worked closely with the Perinatal Taskforce to meet the needs of our community during our national formula crisis. Our WIC agency distributed over 800 cans of formula during the 6-month shortage, supporting our participants and relieving the burden from our local distributors.
- The program continues to benefit from the talent and support of three Prevention Specialist positions, shared between First 5, Prevention, and WIC. The program receives administrative and managerial oversight from a Prevention Program Manager, which supports the collaboration between co-located programs, providing convenient one stop services and ensuring program continuity during vacancies.
- WIC staff supported participants as we transitioned back toward in-person certifications. Staff worked to ensure participants felt safe returning to the office and addressed the concerns of our participants. WIC transitioned to a hybrid model to continue providing remote services for our nutrition education based on feedback from participants. WIC Staff also expanded services to our participants in south county by increasing our staff presence at the Lone Pine consolidated office building and expanding our in-person availability at the Lone Pine site.
- The Registered Dietitian and WIC staff contributed to childhood obesity prevention by hosting an outreach event throughout the month of March to celebrate National Nutrition month and participation in a cooking class at one of our local schools. We look forward to expanding our opportunities to collaborate with community partners in the future.

GOALS FOR FISCAL YEAR 2023-2024

- Engage at least 50 participants in Breastfeeding Awareness Month outreach events. WIC plans to offer events in Bishop and Lone Pine.
- Increase breastfeeding rates among WIC participants by 10% for fully breastfeeding at six months and 5% for any breastfeeding at six months.

- Expand our outreach opportunities as we transition back to in-person services. This will include participating in community outreach events and restarting a parent/child group that has been on hiatus due to the pandemic.
- Complete process of cross-training new Prevention Specialists as Certified WIC Nutrition Assistants to enhance services to shared participants among co-located WIC, First 5, and Prevention Services programs.
- Collaborate with community partners to build a breastfeeding support network in our community.

DEPARTMENTAL BUDGET REQUEST FOR FISCAL YEAR 2023-2024

The Department's Fiscal Year 2023-2024 Requested Budget represents an overall decrease of \$30,039 in expenditures, and a decrease of \$30,039 in revenues, when compared to the Fiscal Year 2022-2023 Board Approved Budget. As a result, the Requested Net County Cost is increased by \$0.

Personnel Costs decreased by \$26,385 compared to the Fiscal Year 2022-2023 Board Approved Budget, due to decrease in staff FTE in this budget.

Revenues

4555 (FEDERAL GRANTS) decreased by \$30,039: We are projecting less expenses for this budget due to staff changes and vacancies. This budget is the final 3 months of the grant cycle.

Personnel

The Department's Requested Budget represents a decrease in the number of fulltime equivalent (FTE) positions that are supported by this budget.

There is a 1.02 decrease in FTE. We are reorganizing the supervision over the WIC program. We are requesting to change the RD job description to include supervision, increase her pay range and will make her the WIC Director with the California Department of Public Health. Most counties designate their RD as the WIC Director.

Services & Supplies

5122 (CELL PHONES) increased by \$4: Projected expenditures based on prior year trend; **5265** (PROFESSIONAL & SPECIAL SERVICE) increased by \$18: Projected expenditures based on prior year trend; **5291** (OFFICE, SPACE & SITE RENTAL) increased by \$72: Projected rent increases due to increased square footage at the Bishop consolidated building; **5331** (TRAVEL EXPENSE) increased by \$357: Additional travel required for new registered dietician.

Support & Care of Persons

(There are no changes in this object category from the previous fiscal year.)

Fixed Assets

(There are no changes in this object category from the previous fiscal year.)

FISCAL YEAR 2023-2024 REDUCTION IMPACTS TO BASE BUDGET

None.

FISCAL YEAR 2023-2024 STATE/FEDERAL FUNDING SUMMARY

Federal Funding through United States Department of Agriculture (USDA). Funding has remained stable, and the Department continues to monitor appropriation discussions at the Federal Level.

FISCAL YEAR 2023-2024 REGULATORY COMPLIANCE SUMMARY

WIC services are deemed critical to the growth and development of children in low-income families; however, WIC is not a mandated program and in some counties is offered through private community-based organizations.

MAJOR POLICY CONSIDERATIONS BEING REQUESTED

The Department recommends reclassifying the Registered Dietitian Nutritionist (RD) to a Supervising Registered Dietitian Nutritionist position at Range 78 to enable the Supervising RD to provide direct clinical supervision of WIC Nutrition Assistants in the Women Infants and Children (WIC) program. The WIC program requires that the local WIC Director be either a Registered Dietitian or licensed healthcare provider, so making this change to allow supervision will bring the program into compliance with WIC Director duties. This position is also partially funded in Health, Behavioral Health, and ESAAA budgets and the Department does not expect tasks that the RD performs in those budgets to be impacted by this request.

COUNTY OF INYO

BUD002A - BUDGET REQUESTS

RUNDATE: 06/30/2023 TODAY'S DATE: 08/31/2023

FOR FISCAL YEARS: 07/01/2021 - 06/30/24

	YTD ACTUALS 06/30/2022	BOARD APPROVED 06/30/2023	WORKING BUDGET 06/30/2023	YTD ACTUALS 06/30/2023	DEPT REQUESTED 06/30/2024	CAO RECOMM 06/30/2024	BOARD APPROVED 06/30/2024
BUDGET UNIT: 641922 WOMEN INFANTS & CHILDREN 22-23							
FUND: 6892 WOMEN INFANTS & CHILDREN FUND							
REVENUES:							
4430 - HEALTH REALIGNMENT	\$0	\$0	\$0	\$8,514	\$0	\$0	\$0
4555 - FEDERAL GRANTS	\$0	\$271,702	\$271,702	\$228,487	\$124,119	\$124,119	\$0
AID FROM OTHER GOVT AGENCIES	\$0	\$271,702	\$271,702	\$237,002	\$124,119	\$124,119	\$0
TOTAL REVENUES:	\$0	\$271,702	\$271,702	\$237,002	\$124,119	\$124,119	\$0
EXPENSES:							
5001 - SALARIED EMPLOYEES	\$0	\$105,834	\$105,834	\$105,522	\$57,708	\$57,708	\$0
5021 - RETIREMENT & SOCIAL SECURITY	\$0	\$8,199	\$8,199	\$7,771	\$4,501	\$4,501	\$0
5022 - PERS RETIREMENT	\$0	\$12,695	\$12,695	\$13,613	\$7,306	\$7,306	\$0
5024 - RETIREMENT-UNFUNDED LIAB	\$0	\$30,093	\$30,093	\$30,093	\$10,583	\$10,583	\$0
5025 - RETIREE HEALTH BENEFITS	\$0	\$30,011	\$30,011	\$26,476	\$11,684	\$11,684	\$0
5031 - MEDICAL INSURANCE	\$0	\$28,759	\$27,372	\$22,612	\$12,976	\$12,976	\$0
5032 - DISABILITY INSURANCE	\$0	\$1,169	\$1,169	\$872	\$527	\$527	\$0
5043 - OTHER BENEFITS	\$0	\$85	\$1,472	\$1,672	\$483	\$483	\$0
SALARIES & BENEFITS	\$0	\$216,845	\$216,845	\$208,635	\$105,768	\$105,768	\$0
5122 - CELL PHONES	\$0	\$738	\$738	\$941	\$250	\$250	\$0
5260 - HEALTH - EMPLOYEE PHYSICALS	\$0	\$0	\$150	\$302	\$150	\$150	\$0
5263 - ADVERTISING	\$0	\$500	\$500	\$97	\$600	\$600	\$0
5265 - PROFESSIONAL & SPECIAL SERVICE	\$0	\$885	\$885	\$197	\$100	\$100	\$0
5291 - OFFICE, SPACE & SITE RENTAL	\$0	\$5,055	\$5,055	\$5,824	\$1,498	\$1,498	\$0
5311 - GENERAL OPERATING EXPENSE	\$0	\$7,138	\$7,138	\$3,000	\$500	\$500	\$0
5331 - TRAVEL EXPENSE	\$0	\$2,495	\$2,495	\$1,719	\$3,875	\$3,875	\$0
5351 - UTILITIES	\$0	\$2,000	\$1,850	\$633	\$890	\$890	\$0
SERVICES & SUPPLIES	\$0	\$18,811	\$18,811	\$12,675	\$7,863	\$7,863	\$0
5121 - INTERNAL CHARGES	\$0	\$3,625	\$3,600	\$5,939	\$1,300	\$1,300	\$0
5123 - TECH REFRESH EXPENSE	\$0	\$3,807	\$3,807	\$3,807	\$840	\$840	\$0
5127 - MOBILE DEVICE MANAGEMENT-INTER	\$0	\$10	\$35	\$32	\$0	\$0	\$0
5129 - INTERNAL COPY CHARGES (NON-IS)	\$0	\$700	\$700	\$373	\$125	\$125	\$0
5152 - WORKERS COMPENSATION	\$0	\$2,093	\$2,093	\$2,093	\$2,120	\$2,120	\$0
5155 - PUBLIC LIABILITY INSURANCE	\$0	\$3,346	\$3,346	\$3,346	\$988	\$988	\$0

COUNTY OF INYO

BUD002A - BUDGET REQUESTS

RUNDATE: 06/30/2023 TODAY'S DATE: 08/31/2023

FOR FISCAL YEARS: 07/01/2021 - 06/30/24

	YTD ACTUALS 06/30/2022	BOARD APPROVED 06/30/2023	WORKING BUDGET 06/30/2023	YTD ACTUALS 06/30/2023	DEPT REQUESTED 06/30/2024	CAO RECOMM 06/30/2024	BOARD APPROVED 06/30/2024
5315 - COUNTY COST PLAN	\$0	\$19,465	\$19,465	\$19,465	\$4,615	\$4,615	\$0
5333 - MOTOR POOL	\$0	\$3,000	\$3,000	\$2,160	\$500	\$500	\$0
INTERNAL CHARGES	\$0	\$36,046	\$36,046	\$37,216	\$10,488	\$10,488	\$0
TOTAL EXPENSES:	<u>\$0</u>	<u>\$271,702</u>	<u>\$271,702</u>	<u>\$258,527</u>	<u>\$124,119</u>	<u>\$124,119</u>	<u>\$0</u>
BUDGET UNIT: 641922 WOMEN INFANTS & CHILDREN 22-23	\$0	\$0	\$0	(\$21,524)	\$0	\$0	\$0

WOMEN INFANTS & CHILDREN 23-24

641923

DEPARTMENTAL FUNCTIONS

This is a federally funded program, administered by the California Department of Public Health (CDPH), with goals of decreasing the risk of poor birth outcomes and improving participants' nutrition during critical times of growth and development. Our Inyo County Health & Human Services WIC program is part of a coordinated effort to protect the health of low-income mothers and children through nutrition education, breastfeeding promotion and support, healthcare referrals, and the provision of specific supplemental nutritious foods.

MAJOR ACCOMPLISHMENTS IN FISCAL YEAR 2022-2023

- WIC provided promotional materials to celebrate Breastfeeding Awareness Month in August 2022 to honor breastfeeding mothers. As a culminating event, WIC hosted a table at the Kid's Zone at the Tri-County Fair to provide community outreach. Other promotional activities included outreach via social media, with a campaign on Team Inyo's Facebook where we celebrated breastfeeding mothers in our community.
- WIC staff contributed regularly to the Inyo County Perinatal Taskforce, a collaborative of community partners working together to provide a continuum of services for pregnant and breastfeeding women and new mothers. While continuing to collaborate with our partners to support our breastfeeding mothers, WIC worked closely with the Perinatal Taskforce to meet the needs of our community during our national formula crisis. Our WIC agency distributed over 800 cans of formula during the 6-month shortage, supporting our participants and relieving the burden from our local distributors.
- The program continues to benefit from the talent and support of three Prevention Specialist positions, shared between First 5, Prevention, and WIC. The program receives administrative and managerial oversight from a Prevention Program Manager, which supports the collaboration between co-located programs, providing convenient one stop services and ensuring program continuity during vacancies.
- WIC staff supported participants as we transitioned back toward in-person certifications. Staff worked to ensure participants felt safe returning to the office and addressed the concerns of our participants. WIC transitioned to a hybrid model to continue providing remote services for our nutrition education based on feedback from participants. WIC Staff also expanded services to our participants in south county by increasing our staff presence at the Lone Pine consolidated office building and expanding our in-person availability at the Lone Pine site.
- Our Registered Dietitian and WIC staff contributed to childhood obesity prevention by hosting an outreach event throughout the month of March to celebrate National Nutrition month and participation in a cooking class at one of our local schools. We look forward to expanding our opportunities to collaborate with community partners in the future.

GOALS FOR FISCAL YEAR 2023-2024

- Engage at least 50 participants in Breastfeeding Awareness Month outreach events. WIC plans to offer events in Bishop and Lone Pine.
- Increase breastfeeding rates among WIC participants by 10% for fully breastfeeding at six months and 5% for any breastfeeding at six months.

- Expand our outreach opportunities as we transition back to in-person services. This will include participating in community outreach events and restarting a parent/child group that has been on hiatus due to the pandemic.
- Complete the process of cross-training new Prevention Specialists as Certified WIC Nutrition Assistants to enhance services to shared participants among co-located WIC, First 5, and Prevention Services programs.
- Collaborate with community partners to build a breastfeeding support network in our community.

DEPARTMENTAL BUDGET REQUEST FOR FISCAL YEAR 2023-2024

The Department's Fiscal Year 2023-2024 Requested Budget represents an overall increase of \$91,779 in expenditures, and an increase of \$91,779 in revenues, when compared to the Fiscal Year 2022-2023 Board Approved Budget. As a result, the Requested Net County Cost is increased by \$0.

Personnel Costs increased by \$87,695 compared to the Fiscal Year 2022-2023 Board Approved Budget, due to staff supervision reorganization, clerical staff changes and negotiated COLA and benefit increases.

Revenues

4555 (FEDERAL GRANTS) increased by \$91,779: This grant begins October 1 and due to staff vacancies, we are projecting more expenses in this budget compared to the 3 month budget.

Personnel

The Department's Requested Budget represents a decrease in the number of fulltime equivalent (FTE) positions that are supported by this budget.

There is a 1.02 decrease in FTE. However, our overall salary and benefits are higher due to hiring a full time Registered Dietician (RD) which increased the salary and benefits and the negotiated COLA and benefit increases. We are also requesting to reorganize the supervision over the WIC program. We are requesting to change the RD job description to include supervision, increase her pay range and will make her the WIC Director with the California Department of Public Health. Most counties designate their RD as the WIC Director.

See HHS Shift table for personnel spreads between the 23 budgets.

Services & Supplies

5122 (CELL PHONES) decreased by \$8: Projected expenditures based on prior year trend; **5260** (HEALTH - EMPLOYEE PHYSICALS) increased by \$750: Projected expenses related to hiring new employees and license reimbursements; **5263** (ADVERTISING) increased by \$1,000: Projected expenditures based on prior year trend; **5265** (PROFESSIONAL & SPECIAL SERVICE) increased by \$16: Projected expenditures based on prior year trend; **5291** (OFFICE, SPACE & SITE RENTAL) increased by \$278: Projected rent increases due to increased square footage at the Bishop consolidated building; **5311** (GENERAL OPERATING EXPENSE) increased by \$1,794: Increase due to need to replace infant scale; **5331** (TRAVEL EXPENSE) increased by \$1,036: Projected changes in travel requirements; **5351** (UTILITIES) decreased by \$500: Projected expenditures based on prior year trend.

Support & Care of Persons

(There are no changes in this object category from the previous fiscal year.)

Fixed Assets

(There are no changes in this object category from the previous fiscal year.)

FISCAL YEAR 2023-2024 REDUCTION IMPACTS TO BASE BUDGET

None.

FISCAL YEAR 2023-2024 STATE/FEDERAL FUNDING SUMMARY

Federal Funding through United States Department of Agriculture (USDA). Funding has remained stable, and the Department continues to monitor appropriation discussions at the Federal Level.

FISCAL YEAR 2023-2024 REGULATORY COMPLIANCE SUMMARY

WIC services are deemed critical to the growth and development of children in low-income families; however, WIC is not a mandated program and in some counties is offered through private community-based organizations.

MAJOR POLICY CONSIDERATIONS BEING REQUESTED

The Department recommends reclassifying the Registered Dietitian Nutritionist (RD) to a Supervising Registered Dietitian Nutritionist position at Range 78 to enable the Supervising RD to provide direct clinical supervision of WIC Nutrition Assistants in the Women Infant's and Children (WIC) program. The WIC program requires that the local WIC Director be either a Registered Dietitian or licensed healthcare provider, so making this change to allow supervision will bring the program into compliance with WIC Director duties. This position is also partially funded in Health, Behavioral Health, and ESAAA budgets and the Department does not expect tasks that the RD performs in those budgets to be impacted by this request.

COUNTY OF INYO

BUD002A - BUDGET REQUESTS

RUNDATE: 06/30/2023 TODAY'S DATE: 08/31/2023

FOR FISCAL YEARS: 07/01/2021 - 06/30/24

	YTD ACTUALS 06/30/2022	BOARD APPROVED 06/30/2023	WORKING BUDGET 06/30/2023	YTD ACTUALS 06/30/2023	DEPT REQUESTED 06/30/2024	CAO RECOMM 06/30/2024	BOARD APPROVED 06/30/2024
BUDGET UNIT: 641923 WOMEN INFANTS & CHILDREN 23-24							
FUND: 6892 WOMEN INFANTS & CHILDREN FUND							
REVENUES:							
4555 - FEDERAL GRANTS	\$0	\$0	\$0	\$0	\$363,481	\$363,481	\$0
AID FROM OTHER GOVT AGENCIES	\$0	\$0	\$0	\$0	\$363,481	\$363,481	\$0
TOTAL REVENUES:	\$0	\$0	\$0	\$0	\$363,481	\$363,481	\$0
EXPENSES:							
5001 - SALARIED EMPLOYEES	\$0	\$0	\$0	\$0	\$165,892	\$165,892	\$0
5021 - RETIREMENT & SOCIAL SECURITY	\$0	\$0	\$0	\$0	\$12,923	\$12,923	\$0
5022 - PERS RETIREMENT	\$0	\$0	\$0	\$0	\$21,193	\$21,193	\$0
5024 - RETIREMENT-UNFUNDED LIAB	\$0	\$0	\$0	\$0	\$31,747	\$31,747	\$0
5025 - RETIREE HEALTH BENEFITS	\$0	\$0	\$0	\$0	\$35,052	\$35,052	\$0
5031 - MEDICAL INSURANCE	\$0	\$0	\$0	\$0	\$34,776	\$34,776	\$0
5032 - DISABILITY INSURANCE	\$0	\$0	\$0	\$0	\$1,509	\$1,509	\$0
5043 - OTHER BENEFITS	\$0	\$0	\$0	\$0	\$1,448	\$1,448	\$0
SALARIES & BENEFITS	\$0	\$0	\$0	\$0	\$304,540	\$304,540	\$0
5122 - CELL PHONES	\$0	\$0	\$0	\$0	\$730	\$730	\$0
5260 - HEALTH - EMPLOYEE PHYSICALS	\$0	\$0	\$0	\$0	\$750	\$750	\$0
5263 - ADVERTISING	\$0	\$0	\$0	\$0	\$1,500	\$1,500	\$0
5265 - PROFESSIONAL & SPECIAL SERVICE	\$0	\$0	\$0	\$0	\$901	\$901	\$0
5291 - OFFICE, SPACE & SITE RENTAL	\$0	\$0	\$0	\$0	\$5,333	\$5,333	\$0
5311 - GENERAL OPERATING EXPENSE	\$0	\$0	\$0	\$0	\$8,932	\$8,932	\$0
5331 - TRAVEL EXPENSE	\$0	\$0	\$0	\$0	\$3,531	\$3,531	\$0
5351 - UTILITIES	\$0	\$0	\$0	\$0	\$1,500	\$1,500	\$0
SERVICES & SUPPLIES	\$0	\$0	\$0	\$0	\$23,177	\$23,177	\$0
5121 - INTERNAL CHARGES	\$0	\$0	\$0	\$0	\$3,625	\$3,625	\$0
5123 - TECH REFRESH EXPENSE	\$0	\$0	\$0	\$0	\$2,519	\$2,519	\$0
5129 - INTERNAL COPY CHARGES (NON-IS)	\$0	\$0	\$0	\$0	\$375	\$375	\$0
5152 - WORKERS COMPENSATION	\$0	\$0	\$0	\$0	\$7,409	\$7,409	\$0
5155 - PUBLIC LIABILITY INSURANCE	\$0	\$0	\$0	\$0	\$4,991	\$4,991	\$0
5315 - COUNTY COST PLAN	\$0	\$0	\$0	\$0	\$13,845	\$13,845	\$0
5333 - MOTOR POOL	\$0	\$0	\$0	\$0	\$3,000	\$3,000	\$0

WORK INVESTMENT ACT 23-24

613723

DEPARTMENTAL FUNCTIONS

The Workforce Innovation and Opportunity Act (WIOA) went into effect in July 2014. The WIOA superseded the Workforce Investment Act of 1998 (WIA). Locally, WIOA provides for access to a computer, scanner, fax and printer for resume development, job searching and other employment resources (including access to Employment Development Department on-line services). Health and Human Services intends to leverage WIOA and CalWORKs expanded subsidized employment funding to expand employment training and subsidized employment slots during FY 2023-24. Additional core responsibilities include keeping a strong relationship with our Local Area partners in our WIOA consortium, Kern and Mono Counties, and maintaining effective budget projections and accountability.

MAJOR ACCOMPLISHMENTS IN FISCAL YEAR 2022-2023

- Supported the services available to residents within Inyo County, by offering an employment registration service that allows any resident, seeking employment, access to on-line employment resources, while reducing the administrative costs to the County. Inyo County staff provided the community with information on how to apply for California Unemployment Services and provided by appointment access to a phone, fax or computer, if it was needed during the application process.
- Continued to utilize the WorkKeys Program, which provides foundational skill assessments and curriculum to enhance job seekers' job readiness. The WorkKeys Program is offered to reentry, general assistance, Welfare-To-Work and incarcerated consumers. The WorkKeys Program is available to all residents of the county.
- Continued to coordinate with partnering agencies through our participation in the Employment Collaboration Group, which includes, but is not limited to representatives from Owens Valley Career Development Center (Tribal TANF), Tribal Employment Rights Organization, US Forest Service, Inyo Mono Advocates for Community Action and Cerro Coso Community College. This group ensures coordination of services and works to address gaps in the employment services available throughout the County.
- Continued coordination with Kern County to ensure the provision of services continue to be available to the residents of Inyo County.

GOALS FOR FISCAL YEAR 2023-2024

- Continue to market the available employment registration services to residents throughout the community, with an emphasis on clients served by county programs, including, but not limited to, Employment and Eligibility, Probation, Behavioral Health.
- Expand employment classes and coordinate with the Eastern Sierra Small Business Resource Center to build job placement capacity, including through the administration of subsidized employment.
- Utilize the electronic registration and tracking system (VOS Greeter) for clients to access resources including CalJOBS to support efforts to find and maintain employment, reducing their risk for public assistance programs.
- Coordinate with the Inyo County Office of Education - Adult Education Program to connect clients in need of credits for their high school diploma, GED preparation, improved basic education skills or English language skills.

- Stay current on program regulations to ensure compliance with State regulations.

DEPARTMENTAL BUDGET REQUEST FOR FISCAL YEAR 2023-2024

The Department's Fiscal Year 2023-2024 Requested Budget represents an overall increase of \$44,484 in expenditures, and an increase of \$44,484 in revenues, when compared to the Fiscal Year 2022-2023 Board Approved Budget. As a result, the Requested Net County Cost is increased by \$0.

Personnel Costs decreased by \$32,399 compared to the Fiscal Year 2022-2023 Board Approved Budget, due to staff changes in this grant.

Revenues

4498 (STATE GRANTS) increased by \$44,484: Estimated allocation for the fiscal year.

Personnel

The Department's Requested Budget represents a decrease in the number of fulltime equivalent (FTE) positions that are supported by this budget.

There is a .50 decrease in FTEs. We are requesting the establishment of a new classification, Employment and Training Worker and to remove the Office Clerks.

See HHS Shift table for personnel spreads between the 23 budgets.

Services & Supplies

5122 (CELL PHONES) increased by \$490: New staff will need a cell phone for employers to contact; **5265** (PROFESSIONAL & SPECIAL SERVICE) increased by \$118,429: Contract with employers to provide subsidized employment for clients; **5291** (OFFICE, SPACE & SITE RENTAL) decreased by \$1,015: Projected rent decrease due to staff changes which decrease the share of the Bishop consolidated building rent; **5311** (GENERAL OPERATING EXPENSE) decreased by \$37: Projected expenditures based on prior year trend; **5351** (UTILITIES) decreased by \$200: Projected expenditures based on prior year trend.

Support & Care of Persons

5501 (SUPPORT & CARE OF PERSONS) decreased by \$39,040: Moved these expenses to Professional Services.

Fixed Assets

(There are no changes in this object category from the previous fiscal year.)

FISCAL YEAR 2023-2024 REDUCTION IMPACTS TO BASE BUDGET

None.

FISCAL YEAR 2023-2024 STATE/FEDERAL FUNDING SUMMARY

This is a federally funded program.

FISCAL YEAR 2023-2024 REGULATORY COMPLIANCE SUMMARY

The Federal government requires states to provide WIOA services. Our local WIOA program operates under a Joint Powers Agreement between Kern, Inyo and Mono (KIM) counties.

MAJOR POLICY CONSIDERATIONS BEING REQUESTED

The Department recommends establishing a new classification, Employment and Training Worker at Range 67, that will leverage expanded subsidized employment and Workforce Investment and Opportunities Act (WIOA) funding to offer employment classes and to coordinate and support subsidized employment opportunities in Inyo County. This position will focus on job training and job placement for a narrowly defined population that has historically experienced difficulties in sustaining employment. The Department will make efforts to coordinated job training and placement activities with other agencies that provide similar services. Funding to support this position comes with strict compliance requirements and undergoes intensive monitoring, which makes it difficult to subcontract.

COUNTY OF INYO

BUD002A - BUDGET REQUESTS

RUNDATE: 06/30/2023 TODAY'S DATE: 08/31/2023

FOR FISCAL YEARS: 07/01/2021 - 06/30/24

	YTD ACTUALS 06/30/2022	BOARD APPROVED 06/30/2023	WORKING BUDGET 06/30/2023	YTD ACTUALS 06/30/2023	DEPT REQUESTED 06/30/2024	CAO RECOMM 06/30/2024	BOARD APPROVED 06/30/2024
BUDGET UNIT: 613723 WORK INVESTMENT ACT 23-24							
FUND: 6887 WORK INVESTMENT ACT							
REVENUES:							
4498 - STATE GRANTS	\$0	\$0	\$0	\$0	\$171,082	\$171,082	\$0
AID FROM OTHER GOVT AGENCIES	\$0	\$0	\$0	\$0	\$171,082	\$171,082	\$0
TOTAL REVENUES:	<u>\$0</u>	<u>\$0</u>	<u>\$0</u>	<u>\$0</u>	<u>\$171,082</u>	<u>\$171,082</u>	<u>\$0</u>
EXPENSES:							
5001 - SALARIED EMPLOYEES	\$0	\$0	\$0	\$0	\$28,405	\$28,405	\$0
5021 - RETIREMENT & SOCIAL SECURITY	\$0	\$0	\$0	\$0	\$2,195	\$2,195	\$0
5022 - PERS RETIREMENT	\$0	\$0	\$0	\$0	\$2,819	\$2,819	\$0
5024 - RETIREMENT-UNFUNDED LIAB	\$0	\$0	\$0	\$0	\$1,834	\$1,834	\$0
5031 - MEDICAL INSURANCE	\$0	\$0	\$0	\$0	\$8,569	\$8,569	\$0
5032 - DISABILITY INSURANCE	\$0	\$0	\$0	\$0	\$256	\$256	\$0
SALARIES & BENEFITS	\$0	\$0	\$0	\$0	\$44,078	\$44,078	\$0
5122 - CELL PHONES	\$0	\$0	\$0	\$0	\$490	\$490	\$0
5265 - PROFESSIONAL & SPECIAL SERVICE	\$0	\$0	\$0	\$0	\$118,566	\$118,566	\$0
5291 - OFFICE, SPACE & SITE RENTAL	\$0	\$0	\$0	\$0	\$1,093	\$1,093	\$0
5311 - GENERAL OPERATING EXPENSE	\$0	\$0	\$0	\$0	\$1,600	\$1,600	\$0
5351 - UTILITIES	\$0	\$0	\$0	\$0	\$200	\$200	\$0
SERVICES & SUPPLIES	\$0	\$0	\$0	\$0	\$121,949	\$121,949	\$0
5121 - INTERNAL CHARGES	\$0	\$0	\$0	\$0	\$2,000	\$2,000	\$0
5129 - INTERNAL COPY CHARGES (NON-IS)	\$0	\$0	\$0	\$0	\$50	\$50	\$0
5152 - WORKERS COMPENSATION	\$0	\$0	\$0	\$0	\$1,025	\$1,025	\$0
5155 - PUBLIC LIABILITY INSURANCE	\$0	\$0	\$0	\$0	\$1,980	\$1,980	\$0
INTERNAL CHARGES	\$0	\$0	\$0	\$0	\$5,055	\$5,055	\$0
TOTAL EXPENSES:	<u>\$0</u>	<u>\$0</u>	<u>\$0</u>	<u>\$0</u>	<u>\$171,082</u>	<u>\$171,082</u>	<u>\$0</u>
BUDGET UNIT: 613723 WORK INVESTMENT ACT 23-24	\$0	\$0	\$0	\$0	\$0	\$0	\$0

GRAND JURY 022000

DEPARTMENTAL FUNCTIONS

The Constitution for the State of California mandates that "one or more grand juries shall be drawn and summoned at least once a year in each county". The Inyo County Grand Jury has the responsibility of examining all aspects of county government, including special districts, to specifically determine the propriety and efficiency necessary in the expenditures of public monies, as well as the proper administration of county services.

MAJOR ACCOMPLISHMENTS IN FISCAL YEAR 2022-2023

- Not Applicable

GOALS FOR FISCAL YEAR 2023-2024

- Not Applicable

DEPARTMENTAL BUDGET REQUEST FOR FISCAL YEAR 2023-2024

The Department's Fiscal Year 2023-2024 Requested Budget represents an overall increase of \$0 in expenditures, and an increase of \$0 in revenues, when compared to the Fiscal Year 2022-2023 Board Approved Budget. As a result, the Requested Net County Cost is increased by \$0.

Personnel Costs did not change compared to the Fiscal Year 2022-2023 Board Approved Budget.

Revenues

(There are no changes in this object category from the previous fiscal year.)

Personnel

The Department's Requested Budget represents no change in the number of fulltime equivalent (FTE) positions that are supported by this budget.

There are no personnel expenditures in this budget. Administration is provided by staff in the CAO Budget.

Services & Supplies

5311 (GENERAL OPERATING EXPENSE) increased by \$550: based on actual expenditures.

Support & Care of Persons

(There are no changes in this object category from the previous fiscal year.)

Fixed Assets

(There are no changes in this object category from the previous fiscal year.)

FISCAL YEAR 2023-2024 REDUCTION IMPACTS TO BASE BUDGET

Not Applicable

FISCAL YEAR 2023-2024 STATE/FEDERAL FUNDING SUMMARY

Not Applicable

FISCAL YEAR 2023-2024 REGULATORY COMPLIANCE SUMMARY

Not Applicable

MAJOR POLICY CONSIDERATIONS BEING REQUESTED

Not Applicable

COUNTY OF INYO

BUD002A - BUDGET REQUESTS

RUNDATE: 06/30/2023 TODAY'S DATE: 08/31/2023

FOR FISCAL YEARS: 07/01/2021 - 06/30/24

	YTD ACTUALS 06/30/2022	BOARD APPROVED 06/30/2023	WORKING BUDGET 06/30/2023	YTD ACTUALS 06/30/2023	DEPT REQUESTED 06/30/2024	CAO RECOMM 06/30/2024	BOARD APPROVED 06/30/2024
BUDGET UNIT: 022000 GRAND JURY							
FUND: 0001 GENERAL FUND							
REVENUES:							
TOTAL REVENUES:	\$0	\$0	\$0	\$0	\$0	\$0	\$0
EXPENSES:							
5161 - JURY EXPENSE	\$15,520	\$18,110	\$18,110	\$15,430	\$18,110	\$18,110	\$0
5232 - OFFICE & OTHER EQUIP < \$5,000	\$0	\$5,000	\$4,450	\$0	\$5,000	\$5,000	\$0
5311 - GENERAL OPERATING EXPENSE	\$1,063	\$650	\$1,200	\$1,130	\$1,200	\$1,200	\$0
SERVICES & SUPPLIES	\$16,584	\$23,760	\$23,760	\$16,561	\$24,310	\$24,310	\$0
5121 - INTERNAL CHARGES	\$0	\$500	\$200	\$0	\$0	\$0	\$0
5129 - INTERNAL COPY CHARGES (NON-IS)	\$112	\$100	\$400	\$242	\$50	\$50	\$0
INTERNAL CHARGES	\$112	\$600	\$600	\$242	\$50	\$50	\$0
TOTAL EXPENSES:	\$16,697	\$24,360	\$24,360	\$16,804	\$24,360	\$24,360	\$0
BUDGET UNIT: 022000 GRAND JURY	(\$16,697)	(\$24,360)	(\$24,360)	(\$16,804)	(\$24,360)	(\$24,360)	\$0

FARM ADVISOR

066800

DEPARTMENTAL FUNCTIONS

The Inyo and Mono counties' UC Cooperative Extension office (Farm Advisor) is a joint department of the University of California and the County of Inyo. It houses the farm advisor and administers several volunteer programs including 4-H that serve the Eastern Sierra.

Serving as a bridge between local issues and the power of UC research, UC Cooperative Extension brings practical, unbiased, science-based answers to the residents and agencies of Inyo and Mono counties through our programs and outreach. We are part of the statewide University of California Division of Agriculture and Natural Resources (UC ANR) conducting research and extension all 58 counties.

The Farm Advisor's work is aimed at conducting applied research and education to support local food systems, small farms, environmental horticulture, and quality of life issues. Our department serves as a link to UC campus and county-based academics to assist livestock producers, resource agencies, and other entities as needed to provide research-based answers to pressing problems.

The 4-H Youth Development Program is administered through our department. This program provides meaningful, learn-by-doing educational activities to children in 4-H clubs and by other means. Our projects range from animal husbandry to citizenship, and all points in between. This program is led and conducted by adult volunteers in our communities. Research has shown that 4-H members learn important life skills like self-confidence, citizenship and responsibility. In a recent survey, 73% of 4-H members reported a desire to study science after high school.

The UC Master Gardener Program empowers our trained volunteers to extend research-based information to the public. This popular program provides home horticulture and gardening information through outreach, community gardens, workshops, demonstrations. The program improves our quality of life and increases the supply of locally grown produce. Unique to California, our local Master Gardener training program offers a hybrid learning model better suited to our remote, sparsely populated region. Master Gardener volunteers are working to ramp up outreach and support for home hardening against wildfire in the coming fiscal year.

Our Master Food Preserver Program has 15 trained volunteers who teach the public safe means to preserve locally produced food and to reduce food waste. They specialize in research-based canning, dehydration, fermentation and freezing techniques. Our local program has been recognized as innovative and serves at an advisory capacity at the state level.

These efforts are funded cooperatively by Inyo and Mono county governments, the University of California, and the United States Department of Agriculture. Our department receives extramural funding through grants managed by UC, and through fundraising activities supported by the public. Through a long-standing arrangement, Mono County funds one third of the department's expenses.

MAJOR ACCOMPLISHMENTS IN FISCAL YEAR 2022-2023

- Secured funding and support for a new Cooperative Extension Advisor to be based in Bishop working on Community and Economic Development expected to be filled in 2023. This academic position will be working with local governments, small business center, and NGOs to foster economic growth and business development in the Eastern Sierra.

- The City of Bishop in partnership with the Bishop Community Garden and UC Master Gardeners received an Urban Greening Grant from the California Natural Resources Agency for \$138,921 to enhance and improve the community garden and demonstration plots.
- Worked with USDA, LADWP and Lahontan Regional Water Quality Control Board to inform and adopt the Bishop Creek Vision Plan, a 10-year alternative to a more prescriptive, regulatory approach which seeks to improve water quality in the Bishop Creek Watershed.
- 35 Adult and 15 youth 4-H volunteers served 332 youth last year. We have 166 4-H members enrolled. 4-H offers 45 projects in our 5 community clubs.
- Completed a Master Gardener training class using hybrid in-person/remote learning model with 11 graduates.

GOALS FOR FISCAL YEAR 2023-2024

- Maintain 4-H program enrollment fees at reasonable prices to encourage participation and to expand enrollment.
- Develop and recruit a new Youth, Families, and Communities Advisor position based in Kern County that will provide support and resources for youth development and nutrition programming in the Eastern Sierra.
- Offer a training for new Master Food Preservers in Inyo and Mono counties.
- Partner with Inyo and Mono counties' efforts to improve home hardening and defensible space in our landscapes by utilizing our network of trained Master Gardener volunteers.

DEPARTMENTAL BUDGET REQUEST FOR FISCAL YEAR 2023-2024

The Department's Fiscal Year 2023-2024 Requested Budget represents an overall increase of \$6,171 in expenditures, and a decrease of \$444 in revenues, when compared to the Fiscal Year 2022-2023 Board Approved Budget. As a result, the Requested Net County Cost is increased by \$6,615.

We endeavor to run our office frugally and use extramural funding when possible to conduct our programs. Most travel expenses, for example, have been paid using outside sources.

As has been the case in previous years, most of our non-personnel budget is comprised of charges that are assigned to our department as operating expenses.

This year our department is not requesting professional expenses (5265). Due to a part-year personnel vacancy, improved fundraising, and an increase in support for UC central funding, this will not be needed in this budget. In order to maintain affordable 4-H enrollment fees, there may be a need in future years for additional support.

Under terms of a long-standing agreement, the Farm Advisor's budget is funded as an Inyo County department with support from Mono County in the amount of one-third of last year's actual expenses billed once annually. Essentially, Inyo County pays for two thirds of the department's expenses; Mono County reimburses for the remainder.

Personnel Costs increased by \$3,598 compared to the Fiscal Year 2022-2023 Board Approved Budget, due to typical annual increases of cost.

Revenues

4561 (AID FROM MONO COUNTY) decreased by \$444: Changes annually based on submitted budget.

Personnel

The Department's Requested Budget represents no change in the number of fulltime equivalent (FTE) positions that are supported by this budget.

No change

Services & Supplies

5232 (OFFICE & OTHER EQUIP < \$5,000) decreased by \$150: Less needed; **5265** (PROFESSIONAL & SPECIAL SERVICE) decreased by \$14,500: Change in funding and personnel vacancy. Explained in request above; **5311** (GENERAL OPERATING EXPENSE) increased by \$259: Expected increases in printing and copy paper.

Support & Care of Persons

(There are no changes in this object category from the previous fiscal year.)

Fixed Assets

(There are no changes in this object category from the previous fiscal year.)

FISCAL YEAR 2023-2024 REDUCTION IMPACTS TO BASE BUDGET

N/A

FISCAL YEAR 2023-2024 STATE/FEDERAL FUNDING SUMMARY

N/A

FISCAL YEAR 2023-2024 REGULATORY COMPLIANCE SUMMARY

N/A

MAJOR POLICY CONSIDERATIONS BEING REQUESTED

N/A

COUNTY OF INYO

BUD002A - BUDGET REQUESTS

RUNDATE: 06/30/2023 TODAY'S DATE: 08/31/2023

FOR FISCAL YEARS: 07/01/2021 - 06/30/24

	YTD ACTUALS 06/30/2022	BOARD APPROVED 06/30/2023	WORKING BUDGET 06/30/2023	YTD ACTUALS 06/30/2023	DEPT REQUESTED 06/30/2024	CAO RECOMM 06/30/2024	BOARD APPROVED 06/30/2024
BUDGET UNIT: 066800 FARM ADVISOR							
FUND: 0001 GENERAL FUND							
REVENUES:							
4561 - AID FROM MONO COUNTY	\$47,776	\$49,062	\$49,062	\$49,198	\$48,618	\$48,618	\$0
AID FROM OTHER GOVT AGENCIES	\$47,776	\$49,062	\$49,062	\$49,198	\$48,618	\$48,618	\$0
TOTAL REVENUES:	\$47,776	\$49,062	\$49,062	\$49,198	\$48,618	\$48,618	\$0
EXPENSES:							
5001 - SALARIED EMPLOYEES	\$47,426	\$49,280	\$49,280	\$46,555	\$51,398	\$51,398	\$0
5003 - OVERTIME	\$0	\$0	\$183	\$182	\$0	\$0	\$0
5021 - RETIREMENT & SOCIAL SECURITY	\$4,223	\$4,371	\$4,267	\$4,167	\$4,527	\$4,527	\$0
5022 - PERS RETIREMENT	\$4,346	\$4,510	\$4,410	\$4,238	\$5,099	\$5,099	\$0
5024 - RETIREMENT-UNFUNDED LIAB	\$11,858	\$13,375	\$13,375	\$13,375	\$14,110	\$14,110	\$0
5031 - MEDICAL INSURANCE	\$948	\$756	\$960	\$948	\$830	\$830	\$0
5032 - DISABILITY INSURANCE	\$550	\$622	\$622	\$507	\$528	\$528	\$0
5043 - OTHER BENEFITS	\$7,227	\$7,220	\$7,220	\$7,227	\$7,240	\$7,240	\$0
SALARIES & BENEFITS	\$76,580	\$80,134	\$80,317	\$77,202	\$83,732	\$83,732	\$0
5232 - OFFICE & OTHER EQUIP < \$5,000	\$244	\$300	\$300	\$0	\$150	\$150	\$0
5263 - ADVERTISING	\$0	\$0	\$109	\$108	\$0	\$0	\$0
5265 - PROFESSIONAL & SPECIAL SERVICE	\$14,250	\$14,500	\$14,500	\$14,500	\$0	\$0	\$0
5311 - GENERAL OPERATING EXPENSE	\$1,593	\$2,550	\$2,247	\$1,354	\$2,809	\$2,809	\$0
SERVICES & SUPPLIES	\$16,087	\$17,350	\$17,156	\$15,962	\$2,959	\$2,959	\$0
5121 - INTERNAL CHARGES	\$10,174	\$12,182	\$12,182	\$12,901	\$14,520	\$14,520	\$0
5123 - TECH REFRESH EXPENSE	\$2,153	\$2,176	\$2,176	\$2,176	\$2,239	\$2,239	\$0
5128 - INTERNAL SHREDDING CHARGES	\$135	\$136	\$147	\$147	\$136	\$136	\$0
5129 - INTERNAL COPY CHARGES (NON-IS)	\$1,650	\$3,500	\$3,500	\$2,007	\$3,500	\$3,500	\$0
5152 - WORKERS COMPENSATION	\$725	\$900	\$900	\$900	\$2,631	\$2,631	\$0
5155 - PUBLIC LIABILITY INSURANCE	\$1,128	\$1,438	\$1,438	\$1,438	\$5,080	\$5,080	\$0
5315 - COUNTY COST PLAN	\$38,517	\$30,573	\$30,573	\$30,573	\$39,623	\$39,623	\$0
5333 - MOTOR POOL	\$443	\$2,892	\$2,892	\$969	\$3,032	\$3,032	\$0
INTERNAL CHARGES	\$54,926	\$53,797	\$53,808	\$51,113	\$70,761	\$70,761	\$0
TOTAL EXPENSES:	\$147,595	\$151,281	\$151,281	\$144,278	\$157,452	\$157,452	\$0

COUNTY OF INYO

BUD002A - BUDGET REQUESTS

RUNDATE: 06/30/2023 TODAY'S DATE: 08/31/2023

FOR FISCAL YEARS: 07/01/2021 - 06/30/24

	YTD ACTUALS 06/30/2022	BOARD APPROVED 06/30/2023	WORKING BUDGET 06/30/2023	YTD ACTUALS 06/30/2023	DEPT REQUESTED 06/30/2024	CAO RECOMM 06/30/2024	BOARD APPROVED 06/30/2024
BUDGET UNIT: 066800 FARM ADVISOR	(\$99,818)	(\$102,219)	(\$102,219)	(\$95,080)	(\$108,834)	(\$108,834)	\$0

LEASE RENTAL

024400

DEPARTMENTAL FUNCTIONS

A portion of the grazing fees paid by local ranchers to the US Department of the Interior, Bureau of Land Management (BLM) are returned to Inyo County to be held in a fund for approved range improvement projects on local grazing permits. Revenues come to Inyo County via the state of California Controller's Office annually. The amount varies depending on the section designation, annual grazing fee rate, and the acres grazed. The grazing lands identified by the Bureau of Land Management through the Taylor Grazing Act.

Members of the Grazing Advisory Board are appointed by the Inyo County Board of Supervisors. The purpose of the Grazing Advisory Boards is to accept requests from local ranchers and recommend appropriate projects to the Board of Supervisors, which then approves the expenditures from the funds designated for range improvements. Examples of projects that have been funded in recent years include solar water pumps and watering facilities, fencing material, and cattle guards. Project proposals must be prepared by the rancher in cooperation with the local BLM range staff prior to making the request to the Grazing Advisory Board. The Inyo-Mono Farm Advisor acts as the liaison between the two BLM Grazing advisory Boards and Inyo County Board of Supervisors to coordinate Grazing Advisory Board meetings and requests for use of the funds by grazing permittees. Each Grazing Advisory Board generally meets once per year to consider project request. After the project is approved, the rancher spends the money to complete the project, submits a paid invoice to this office, and then is reimbursed by the County through these funds. The goal of each Grazing Advisory Board is to enable range improvement projects on BLM rangelands in Inyo County by cost-sharing with ranches and the approved project.

MAJOR ACCOMPLISHMENTS IN FISCAL YEAR 2022-2023

- None: No meetings were held this fiscal year. Grazing Advisory Board is not currently active.

GOALS FOR FISCAL YEAR 2023-2024

- Re-start grazing board
- Coordinate with Board Clerk to advertise and fill vacant board positions

DEPARTMENTAL BUDGET REQUEST FOR FISCAL YEAR 2023-2024

The Department's Fiscal Year 2023-2024 Requested Budget represents an overall increase of \$0 in expenditures, and an increase of \$0 in revenues, when compared to the Fiscal Year 2022-2023 Board Approved Budget. As a result, the Requested Net County Cost is increased by \$0.

Revenues for each Grazing Advisory Board Fund vary greatly between years and are dependent upon the number of animal units permitted, length of grazing season, and grazing fee. The above figures represent essentially the same budget that has been requested previously, with no increases or decreases in these budget units. Since the Grazing Advisory Boards act only on requested projects for recommending expenditures, the amounts requested above are an estimate on historical use of the funds.

The net county cost of this program is \$0. The balance of this fund is \$32,256

Personnel Costs did not change compared to the Fiscal Year 2022-2023 Board Approved Budget.

Revenues

(There are no changes in this object category from the previous fiscal year.)

Personnel

The Department's Requested Budget represents no change in the number of fulltime equivalent (FTE) positions that are supported by this budget.

There are no positions budgeted.

Services & Supplies

(There are no changes in this object category from the previous fiscal year.)

Support & Care of Persons

(There are no changes in this object category from the previous fiscal year.)

Fixed Assets

(There are no changes in this object category from the previous fiscal year.)

FISCAL YEAR 2023-2024 REDUCTION IMPACTS TO BASE BUDGET

N/A

FISCAL YEAR 2023-2024 STATE/FEDERAL FUNDING SUMMARY

N/A

FISCAL YEAR 2023-2024 REGULATORY COMPLIANCE SUMMARY

N/A

MAJOR POLICY CONSIDERATIONS BEING REQUESTED

N/A

COUNTY OF INYO

BUD002A - BUDGET REQUESTS

RUNDATE: 06/30/2023 TODAY'S DATE: 08/31/2023

FOR FISCAL YEARS: 07/01/2021 - 06/30/24

	YTD ACTUALS 06/30/2022	BOARD APPROVED 06/30/2023	WORKING BUDGET 06/30/2023	YTD ACTUALS 06/30/2023	DEPT REQUESTED 06/30/2024	CAO RECOMM 06/30/2024	BOARD APPROVED 06/30/2024
BUDGET UNIT: 024400 LEASE RENTAL							
FUND: 0012 LEASE RENTAL							
REVENUES:							
4531 - GRAZING FEES	\$1,164	\$0	\$0	\$122	\$0	\$0	\$0
AID FROM OTHER GOVT AGENCIES	\$1,164	\$0	\$0	\$122	\$0	\$0	\$0
TOTAL REVENUES:	<u>\$1,164</u>	<u>\$0</u>	<u>\$0</u>	<u>\$122</u>	<u>\$0</u>	<u>\$0</u>	<u>\$0</u>
EXPENSES:							
5311 - GENERAL OPERATING EXPENSE	\$0	\$6,000	\$6,000	\$0	\$6,000	\$6,000	\$0
SERVICES & SUPPLIES	\$0	\$6,000	\$6,000	\$0	\$6,000	\$6,000	\$0
TOTAL EXPENSES:	<u>\$0</u>	<u>\$6,000</u>	<u>\$6,000</u>	<u>\$0</u>	<u>\$6,000</u>	<u>\$6,000</u>	<u>\$0</u>
BUDGET UNIT: 024400 LEASE RENTAL	\$1,164	(\$6,000)	(\$6,000)	\$122	(\$6,000)	(\$6,000)	\$0

RANGE IMPROVEMENT

024300

DEPARTMENTAL FUNCTIONS

A portion of the grazing fees paid by local ranchers to the US Department of the Interior, Bureau of Land Management (BLM) are returned to Inyo County to be held in a fund for approved range improvement projects on local grazing permits. Revenues come to Inyo County via the state of California Controller's Office annually. The amount varies depending on the section designation, annual grazing fee rate, and the acres grazed. The grazing lands identified by the Bureau of Land Management through the Taylor Grazing Act.

Members of the Grazing Advisory Board are appointed by the Inyo County Board of Supervisors. The purpose of the Grazing Advisory Boards is to accept requests from local ranchers and recommend appropriate projects to the Board of Supervisors, which then approves the expenditures from the funds designated for range improvements. Examples of projects that have been funded in recent years include solar water pumps and watering facilities, fencing material, and cattle guards. Project proposals must be prepared by the rancher in cooperation with the local BLM range staff prior to making the request to the Grazing Advisory Board. The Inyo-Mono Farm Advisor acts as the liaison between the two BLM Grazing advisory Boards and Inyo County Board of Supervisors to coordinate Grazing Advisory Board meetings and requests for use of the funds by grazing permit holders. Each Grazing Advisory Board generally meets once per year to consider project request. After the project is approved, the rancher spends the money to complete the project, submits a paid invoice to this office, and then is reimbursed by the County through these funds. The goal of each Grazing Advisory Board is to enable range improvement projects on BLM rangelands in Inyo County by cost-sharing with ranches and the approved project.

MAJOR ACCOMPLISHMENTS IN FISCAL YEAR 2022-2023

- None: No meetings were held this fiscal year. Grazing Advisory Board is not active

GOALS FOR FISCAL YEAR 2023-2024

- Restart grazing board
- Coordinate with Board Clerk to advertise and fill vacant board positions

DEPARTMENTAL BUDGET REQUEST FOR FISCAL YEAR 2023-2024

The Department's Fiscal Year 2023-2024 Requested Budget represents an overall increase of \$0 in expenditures, and an increase of \$0 in revenues, when compared to the Fiscal Year 2022-2023 Board Approved Budget. As a result, the Requested Net County Cost is increased by \$0.

Revenues for each Grazing Advisory Board Fund vary greatly between years and are dependent upon the number of animal units permitted, length of grazing season, and grazing fee. The above figures represent essentially the same budget that has been requested previously, with no increases or decreases in these budget units. Since the Grazing Advisory Boards act only on requested projects for recommending expenditures, the amounts requested above are an estimate on historical use of the funds.

The fund balance available is currently \$30,747.

Personnel Costs did not change compared to the Fiscal Year 2022-2023 Board Approved Budget.

Revenues

(There are no changes in this object category from the previous fiscal year.)

Personnel

The Department's Requested Budget represents no change in the number of fulltime equivalent (FTE) positions that are supported by this budget.

There are no positions budgeted.

Services & Supplies

(There are no changes in this object category from the previous fiscal year.)

Support & Care of Persons

(There are no changes in this object category from the previous fiscal year.)

Fixed Assets

(There are no changes in this object category from the previous fiscal year.)

FISCAL YEAR 2023-2024 REDUCTION IMPACTS TO BASE BUDGET

N/A

FISCAL YEAR 2023-2024 STATE/FEDERAL FUNDING SUMMARY

N/A

FISCAL YEAR 2023-2024 REGULATORY COMPLIANCE SUMMARY

N/A

MAJOR POLICY CONSIDERATIONS BEING REQUESTED

N/A

COUNTY OF INYO

BUD002A - BUDGET REQUESTS

RUNDATE: 06/30/2023 TODAY'S DATE: 08/31/2023

FOR FISCAL YEARS: 07/01/2021 - 06/30/24

	YTD ACTUALS 06/30/2022	BOARD APPROVED 06/30/2023	WORKING BUDGET 06/30/2023	YTD ACTUALS 06/30/2023	DEPT REQUESTED 06/30/2024	CAO RECOMM 06/30/2024	BOARD APPROVED 06/30/2024
BUDGET UNIT: 024300 RANGE IMPROVEMENT							
FUND: 0015 RANGE IMPROVEMENT							
REVENUES:							
4531 - GRAZING FEES	\$116	\$0	\$0	\$1,850	\$0	\$0	\$0
AID FROM OTHER GOVT AGENCIES	\$116	\$0	\$0	\$1,850	\$0	\$0	\$0
TOTAL REVENUES:	<u>\$116</u>	<u>\$0</u>	<u>\$0</u>	<u>\$1,850</u>	<u>\$0</u>	<u>\$0</u>	<u>\$0</u>
EXPENSES:							
5311 - GENERAL OPERATING EXPENSE	\$0	\$6,000	\$6,000	\$0	\$6,000	\$6,000	\$0
SERVICES & SUPPLIES	\$0	\$6,000	\$6,000	\$0	\$6,000	\$6,000	\$0
TOTAL EXPENSES:	<u>\$0</u>	<u>\$6,000</u>	<u>\$6,000</u>	<u>\$0</u>	<u>\$6,000</u>	<u>\$6,000</u>	<u>\$0</u>
BUDGET UNIT: 024300 RANGE IMPROVEMENT	\$116	(\$6,000)	(\$6,000)	\$1,850	(\$6,000)	(\$6,000)	\$0

ENVIRONMENTAL HEALTH - GENERAL

045400

DEPARTMENTAL FUNCTIONS

As clean water, sanitary sewers, and safe food are foundational to one's well-being, there is no doubt that environmental health programs and activities are integral to public health and vital to local communities. While jurisdictions throughout the State concentrate on a wide range of program areas, the Inyo Environmental Health Department (EHD) has local responsibility and oversight for:

The CA Retail Food Code;
 Public Swimming Pool and Spa regulations;
 Solid Waste Handling and Disposal (LEA);
 CA Unified Program for hazardous materials and wastes (CUPA);
 CA Safe Body Art Act;
 Construction and destruction of water wells; and
 The design, construction, and monitoring of on-site wastewater treatment systems.

The EHD also operates a water quality sampling lab to benefit water systems and individuals in the jurisdiction, analyzing about 4,000 water samples/year.

MAJOR ACCOMPLISHMENTS IN FISCAL YEAR 2022-2023

- In a collaborative effort with CalRecycle and LADWP, we remediated the old Brockman Landfill--this was a long time in the making and a welcome change to the landscape.
- We worked with the Forest Service and the Golden Trout Wilderness Camp to improve drinking water infrastructure.
- We filled one much-needed position with our Office Tech--and we did it with local talent.

GOALS FOR FISCAL YEAR 2023-2024

- Like Brockman Landfill, we want to push for the remediation of the old Big Pine Landfill.
- Whether through better software or some other mechanism, we want to get away from paper permits and Excel spreadsheets to achieve a better experience for the public, better data for our State partners, and better intra-county communication between the EHD, Planning, and Building and Safety.
- Similar to the bullet above, we want to get our water lab away from transcribed paper with Laboratory Information Management System software. This will improve the customer experience, save time, and cut back on errors on reporting.
- Get Lone Pine, Independence, and Bishop Sunland Landfill's permits revised.
- Incorporate hotels that do more than a "continental" breakfast into our retail food program.

DEPARTMENTAL BUDGET REQUEST FOR FISCAL YEAR 2023-2024

The Department's Fiscal Year 2023-2024 Requested Budget represents an overall increase of \$95,363 in expenditures, and an increase of \$6,000 in revenues, when compared to the Fiscal Year 2022-2023 Board Approved Budget. As a result, the Requested Net County Cost is increased by \$89,363.

The increase in cost comes from the request for Water Lab software: New rules are coming to the State's Environmental Lab Accreditation Program (ELAP) through The NELAC Institute (TNI) in January. In other words, the regulators who allow us to operate a water lab are adopting new standards that we need to abide by to keep that accreditation. The hands-on portion of our lab work (setting up samples) won't change, but the new TNI standards will require additional Quality Control safeguards and in-house oversight that will impact staffing and equipment needs in a way that is not entirely clear. For example, we'll need to establish a QC Manager and a Technical Manager. While these duties won't require a dedicated FTE, it will demand time from whoever existing staff we designate, and the Lab Tech can't QC their work. A Laboratory Information Management System (LIMS) would make these additional duties less time-consuming, as built-in QC and QA functionality exist. In other words, we can save time by streamlining our process, delivering a better product to our customers, and giving the State better data with a LIMS. It's not an exaggeration to say we could lose our accreditation if we don't get the move to the TNI standard correct.

Personnel Costs decreased by \$14,337 compared to the Fiscal Year 2022-2023 Board Approved Budget, due to the retirement of one position that will not be replaced.

Revenues

4170 (WELL PERMITS) increased by \$1,500: Well permit numbers fluctuate from year to year; **4182** (SWIMMING POOL PERMITS) increased by \$2,000: Reflects better collections; **4183** (FOOD ESTABLISHMENT PERMITS) increased by \$5,000: Reflects better collections; **4723** (WATER SAMPLES) decreased by \$10,000: Based on five-year actuals; **4754** (HAZARDOUS WASTE FEES) increased by \$7,500: Reflects better collections.

Personnel

The Department's Requested Budget represents a decrease in the number of fulltime equivalent (FTE) positions that are supported by this budget.

We are requesting an REHS Trainee to replace our retiring Water Lab Director.

We also lost our Hazardous Material Manager Senior this past year. We are working on backfilling with a senior position.

We wish to delete the Deputy Director position and leave one Environmental Health Tech position unfunded at this time.

Services & Supplies

5122 (CELL PHONES) increased by \$600: We thought it necessary to equip our Office Tech and CUPA with cell phones; **5201** (MEDICAL, DENTAL & LAB SUPPLIES) increased by \$3,700: The cost for lab supplies increased due to suppliers costs going up and shipping costs going up; **5232** (OFFICE & OTHER EQUIP < \$5,000) increased by \$250: Small fridge in water lab for water samples, if the state requires us to do this after the assessment June 15th; **5265** (PROFESSIONAL & SPECIAL SERVICE) decreased by \$4,900: Lowered budget amount because we don't anticipate using contracted help this next fiscal year. Last fiscal year we only used around \$1,500 out of this expense; **5311** (GENERAL OPERATING EXPENSE) increased by \$3,750: Increased membership fees based off of new bill just received. Water Lab certification to the state is an annual cost; **5331** (TRAVEL EXPENSE) decreased by \$900: Removed director driving expense to Independence from Bishop. New building in Bishop deleted this expense; **5351** (UTILITIES) decreased by \$500: Removed fax line expense, no longer have a fax.

Support & Care of Persons

(There are no changes in this object category from the previous fiscal year.)

Fixed Assets

5650 (EQUIPMENT) increased by \$10,000: We will have an external evaluation of our lab operations on June 15, 2023, with a detailed report of our shortfalls following within a month. Based on the findings, there is a chance we will need to purchase an autoclave. I've budgeted \$10,000 into 5650 to cover this expense if required; **5700** (CONSTRUCTION IN PROGRESS) increased by \$73,867: A constant fixture in environmental health is retiring soon--with her will go much of the ins and outs of our current database, Microsoft Access. Unfortunately, county IS does not support Microsoft Access. Furthermore, while using a database to manage lab data is cost-effective at face value, it requires a lot more time (hand transcription of paperwork) from our lab tech because the inability to record changes in Access forces us to track via handwritten forms. In other words, the people who accredit the lab don't want to allow anyone the ability to digitally change a result (fraudulently or not) without some mechanism to audit those changes. So, we cannot go fully electronic if whatever program we're using doesn't know when someone logged on to add or change data. Unfortunately, handwriting our lab forms with dates, times, and initials is time-consuming and a focus for human error. In fact, much of our time is devoted to double-checking for mistakes on handwritten forms before we send them to the end user. So, though a LIMS is pricey upfront, the time savings of doing away with paper will add up over the long run. Unfortunately, like many Enterprise software systems, there is a high upfront data migration and training cost. We budgeted this one-time cost under 5700 (Construction in Progress)--this cost may be lower once we get to the details. This purchase will likely require an RFP.

FISCAL YEAR 2023-2024 REDUCTION IMPACTS TO BASE BUDGET

As mentioned above, a longtime employee is retiring in December. We will backfill that position with an REHS Trainee at the base salary.

FISCAL YEAR 2023-2024 STATE/FEDERAL FUNDING SUMMARY

The EHD receives a Local Enforcement Agency grant from the State (CalRecycle) of ~ \$ 17,500 for the salary and benefits of a solid waste inspector.

The EHD also receives a Rural Reimbursement Grant from CalEPA for conducting our Hazardous Material Program as a Certified Unified Program Agency (CUPA). This grant comprises \$60,000 annually.

FISCAL YEAR 2023-2024 REGULATORY COMPLIANCE SUMMARY

None.

MAJOR POLICY CONSIDERATIONS BEING REQUESTED

Due to changes in the Water Lab accreditation standards and the pending retirement of the Lab Director, we may need a software change in the Water Lab. Change is necessary, whether it's another database with IS support or a Laboratory Information Management System (LIMS).

Implementing a LIMS in water labs offers numerous advantages, ranging from enhanced data management and increased operational efficiency to improved quality control and data security. By leveraging a LIMS, our water lab can optimize its workflows, ensure data integrity, comply with regulatory requirements, and ultimately

deliver accurate and reliable results. Adopting this technology empowers the EHD to operate under the strict new TNI standards while contributing to the preservation and safety of our most vital resource: water.

The current staffing is inadequate to meet the requirements set by funders/regulators or to meet the basic standard of practice for Environmental Health Programs. Sufficient strength is needed to identify and prevent environmental public health hazards, educate the operators and the public, ensure hazards are abated and corrected, prepare legal action if necessary, and comply with state and federal program reporting and inspection standards. In small departments, gaining or losing even 1 FTE can dramatically impact sustaining workload at a functional level. The redundancy we achieve through generalism is preferable to a single staff focused on a single program area.

Therefore, I want to hire another generalist Trainee when my Water Lab Director Retires midyear FY 23/24. Several outcomes will be more cross-training across all program areas, better service to our regulated constituents, and increased attention to programs that need it. An additional outcome may be more sharing with Mono County through contract.

COUNTY OF INYO

BUD002A - BUDGET REQUESTS

RUNDATE: 06/30/2023 TODAY'S DATE: 08/31/2023

FOR FISCAL YEARS: 07/01/2021 - 06/30/24

	YTD ACTUALS 06/30/2022	BOARD APPROVED 06/30/2023	WORKING BUDGET 06/30/2023	YTD ACTUALS 06/30/2023	DEPT REQUESTED 06/30/2024	CAO RECOMM 06/30/2024	BOARD APPROVED 06/30/2024
BUDGET UNIT: 045400 ENVIRONMENTAL HEALTH - GENERAL							
FUND: 0001 GENERAL FUND							
REVENUES:							
4170 - WELL PERMITS	\$8,648	\$8,000	\$9,500	\$14,135	\$9,500	\$12,000	\$0
4172 - SEWER APPLICATIONS	\$4,786	\$5,500	\$4,200	\$3,830	\$5,500	\$5,500	\$0
4174 - WELL & WATER SYSTEM PERMITS	\$3,726	\$2,540	\$2,540	\$2,286	\$2,540	\$2,540	\$0
4182 - SWIMMING POOL PERMITS	\$10,200	\$8,000	\$10,000	\$11,166	\$10,000	\$11,000	\$0
4183 - FOOD ESTABLISHMENT PERMITS	\$53,172	\$47,000	\$50,000	\$59,800	\$52,000	\$56,000	\$0
4184 - SEWAGE PUMP VEHICLE PERMIT LICENSES & PERMITS	\$1,190 \$81,722	\$1,300 \$72,340	\$1,300 \$77,540	\$2,380 \$93,598	\$1,300 \$80,840	\$1,300 \$88,340	\$0 \$0
4411 - STATE MOTOR VEHICLE IN LIEU TX	\$457,296	\$521,328	\$521,328	\$502,283	\$521,328	\$521,328	\$0
4430 - HEALTH REALIGNMENT	\$155,271	\$0	\$0	\$0	\$0	\$0	\$0
4498 - STATE GRANTS AID FROM OTHER GOVT AGENCIES	\$77,426 \$689,993	\$77,421 \$598,749	\$77,421 \$598,749	\$77,718 \$580,001	\$77,421 \$598,749	\$77,421 \$598,749	\$0 \$0
4723 - WATER SAMPLES	\$128,739	\$130,000	\$128,300	\$156,170	\$120,000	\$135,000	\$0
4729 - EH WASTE INSPECTION & PERMITS	\$18,378	\$18,378	\$18,378	\$18,378	\$18,378	\$18,378	\$0
4745 - AB2086 TRUST	\$131	\$0	\$0	\$0	\$0	\$0	\$0
4753 - SEWER SERVICE/CONNECTION FEES	\$482	\$0	\$0	\$0	\$0	\$0	\$0
4754 - HAZARDOUS WASTE FEES	\$29,337	\$25,000	\$32,500	\$40,377	\$32,500	\$35,000	\$0
4819 - SERVICES & FEES CHARGES FOR CURRENT SERVICES	\$65,936 \$243,003	\$71,000 \$244,378	\$60,000 \$239,178	\$45,406 \$260,331	\$71,000 \$241,878	\$71,000 \$259,378	\$0 \$0
4998 - OPERATING TRANSFERS IN OTHER FINANCING SOURCES	\$0 \$0	\$0 \$0	\$0 \$0	\$0 \$0	\$0 \$0	\$83,867 \$83,867	\$0 \$0
TOTAL REVENUES:	\$1,014,720	\$915,467	\$915,467	\$933,931	\$921,467	\$1,030,334	\$0
EXPENSES:							
5001 - SALARIED EMPLOYEES	\$500,814	\$685,524	\$642,536	\$588,390	\$663,962	\$647,090	\$0
5012 - PART TIME EMPLOYEES	\$4,690	\$0	\$0	\$0	\$0	\$0	\$0
5021 - RETIREMENT & SOCIAL SECURITY	\$38,718	\$53,457	\$52,000	\$44,192	\$51,258	\$49,956	\$0
5022 - PERS RETIREMENT	\$75,076	\$95,501	\$92,500	\$82,401	\$83,193	\$81,521	\$0
5024 - RETIREMENT-UNFUNDED LIAB	\$59,293	\$66,876	\$66,876	\$66,876	\$70,552	\$70,552	\$0
5025 - RETIREE HEALTH BENEFITS	\$30,740	\$42,445	\$42,445	\$34,697	\$52,719	\$52,719	\$0

COUNTY OF INYO

BUD002A - BUDGET REQUESTS

RUNDATE: 06/30/2023 TODAY'S DATE: 08/31/2023

FOR FISCAL YEARS: 07/01/2021 - 06/30/24

	YTD ACTUALS 06/30/2022	BOARD APPROVED 06/30/2023	WORKING BUDGET 06/30/2023	YTD ACTUALS 06/30/2023	DEPT REQUESTED 06/30/2024	CAO RECOMM 06/30/2024	BOARD APPROVED 06/30/2024
5031 - MEDICAL INSURANCE	\$67,189	\$116,366	\$105,500	\$96,920	\$131,312	\$126,782	\$0
5032 - DISABILITY INSURANCE	\$5,609	\$7,607	\$7,350	\$5,484	\$5,979	\$5,830	\$0
5043 - OTHER BENEFITS	\$6,994	\$5,536	\$8,000	\$6,885	\$0	\$0	\$0
SALARIES & BENEFITS	\$789,126	\$1,073,312	\$1,017,207	\$925,848	\$1,058,975	\$1,034,450	\$0
5122 - CELL PHONES	\$2,890	\$3,000	\$2,500	\$2,331	\$3,600	\$3,600	\$0
5201 - MEDICAL, DENTAL & LAB SUPPLIES	\$21,349	\$36,000	\$44,248	\$37,984	\$39,700	\$39,700	\$0
5232 - OFFICE & OTHER EQUIP < \$5,000	\$1,251	\$1,500	\$1,500	\$0	\$1,750	\$1,750	\$0
5260 - HEALTH - EMPLOYEE PHYSICALS	\$0	\$1,800	\$1,800	\$0	\$1,800	\$1,800	\$0
5263 - ADVERTISING	\$0	\$900	\$900	\$210	\$900	\$900	\$0
5265 - PROFESSIONAL & SPECIAL SERVICE	\$58,945	\$6,200	\$30,956	\$2,672	\$1,300	\$1,300	\$0
5291 - OFFICE, SPACE & SITE RENTAL	\$9,582	\$9,583	\$9,583	\$9,582	\$9,583	\$9,583	\$0
5311 - GENERAL OPERATING EXPENSE	\$4,821	\$5,000	\$5,000	\$5,149	\$8,750	\$5,000	\$0
5331 - TRAVEL EXPENSE	\$309	\$4,900	\$4,900	\$2,424	\$4,000	\$4,000	\$0
5351 - UTILITIES	\$0	\$500	\$462	\$0	\$0	\$0	\$0
5499 - PRIOR YEAR REFUNDS	\$212	\$0	\$0	\$0	\$0	\$0	\$0
SERVICES & SUPPLIES	\$98,725	\$69,383	\$101,849	\$60,355	\$71,383	\$67,633	\$0
5121 - INTERNAL CHARGES	\$8,442	\$11,900	\$11,900	\$8,379	\$11,900	\$7,500	\$0
5123 - TECH REFRESH EXPENSE	\$7,534	\$7,614	\$7,614	\$7,614	\$8,881	\$8,881	\$0
5127 - MOBILE DEVICE MANAGEMENT-INTER	\$86	\$40	\$40	\$29	\$0	\$0	\$0
5128 - INTERNAL SHREDDING CHARGES	\$517	\$481	\$519	\$519	\$481	\$481	\$0
5129 - INTERNAL COPY CHARGES (NON-IS)	\$1,504	\$1,200	\$1,200	\$1,551	\$2,500	\$2,500	\$0
5152 - WORKERS COMPENSATION	\$8,289	\$9,523	\$9,523	\$9,523	\$15,791	\$15,791	\$0
5155 - PUBLIC LIABILITY INSURANCE	\$12,900	\$14,868	\$14,868	\$14,868	\$29,899	\$29,899	\$0
5315 - COUNTY COST PLAN	\$85,239	\$106,094	\$106,094	\$106,094	\$99,101	\$99,101	\$0
5333 - MOTOR POOL	\$29,121	\$35,001	\$50,001	\$43,551	\$42,001	\$42,001	\$0
INTERNAL CHARGES	\$153,634	\$186,721	\$201,759	\$192,130	\$210,554	\$206,154	\$0
5650 - EQUIPMENT	\$0	\$0	\$0	\$0	\$10,000	\$10,000	\$0
5700 - CONSTRUCTION IN PROGRESS	\$0	\$0	\$0	\$0	\$73,867	\$73,867	\$0
FIXED ASSETS	\$0	\$0	\$0	\$0	\$83,867	\$83,867	\$0
TOTAL EXPENSES:	\$1,041,486	\$1,329,416	\$1,320,815	\$1,178,333	\$1,424,779	\$1,392,104	\$0
BUDGET UNIT: 045400 ENVIRONMENTAL HEALTH - GENERAL	(\$26,765)	(\$413,949)	(\$405,348)	(\$244,402)	(\$503,312)	(\$361,770)	\$0

DISTRICT ATTORNEY

022400

DEPARTMENTAL FUNCTIONS

The District Attorney is the public prosecutor for Inyo County, charged with instituting and prosecuting court cases against persons charged with or reasonably suspected of committing public offenses. The District Attorney's office reviews law enforcement reports, coordinates investigations and makes final decisions regarding the filing and prosecution of all adult criminal complaints and juvenile delinquency petitions. The District Attorney's office has the authority to file civil cases related to consumer protection, environmental protection, and public nuisances.

Attorneys from our office assist in addressing truancy issues in Inyo County Schools through the School Attendance Review Board and other working groups. The District Attorney serves as one of the legal advisors to the Inyo County Grand Jury. When called upon, the District Attorney's office provides attorneys, investigators and staff to assist with criminal investigations in other County departments. The District Attorney's office is also responsible for the prosecution of bail forfeiture proceedings.

MAJOR ACCOMPLISHMENTS IN FISCAL YEAR 2022-2023

- Transition back to "normal" court proceedings from the COVID-19 emergency
- Continued consistent and fair administration of criminal justice in Inyo County

GOALS FOR FISCAL YEAR 2023-2024

- Continued consistent and fair administration of criminal justice in Inyo County
- Continue to be vigilant for ways to improve the operation of our criminal justice system to reduce inconvenience to the public and to victims of crime
- Continue to work with partner agencies from law enforcement, the Court, and service providers to reduce recidivism in Inyo County
- Continue to adapt to the ever-changing criminal justice environment

DEPARTMENTAL BUDGET REQUEST FOR FISCAL YEAR 2023-2024

The Department's Fiscal Year 2023-2024 Requested Budget represents an overall increase of \$111,288 in expenditures, and an increase of \$30,083 in revenues, when compared to the Fiscal Year 2022-2023 Board Approved Budget. As a result, the Requested Net County Cost is increased by \$81,205.

The increase in overall costs is primarily a result of higher personnel costs (see below).

We are seeking a notable increase in Motor Pool (5333) because we will now have three Investigators. For the past fiscal year, we were able to manage the use of two vehicles for three Investigators, but this has proven to be unworkable. Historically, the DA's office (similar to the Sheriff's Department) provided an assigned vehicle for each Investigator. This requested increase will simply return us to the previous "status quo" of a vehicle for the elected DA, and one vehicle for each Investigator. While we have been operating with two Investigators since January, we returned to our full complement of Investigators in June, 2023.

We are also seeking to appropriate revenue of \$5,000 from the DA Asset Forfeiture Fund (502403) to the DA

budget, to help offset training costs for attorneys and investigations. The DA Asset Forfeiture Fund has been unused for many years, and it seems sensible to begin using some of that funding for training--which is arguably our most important non-salary cost.

Our travel and training budget (5331) is increasing because in addition to regular training for the attorney staff, we will be required to send our newest Investigator to DA Investigator school (a week long training), our Chief Investigator will need to complete his POST Management Certificate (a three week course) and our Investigator II will need to complete POST Supervisor Training (a two week course) this coming fiscal year.

As noted in past budgets, the DA's most valuable asset is its personnel, and investment in training to meet requirements and to keep staff current on the changing areas of law is critical.

Personnel Costs increased by \$46,057 compared to the Fiscal Year 2022-2023 Board Approved Budget, due to negotiated salary and benefit increases, and regular step and longevity increases.

Revenues

4211 (CRIMINAL FINES) decreased by \$7,000: The court has experienced a dramatic decline in the collection of criminal fines; **4488** (CITIZEN OPTION - PUBLIC SAFETY) increased by \$23,854: Based upon advice from the Auditor's Office, we are requesting this appropriation from the COPS trust account; **4821** (INTRA COUNTY CHARGES) increased by \$13,229: This reflects budgeting for transfers related to RAN and AB 109 funding. We are anticipating a larger than usual AB 109 transfer to assist in paying for transitioning the interface between our case management system and the court's anticipated case management system.

Personnel

The Department's Requested Budget represents no change in the number of fulltime equivalent (FTE) positions that are supported by this budget.

We are not requesting a change in our authorized strength. We anticipate being fully staffed by the beginning of the 2023-24 fiscal year.

Services & Supplies

5122 (CELL PHONES) increased by \$360: Historically, DA attorneys have preferred to use their personal cell phones for business. This year, an attorney has requested a County cell phone for business purposes; **5232** (OFFICE & OTHER EQUIP < \$5,000) increased by \$2,050: DA Investigators are due to have their ballistic vests replaced this fiscal year. It is critical for their safety, and costs should be met by COPS funding; **5260** (HEALTH - EMPLOYEE PHYSICALS) increased by \$550: We have requested this annually to cover costs of physicals for peace office employees; **5265** (PROFESSIONAL & SPECIAL SERVICE) increased by \$15,230: This is due primarily to budgeting for transitioning our case management system interface with the court's anticipated system. We believe that the court will be changing its system this fiscal year, and we are attempting to budget for as yet undetermined costs associated with the transition. AB 109 funds should fund the transition. We are also seeking increased funding for the payment of expert witnesses (primarily for DUI cases); **5311** (GENERAL OPERATING EXPENSE) increased by \$6,700: Increased costs for our on-line legal research services (Lexis Nexis) and anticipated cost increases in office supplies;

5331 (TRAVEL EXPENSE) increased by \$12,300: This object has increased primarily because of our need in the coming year to send the Chief Investigator to POST Management training (a three-week course). Further, we will have a new DA Investigator on board who will need to attend his DA Investigator class (a one-week training), and POST Supervisor Training (a two-week course) for our third Investigator. These will be over and above our usual trainings and conferences for the attorney staff. The funding for this increased expense will come from the COPS trust account (see 4488, above).

Support & Care of Persons

(There are no changes in this object category from the previous fiscal year.)

Fixed Assets

(There are no changes in this object category from the previous fiscal year.)

FISCAL YEAR 2023-2024 REDUCTION IMPACTS TO BASE BUDGET

As in past years, most DA expenses are for actual personnel costs, and for the costs of maintaining an appropriate level of training to protect the citizens of Inyo County. A reduction to "no net increase" (across all DA budget units) would require a reduction in staff.

It would also require us to rely on the State Department of Justice labs for chemical testing in DUI cases, which will likely result in the dismissal of many serious cases because of the state's back log in cases.

FISCAL YEAR 2023-2024 STATE/FEDERAL FUNDING SUMMARY

The DA share of criminal justice realignment, State Public Safety Funds, and Citizen Options (COPS) funding appear fundamentally stable. It does not appear that the State will be moving to reduce any of those sources.

FISCAL YEAR 2023-2024 REGULATORY COMPLIANCE SUMMARY

Not Applicable

MAJOR POLICY CONSIDERATIONS BEING REQUESTED

Not Applicable

COUNTY OF INYO

BUD002A - BUDGET REQUESTS

RUNDATE: 06/30/2023 TODAY'S DATE: 08/31/2023

FOR FISCAL YEARS: 07/01/2021 - 06/30/24

	YTD ACTUALS 06/30/2022	BOARD APPROVED 06/30/2023	WORKING BUDGET 06/30/2023	YTD ACTUALS 06/30/2023	DEPT REQUESTED 06/30/2024	CAO RECOMM 06/30/2024	BOARD APPROVED 06/30/2024
BUDGET UNIT: 022400 DISTRICT ATTORNEY							
FUND: 0001 GENERAL FUND							
REVENUES:							
4211 - CRIMINAL FINES	\$2,415	\$10,000	\$3,000	\$2,030	\$3,000	\$3,000	\$0
FINES & FORFEITURES	\$2,415	\$10,000	\$3,000	\$2,030	\$3,000	\$3,000	\$0
4460 - REALIGNMENT - 2011	\$0	\$9,644	\$9,644	\$9,644	\$9,644	\$9,644	\$0
4485 - STATE - PUBLIC SAFETY SERVICES	\$232,326	\$220,000	\$220,000	\$223,496	\$220,000	\$220,000	\$0
4488 - CITIZEN OPTION - PUBLIC SAFETY	\$5,188	\$7,500	\$7,500	\$1,933	\$31,354	\$6,354	\$0
AID FROM OTHER GOVT AGENCIES	\$237,515	\$237,144	\$237,144	\$235,073	\$260,998	\$235,998	\$0
4698 - INVESTIGATIONS	\$36,102	\$20,000	\$43,000	\$43,201	\$20,000	\$20,000	\$0
4821 - INTRA COUNTY CHARGES	\$9,600	\$31,975	\$31,975	\$14,595	\$45,204	\$45,204	\$0
CHARGES FOR CURRENT SERVICES	\$45,702	\$51,975	\$74,975	\$57,796	\$65,204	\$65,204	\$0
4998 - OPERATING TRANSFERS IN	\$6,955	\$5,000	\$5,000	\$5,928	\$5,000	\$30,000	\$0
OTHER FINANCING SOURCES	\$6,955	\$5,000	\$5,000	\$5,928	\$5,000	\$30,000	\$0
4999 - PRIOR YEARS REIMBURSEMENTS	\$0	\$0	\$135	\$134	\$0	\$0	\$0
OTHER REVENUE	\$0	\$0	\$135	\$134	\$0	\$0	\$0
TOTAL REVENUES:	\$292,588	\$304,119	\$320,254	\$300,962	\$334,202	\$334,202	\$0
EXPENSES:							
5001 - SALARIED EMPLOYEES	\$736,222	\$792,570	\$786,611	\$756,613	\$810,763	\$810,763	\$0
5003 - OVERTIME	\$297	\$1,200	\$1,200	\$0	\$0	\$0	\$0
5021 - RETIREMENT & SOCIAL SECURITY	\$55,429	\$60,430	\$60,430	\$56,925	\$61,836	\$61,836	\$0
5022 - PERS RETIREMENT	\$108,381	\$114,979	\$114,979	\$110,820	\$123,061	\$123,061	\$0
5024 - RETIREMENT-UNFUNDED LIAB	\$79,453	\$89,615	\$89,615	\$89,615	\$94,540	\$94,540	\$0
5031 - MEDICAL INSURANCE	\$86,865	\$99,912	\$97,212	\$88,953	\$117,394	\$117,394	\$0
5032 - DISABILITY INSURANCE	\$6,216	\$8,538	\$8,538	\$5,637	\$7,117	\$7,117	\$0
5043 - OTHER BENEFITS	\$13,733	\$13,718	\$20,512	\$19,239	\$12,308	\$12,308	\$0
SALARIES & BENEFITS	\$1,086,597	\$1,180,962	\$1,179,097	\$1,127,804	\$1,227,019	\$1,227,019	\$0
5122 - CELL PHONES	\$1,263	\$1,680	\$1,680	\$1,600	\$2,040	\$2,040	\$0
5232 - OFFICE & OTHER EQUIP < \$5,000	\$2,249	\$8,995	\$7,912	\$7,616	\$11,045	\$11,045	\$0
5260 - HEALTH - EMPLOYEE PHYSICALS	\$0	\$0	\$0	\$0	\$550	\$0	\$0

COUNTY OF INYO

BUD002A - BUDGET REQUESTS

RUNDATE: 06/30/2023 TODAY'S DATE: 08/31/2023

FOR FISCAL YEARS: 07/01/2021 - 06/30/24

	YTD ACTUALS 06/30/2022	BOARD APPROVED 06/30/2023	WORKING BUDGET 06/30/2023	YTD ACTUALS 06/30/2023	DEPT REQUESTED 06/30/2024	CAO RECOMM 06/30/2024	BOARD APPROVED 06/30/2024
5263 - ADVERTISING	\$0	\$500	\$65	\$0	\$500	\$250	\$0
5265 - PROFESSIONAL & SPECIAL SERVICE	\$33,956	\$40,000	\$36,755	\$36,189	\$55,230	\$45,230	\$0
5311 - GENERAL OPERATING EXPENSE	\$27,540	\$27,000	\$29,588	\$29,586	\$33,700	\$27,000	\$0
5321 - SPECIAL APPROPRIATION	\$5,000	\$5,000	\$5,000	\$5,000	\$5,000	\$5,000	\$0
5326 - LATE FEES & FINANCE CHARGES	\$53	\$0	\$73	\$72	\$0	\$0	\$0
5331 - TRAVEL EXPENSE	\$11,249	\$15,000	\$7,599	\$7,457	\$27,300	\$27,300	\$0
5351 - UTILITIES	\$998	\$384	\$384	\$311	\$384	\$384	\$0
SERVICES & SUPPLIES	\$82,310	\$98,559	\$89,056	\$87,835	\$135,749	\$118,249	\$0
5121 - INTERNAL CHARGES	\$831	\$0	\$0	\$0	\$0	\$0	\$0
5123 - TECH REFRESH EXPENSE	\$12,809	\$12,184	\$12,184	\$12,184	\$14,854	\$14,854	\$0
5127 - MOBILE DEVICE MANAGEMENT-INTER	\$30	\$14	\$29	\$14	\$0	\$0	\$0
5128 - INTERNAL SHREDDING CHARGES	\$916	\$1,296	\$1,397	\$1,397	\$1,296	\$1,296	\$0
5129 - INTERNAL COPY CHARGES (NON-IS)	\$2,136	\$3,000	\$3,870	\$3,869	\$4,000	\$4,000	\$0
5152 - WORKERS COMPENSATION	\$10,192	\$13,971	\$13,971	\$13,971	\$18,867	\$18,867	\$0
5155 - PUBLIC LIABILITY INSURANCE	\$15,861	\$22,331	\$22,331	\$22,331	\$36,420	\$36,420	\$0
5333 - MOTOR POOL	\$34,946	\$35,000	\$40,500	\$39,754	\$40,400	\$40,400	\$0
INTERNAL CHARGES	\$77,722	\$87,796	\$94,282	\$93,521	\$115,837	\$115,837	\$0
TOTAL EXPENSES:	\$1,246,631	\$1,367,317	\$1,362,435	\$1,309,160	\$1,478,605	\$1,461,105	\$0
BUDGET UNIT: 022400 DISTRICT ATTORNEY	(\$954,042)	(\$1,063,198)	(\$1,042,181)	(\$1,008,197)	(\$1,144,403)	(\$1,126,903)	\$0

DISTRICT ATTORNEY - SAFETY

022410

DEPARTMENTAL FUNCTIONS

The District Attorney-Safety budget funds the three sworn peace officers who serve as District Attorney Investigators. Most DA personnel are not sworn peace officers. However, our Chief Investigator and two Criminal Investigators are peace officers as defined by the California Penal Code and possess the same powers as Deputy Sheriffs and Police Officers. Because they belong to different bargaining units and receive different benefits, they are accounted for in this budget unit.

The primary purpose of the District Attorney Investigators is to assist DA attorneys in final investigations and preparation for trial. They are invaluable as courtroom assistants during trial, and also in obtaining the attendance of difficult to locate and/or uncooperative witnesses.

District Attorney Investigators are also available to assist Sheriff's Department Investigators, Bishop Police Department Officers, and local CHP Officers in the initial investigation of alleged crimes, and regularly do so.

The District Attorney is the lead agency in conducting criminal investigations in any officer involved shootings involving the Inyo County Sheriff or the Bishop Police Department. Fortunately, such investigations are rare in Inyo County, but when they are required, they are conducted by the District Attorney Investigators under the direct supervision of the District Attorney.

MAJOR ACCOMPLISHMENTS IN FISCAL YEAR 2022-2023

- Renewed involvement in case preparation duties with a return to an active trial calendar
- Negotiating the transition as our former Chief Investigator was elected to the office of Sheriff

GOALS FOR FISCAL YEAR 2023-2024

- Continue to provide high-quality support to the attorneys employed by the DA
- Continue to provide assistance, on request, to all Inyo County law enforcement agencies

DEPARTMENTAL BUDGET REQUEST FOR FISCAL YEAR 2023-2024

The Department's Fiscal Year 2023-2024 Requested Budget represents an overall decrease of \$45,074 in expenditures, and an increase of \$17,947 in revenues, when compared to the Fiscal Year 2022-2023 Board Approved Budget. As a result, the Requested Net County Cost is decreased by \$63,021.

Personnel Costs decreased by \$9,727 compared to the Fiscal Year 2022-2023 Board Approved Budget, due to our incoming DA Investigator will be at a lower salary range, with commensurate lower salary and benefits.

Revenues

4698 (INVESTIGATIONS) increased by \$17,947: Based upon consultation with the Department of Health and Human Services, we believe that we will be able to claim additional funds for public benefit fraud investigations referred to us by HHS.

Personnel

The Department's Requested Budget represents no change in the number of fulltime equivalent (FTE) positions that are supported by this budget.

There are no requested changes to personnel this fiscal year.

Services & Supplies

(There are no changes in this object category from the previous fiscal year.)

Support & Care of Persons

(There are no changes in this object category from the previous fiscal year.)

Fixed Assets

(There are no changes in this object category from the previous fiscal year.)

FISCAL YEAR 2023-2024 REDUCTION IMPACTS TO BASE BUDGET

This budget unit is almost entirely personnel costs. Due to our new incoming Investigator starting at a lower step, our personnel costs will be, at least for the time being, reduced. Any further reductions in this budget would require the elimination of a position.

FISCAL YEAR 2023-2024 STATE/FEDERAL FUNDING SUMMARY

We do not anticipate any changes in our sources of state or federal revenues. This is primarily a general fund budget.

FISCAL YEAR 2023-2024 REGULATORY COMPLIANCE SUMMARY

While the DA and its Investigations Unit is subject to some oversight from the California Department of Justice, compliance expenditures are basically incorporated into our "costs of doing business".

MAJOR POLICY CONSIDERATIONS BEING REQUESTED

Not Applicable

COUNTY OF INYO

BUD002A - BUDGET REQUESTS

RUNDATE: 06/30/2023 TODAY'S DATE: 08/31/2023

FOR FISCAL YEARS: 07/01/2021 - 06/30/24

	YTD ACTUALS 06/30/2022	BOARD APPROVED 06/30/2023	WORKING BUDGET 06/30/2023	YTD ACTUALS 06/30/2023	DEPT REQUESTED 06/30/2024	CAO RECOMM 06/30/2024	BOARD APPROVED 06/30/2024
BUDGET UNIT: 022410 DISTRICT ATTORNEY - SAFETY							
FUND: 0001 GENERAL FUND							
REVENUES:							
4698 - INVESTIGATIONS	\$30,950	\$47,053	\$24,053	\$23,566	\$65,000	\$65,000	\$0
CHARGES FOR CURRENT SERVICES	\$30,950	\$47,053	\$24,053	\$23,566	\$65,000	\$65,000	\$0
TOTAL REVENUES:	<u>\$30,950</u>	<u>\$47,053</u>	<u>\$24,053</u>	<u>\$23,566</u>	<u>\$65,000</u>	<u>\$65,000</u>	<u>\$0</u>
EXPENSES:							
5001 - SALARIED EMPLOYEES	\$346,692	\$374,725	\$366,256	\$325,031	\$361,408	\$361,408	\$0
5003 - OVERTIME	\$24,590	\$27,000	\$27,000	\$27,122	\$30,000	\$30,000	\$0
5004 - STANDBY TIME	\$11,050	\$12,000	\$12,000	\$8,100	\$10,000	\$10,000	\$0
5021 - RETIREMENT & SOCIAL SECURITY	\$5,682	\$25,804	\$25,804	\$5,345	\$22,988	\$22,988	\$0
5022 - PERS RETIREMENT	\$101,615	\$110,749	\$110,749	\$97,130	\$100,792	\$100,792	\$0
5023 - RETIREMENT SAFETY-SIDE FUND	\$32,711	\$33,753	\$33,753	\$33,753	\$34,760	\$34,760	\$0
5024 - RETIREMENT-UNFUNDED LIAB	\$89,619	\$101,081	\$101,081	\$101,042	\$106,096	\$106,096	\$0
5031 - MEDICAL INSURANCE	\$55,795	\$64,696	\$64,696	\$53,268	\$72,255	\$72,255	\$0
5032 - DISABILITY INSURANCE	\$4,276	\$4,532	\$4,532	\$3,507	\$3,308	\$3,308	\$0
5033 - SHERIFF DEPUTIES DISABILITY	\$1,069	\$1,071	\$1,071	\$919	\$1,053	\$1,053	\$0
5034 - EDUCATION REIMBURSEMENT	\$0	\$350	\$350	\$0	\$350	\$0	\$0
5043 - OTHER BENEFITS	\$0	\$0	\$8,469	\$8,468	\$0	\$0	\$0
5111 - CLOTHING	\$3,026	\$3,009	\$3,009	\$3,599	\$6,033	\$6,033	\$0
SALARIES & BENEFITS	\$676,128	\$758,770	\$758,770	\$667,287	\$749,043	\$748,693	\$0
5152 - WORKERS COMPENSATION	\$133,871	\$153,449	\$153,449	\$153,449	\$114,548	\$114,548	\$0
5155 - PUBLIC LIABILITY INSURANCE	\$8,436	\$14,594	\$14,594	\$14,594	\$18,148	\$18,148	\$0
INTERNAL CHARGES	\$142,307	\$168,043	\$168,043	\$168,043	\$132,696	\$132,696	\$0
TOTAL EXPENSES:	<u>\$818,435</u>	<u>\$926,813</u>	<u>\$926,813</u>	<u>\$835,330</u>	<u>\$881,739</u>	<u>\$881,389</u>	<u>\$0</u>
BUDGET UNIT: 022410 DISTRICT ATTORNEY - SAFETY	(\$787,485)	(\$879,760)	(\$902,760)	(\$811,764)	(\$816,739)	(\$816,389)	\$0

OES-VWAC 22-23 620422

DEPARTMENTAL FUNCTIONS

This budget unit is funded entirely by a CalOES grant for the provision of services to victims and witnesses of crime. The grant allows the District Attorney's office to fund one (1) Victim Witness Coordinator at 100%, one (1) Victim Witness Assistant at 100%, one (1) Administrative Assistant to the DA at 20%, and one (1) Legal Secretary III at 10%.

The program provides direct services to victims designed to reduce trauma related to being a victim, including referral to community-based resources, access to State Victims of Crime program compensation, orientation to the criminal justice system, court escort and support, case status updates, restitution assistance, victim impact statements, restraining order assistance, and other services mandated in program guidelines.

This budget unit reflects the three-month period from July 2023 to September 2023 due to the difference in Fiscal Years between the federal grant period and the County budget period. Please see this section in Budget Unit 620423 (the nine-month portion of the grant budget) for more information

MAJOR ACCOMPLISHMENTS IN FISCAL YEAR 2022-2023

- Provided services to victims of crime
- Managed transition to new Victim Witness Coordinator and recruitment of new Victim Advocate

GOALS FOR FISCAL YEAR 2023-2024

- Please see Budget Unit 620423

DEPARTMENTAL BUDGET REQUEST FOR FISCAL YEAR 2023-2024

The Department's Fiscal Year 2023-2024 Requested Budget represents an overall increase of \$9,865 in expenditures, and an increase of \$9,865 in revenues, when compared to the Fiscal Year 2022-2023 Board Approved Budget. As a result, the Requested Net County Cost is increased by \$0.

Personnel Costs decreased by \$103 compared to the Fiscal Year 2022-2023 Board Approved Budget, due to Change in staffing and incentive pay.

Revenues

4498 (STATE GRANTS) increased by \$9,865: We anticipate increased grant revenue for this three month period.

Personnel

The Department's Requested Budget represents no change in the number of fulltime equivalent (FTE) positions that are supported by this budget.

No Change

Services & Supplies

5311 (GENERAL OPERATING EXPENSE) increased by \$12,127: Increased funding for direct services to victims of crime, and modest increase in office expenses; **5331** (TRAVEL EXPENSE) increased by \$2,500: Need to provide basic training to new Victim Advocate and return to in person training.

Support & Care of Persons

(There are no changes in this object category from the previous fiscal year.)

Fixed Assets

(There are no changes in this object category from the previous fiscal year.)

FISCAL YEAR 2023-2024 REDUCTION IMPACTS TO BASE BUDGET

This is entirely a grant funded unit and will have no impact on general fund programs. The program helps reduce general fund requirements for positions in the DA general budget (Administrative Assistant and one Legal Secretary). As noted, this budget unit is for the partial County fiscal year from July 2023 through September 2023.

FISCAL YEAR 2023-2024 STATE/FEDERAL FUNDING SUMMARY

We have received no indication that the grant funding is substantially at risk. While the grant is expected to be the same, approximately for the nine-month portion of the 2023-2024 grant, the funding for this three-month portion has already been promised. If grant funding was to be unexpectedly reduced or eliminated, the Budget Unit would be reduced or eliminated accordingly. We are facing a challenge with both grant units (this unit and 620423) in that while the grant funding is remaining essentially stable, our personnel costs are increasing at a faster rate due to locally negotiated salary and benefit increases.

FISCAL YEAR 2023-2024 REGULATORY COMPLIANCE SUMMARY

Any regulatory compliance issues are paid out of grant funds.

MAJOR POLICY CONSIDERATIONS BEING REQUESTED

None.

COUNTY OF INYO

BUD002A - BUDGET REQUESTS

RUNDATE: 06/30/2023 TODAY'S DATE: 08/31/2023

FOR FISCAL YEARS: 07/01/2021 - 06/30/24

	YTD ACTUALS 06/30/2022	BOARD APPROVED 06/30/2023	WORKING BUDGET 06/30/2023	YTD ACTUALS 06/30/2023	DEPT REQUESTED 06/30/2024	CAO RECOMM 06/30/2024	BOARD APPROVED 06/30/2024
BUDGET UNIT: 620422 OES-VWAC 22-23							
FUND: 6888 OES-VWAC 22-23							
REVENUES:							
4498 - STATE GRANTS	\$0	\$208,596	\$208,596	\$147,322	\$88,195	\$88,195	\$0
AID FROM OTHER GOVT AGENCIES	\$0	\$208,596	\$208,596	\$147,322	\$88,195	\$88,195	\$0
4999 - PRIOR YEARS REIMBURSEMENTS	\$0	\$0	\$0	\$521	\$0	\$0	\$0
OTHER REVENUE	\$0	\$0	\$0	\$521	\$0	\$0	\$0
TOTAL REVENUES:	<u>\$0</u>	<u>\$208,596</u>	<u>\$208,596</u>	<u>\$147,843</u>	<u>\$88,195</u>	<u>\$88,195</u>	<u>\$0</u>
EXPENSES:							
5001 - SALARIED EMPLOYEES	\$0	\$105,437	\$105,437	\$70,218	\$34,258	\$34,258	\$0
5003 - OVERTIME	\$0	\$3,000	\$2,000	\$0	\$0	\$0	\$0
5021 - RETIREMENT & SOCIAL SECURITY	\$0	\$8,200	\$8,200	\$5,231	\$2,690	\$2,690	\$0
5022 - PERS RETIREMENT	\$0	\$10,917	\$10,917	\$7,479	\$3,901	\$3,901	\$0
5024 - RETIREMENT-UNFUNDED LIAB	\$0	\$13,040	\$13,040	\$13,040	\$4,587	\$4,587	\$0
5031 - MEDICAL INSURANCE	\$0	\$29,777	\$28,777	\$23,294	\$10,974	\$10,974	\$0
5032 - DISABILITY INSURANCE	\$0	\$1,167	\$1,167	\$623	\$316	\$316	\$0
5043 - OTHER BENEFITS	\$0	\$542	\$3,970	\$3,076	\$543	\$543	\$0
SALARIES & BENEFITS	\$0	\$172,080	\$173,508	\$122,964	\$57,269	\$57,269	\$0
5122 - CELL PHONES	\$0	\$1,755	\$1,290	\$1,172	\$585	\$585	\$0
5265 - PROFESSIONAL & SPECIAL SERVICE	\$0	\$750	\$750	\$146	\$1,000	\$1,000	\$0
5311 - GENERAL OPERATING EXPENSE	\$0	\$4,990	\$4,990	\$3,087	\$19,781	\$19,781	\$0
5326 - LATE FEES & FINANCE CHARGES	\$0	\$0	\$0	\$0	\$0	\$0	\$0
5331 - TRAVEL EXPENSE	\$0	\$2,500	\$1,510	\$0	\$4,500	\$4,500	\$0
5351 - UTILITIES	\$0	\$63	\$90	\$59	\$21	\$21	\$0
SERVICES & SUPPLIES	\$0	\$10,058	\$8,630	\$4,467	\$25,887	\$25,887	\$0
5121 - INTERNAL CHARGES	\$0	\$300	\$300	\$187	\$100	\$100	\$0
5123 - TECH REFRESH EXPENSE	\$0	\$762	\$762	\$762	\$560	\$560	\$0
5127 - MOBILE DEVICE MANAGEMENT-INTER	\$0	\$14	\$45	\$42	\$0	\$0	\$0
5129 - INTERNAL COPY CHARGES (NON-IS)	\$0	\$700	\$669	\$545	\$250	\$250	\$0
5152 - WORKERS COMPENSATION	\$0	\$2,281	\$2,281	\$2,281	\$677	\$677	\$0
5155 - PUBLIC LIABILITY INSURANCE	\$0	\$3,409	\$3,409	\$3,409	\$1,306	\$1,306	\$0

COUNTY OF INYO

BUD002A - BUDGET REQUESTS

RUNDATE: 06/30/2023 TODAY'S DATE: 08/31/2023

FOR FISCAL YEARS: 07/01/2021 - 06/30/24

	YTD ACTUALS 06/30/2022	BOARD APPROVED 06/30/2023	WORKING BUDGET 06/30/2023	YTD ACTUALS 06/30/2023	DEPT REQUESTED 06/30/2024	CAO RECOMM 06/30/2024	BOARD APPROVED 06/30/2024
5315 - COUNTY COST PLAN	\$0	\$16,492	\$16,492	\$16,492	\$1,646	\$1,646	\$0
5333 - MOTOR POOL	\$0	\$2,500	\$2,500	\$1,342	\$500	\$500	\$0
INTERNAL CHARGES	\$0	\$26,458	\$26,458	\$25,061	\$5,039	\$5,039	\$0
TOTAL EXPENSES:	<u>\$0</u>	<u>\$208,596</u>	<u>\$208,596</u>	<u>\$152,493</u>	<u>\$88,195</u>	<u>\$88,195</u>	<u>\$0</u>
BUDGET UNIT: 620422 OES-VWAC 22-23	\$0	\$0	\$0	(\$4,649)	\$0	\$0	\$0

OES-VWAC 23-24 620423

DEPARTMENTAL FUNCTIONS

This budget unit is funded entirely by a CalOES grant for the provision of services to victims and witnesses of crime. This grant allows the District Attorney's office to fund one (1) Victim Witness Coordinator at 100%, one (1) Victim Witness Assistant at 100%, one (1) Administrative Assistant to the DA at 20%, and one (1) Legal Secretary III at 10%.

The program provides direct services to victims designed to reduce trauma related to being a victim, including referral to community-based resources, access to State Victims of Crime program compensation, orientation to the criminal justice system, court escort and support, case status updates, restitution assistance, victim impact statements, restraining order assistance, and other services mandated in program guidelines.

MAJOR ACCOMPLISHMENTS IN FISCAL YEAR 2022-2023

- Return to "in person" trials and hearings requiring more active court support services for victims and witnesses

GOALS FOR FISCAL YEAR 2023-2024

- Continue to provide excellent levels of service to those victimized by crime
- Continue to maximize coordination and elimination of duplication of efforts between DA victim services and other non-governmental organizations and service providers

DEPARTMENTAL BUDGET REQUEST FOR FISCAL YEAR 2023-2024

The Department's Fiscal Year 2023-2024 Requested Budget represents an overall increase of \$12 in expenditures, and an increase of \$12 in revenues, when compared to the Fiscal Year 2022-2023 Board Approved Budget. As a result, the Requested Net County Cost is increased by \$0.

Personnel Costs decreased by \$305 compared to the Fiscal Year 2022-2023 Board Approved Budget, due to newly hired staff at lower salary ranges.

Revenues

4498 (STATE GRANTS) increased by \$12: Anticipated slight increase in grant funding.

Personnel

The Department's Requested Budget represents no change in the number of fulltime equivalent (FTE) positions that are supported by this budget.

No change.

Services & Supplies

5311 (GENERAL OPERATING EXPENSE) increased by \$5,105: Increases in expenses for direct services to victims and general office materials; **5331** (TRAVEL EXPENSE) increased by \$6,000: Anticipating returning to more in person training, increased expenses given our remote location.

Support & Care of Persons

(There are no changes in this object category from the previous fiscal year.)

Fixed Assets

(There are no changes in this object category from the previous fiscal year.)

FISCAL YEAR 2023-2024 REDUCTION IMPACTS TO BASE BUDGET

This is an entirely grant funded unit and will have no impact on general fund programs.

FISCAL YEAR 2023-2024 STATE/FEDERAL FUNDING SUMMARY

Cal OES has not given us any indication that the grant funding is fundamentally at risk. If, for some reason, grant funding was reduced or eliminated, this budget unit would be reduced or eliminated accordingly.

FISCAL YEAR 2023-2024 REGULATORY COMPLIANCE SUMMARY

While the Victim Witness program is subject to oversight from Cal OES, compliance is funded by the grant.

MAJOR POLICY CONSIDERATIONS BEING REQUESTED

None.

COUNTY COUNSEL

010700

DEPARTMENTAL FUNCTIONS

The Office of the County Counsel provides legal representation and advice to the Board of Supervisors, County officers, departments, commissions and other local agencies within the County on a cost-recovery or courtesy basis. The office provides services internally to county staff and does not generally provide direct public services.

MAJOR ACCOMPLISHMENTS IN FISCAL YEAR 2022-2023

- The Office of the County Counsel primarily supports and assists other departments in accomplishing their projects. Thus, its "accomplishments" are not exclusively County Counsel projects, but rather are other departments' projects to which the Office significantly contributes.
- Provided advice and assistance to staff and board members on various matters, including water-related and/or Los Angeles Department of Water and Power (LADWP) matters.
- Represented the County and its departments in court and administrative proceedings, including child dependency, conservatorships, code enforcement, behavioral health, tax collection, and animal control matters.
- Represented Inyo County as an Alternative Board Member on the Indian Wells Valley Groundwater Authority (IWVGA), provided lead counsel services to the Owens Valley Groundwater Authority (OVGA), Eastern Sierra Council of Governments (ESCOG), Eastern Sierra Transit Authority (ESTA), and Local Agency Formation Commission (LAFCO). Assisted Public Works and the CAO through various issues and disputes regarding the Quilter Consolidated Office Building; assisted the County in the CAO transition; assisted the CAO with regard to property purchase and leasing issues.
- Coordinated various agencies and departments with regard to ongoing Public Defender restructuring efforts.

GOALS FOR FISCAL YEAR 2023-2024

- As noted in the "major accomplishments" section, the Office of the County Counsel primarily supports and assists other departments in accomplishing their projects, so its goals continue to be supporting and facilitating other departments' projects.
- Continue to contribute toward and coordinate the County's multi-pronged efforts to manage ongoing LADWP-related issues.
- Continue to pursue and defend the County's interests with regard to ongoing litigation, administrative, public health, social services and other core services, and property tax assessment actions.
- Continue to support County-staff efforts to bring year-round commercial air service to the Bishop Airport, increase access to high-speed broadband, maintain positive relationships with the employee bargaining units, update land use policies, develop a business license program, review and potentially restructure Emergency Medical Services (EMS) within the County, complete public works and infrastructure projects, and otherwise assist County departments as needed.
- Continue to support other local agencies providing essential public services to Inyo County constituents and visitors.

DEPARTMENTAL BUDGET REQUEST FOR FISCAL YEAR 2023-2024

The Department's Fiscal Year 2023-2024 Requested Budget represents an overall increase of \$32,526 in expenditures, and a decrease of \$50,000 in revenues, when compared to the Fiscal Year 2022-2023 Board Approved Budget. As a result, the Requested Net County Cost is increased by \$82,526.

The overall decrease in revenues relates to the removal of internal reimbursement funding for potential outside counsel needs as our efforts over the last year have resulted in a far-reduced likelihood of litigation.

Personnel Costs increased by \$58,780 compared to the Fiscal Year 2022-2023 Board Approved Budget, due to contractual increases for staff.

Revenues

4824 (INTER GOVERNMENT CHARGES) decreased by \$50,000: This decrease corresponds to the same reduction in expenditures noted above.

Personnel

The Department's Requested Budget represents no change in the number of fulltime equivalent (FTE) positions that are supported by this budget.

There are no changes in FTEs requested this fiscal year.

Services & Supplies

5171 (MAINTENANCE OF EQUIPMENT) increased by \$200: possible repair of equipment; **5265** (PROFESSIONAL & SPECIAL SERVICE) decreased by \$50,000: Removal of funding for outside counsel services; **5281** (RENTS & LEASES-EQUIPMENT) increased by \$637: As advised; **5311** (GENERAL OPERATING EXPENSE) increased by \$3,582: Inflation and approved contractual increases; **5331** (TRAVEL EXPENSE) increased by \$3,300: Reinstated the historical levels of funding now that there is no longer mandated social distancing; **5351** (UTILITIES) decreased by \$960: elimination of a phone bill that was errantly charged to County Counsel.

Support & Care of Persons

(There are no changes in this object category from the previous fiscal year.)

Fixed Assets

(There are no changes in this object category from the previous fiscal year.)

FISCAL YEAR 2023-2024 REDUCTION IMPACTS TO BASE BUDGET

The budget amounts are the result of using our best judgment to develop a budget that best meets the needs of both this department and the County within the current fiscal constraints.

FISCAL YEAR 2023-2024 STATE/FEDERAL FUNDING SUMMARY

Not Applicable.

FISCAL YEAR 2023-2024 REGULATORY COMPLIANCE SUMMARY

Not Applicable.

MAJOR POLICY CONSIDERATIONS BEING REQUESTED

Not Applicable.

COUNTY OF INYO

BUD002A - BUDGET REQUESTS

RUNDATE: 06/30/2023 TODAY'S DATE: 08/31/2023

FOR FISCAL YEARS: 07/01/2021 - 06/30/24

	YTD ACTUALS 06/30/2022	BOARD APPROVED 06/30/2023	WORKING BUDGET 06/30/2023	YTD ACTUALS 06/30/2023	DEPT REQUESTED 06/30/2024	CAO RECOMM 06/30/2024	BOARD APPROVED 06/30/2024
BUDGET UNIT: 010700 COUNTY COUNSEL							
FUND: 0001 GENERAL FUND							
REVENUES:							
4631 - COUNTY COUNSEL FEES	\$5,901	\$1,000	\$1,000	\$830	\$1,000	\$1,000	\$0
4819 - SERVICES & FEES	\$52,497	\$48,296	\$56,000	\$64,997	\$48,296	\$48,296	\$0
4821 - INTRA COUNTY CHARGES	\$77,755	\$274,335	\$266,631	\$103,891	\$274,335	\$104,335	\$0
4824 - INTER GOVERNMENT CHARGES	\$125,164	\$50,800	\$50,800	\$56,201	\$800	\$175,800	\$0
CHARGES FOR CURRENT SERVICES	\$261,317	\$374,431	\$374,431	\$225,920	\$324,431	\$329,431	\$0
TOTAL REVENUES:	\$261,317	\$374,431	\$374,431	\$225,920	\$324,431	\$329,431	\$0
EXPENSES:							
5001 - SALARIED EMPLOYEES	\$500,657	\$556,846	\$556,846	\$557,601	\$594,768	\$594,768	\$0
5021 - RETIREMENT & SOCIAL SECURITY	\$37,407	\$40,187	\$40,187	\$40,587	\$43,377	\$43,377	\$0
5022 - PERS RETIREMENT	\$63,878	\$64,849	\$64,849	\$63,551	\$75,055	\$75,055	\$0
5024 - RETIREMENT-UNFUNDED LIAB	\$47,435	\$53,501	\$53,501	\$53,501	\$56,441	\$56,441	\$0
5031 - MEDICAL INSURANCE	\$32,460	\$41,371	\$41,371	\$40,772	\$46,608	\$46,608	\$0
5032 - DISABILITY INSURANCE	\$5,124	\$5,609	\$5,609	\$4,935	\$4,874	\$4,874	\$0
5043 - OTHER BENEFITS	\$41,118	\$7,220	\$7,220	\$7,227	\$7,240	\$7,240	\$0
SALARIES & BENEFITS	\$728,081	\$769,583	\$769,583	\$768,177	\$828,363	\$828,363	\$0
5122 - CELL PHONES	\$285	\$0	\$0	\$0	\$0	\$0	\$0
5171 - MAINTENANCE OF EQUIPMENT	\$0	\$0	\$0	\$0	\$200	\$0	\$0
5232 - OFFICE & OTHER EQUIP < \$5,000	\$730	\$1,000	\$1,318	\$1,317	\$1,000	\$1,000	\$0
5265 - PROFESSIONAL & SPECIAL SERVICE	\$124,601	\$75,000	\$272,702	\$43,445	\$25,000	\$25,000	\$0
5281 - RENTS & LEASES-EQUIPMENT	\$13,801	\$15,883	\$20,376	\$20,357	\$16,520	\$16,520	\$0
5311 - GENERAL OPERATING EXPENSE	\$13,644	\$14,000	\$16,820	\$16,298	\$17,582	\$15,000	\$0
5326 - LATE FEES & FINANCE CHARGES	\$27	\$0	\$150	\$168	\$0	\$0	\$0
5331 - TRAVEL EXPENSE	\$4,689	\$10,000	\$7,490	\$4,139	\$13,300	\$10,000	\$0
5351 - UTILITIES	\$824	\$960	\$960	\$150	\$0	\$0	\$0
SERVICES & SUPPLIES	\$158,605	\$116,843	\$319,816	\$85,876	\$73,602	\$67,520	\$0
5121 - INTERNAL CHARGES	\$0	\$0	\$0	\$0	\$100	\$0	\$0
5123 - TECH REFRESH EXPENSE	\$6,458	\$4,351	\$4,351	\$4,351	\$4,478	\$4,478	\$0
5127 - MOBILE DEVICE MANAGEMENT-INTER	\$8	\$0	\$0	\$0	\$0	\$0	\$0
5128 - INTERNAL SHREDDING CHARGES	\$516	\$540	\$582	\$1,123	\$540	\$540	\$0

COUNTY OF INYO

BUD002A - BUDGET REQUESTS

RUNDATE: 06/30/2023 TODAY'S DATE: 08/31/2023

FOR FISCAL YEARS: 07/01/2021 - 06/30/24

	YTD ACTUALS 06/30/2022	BOARD APPROVED 06/30/2023	WORKING BUDGET 06/30/2023	YTD ACTUALS 06/30/2023	DEPT REQUESTED 06/30/2024	CAO RECOMM 06/30/2024	BOARD APPROVED 06/30/2024
5129 - INTERNAL COPY CHARGES (NON-IS)	\$3,248	\$2,500	\$3,000	\$3,435	\$4,000	\$4,000	\$0
5152 - WORKERS COMPENSATION	\$8,053	\$9,854	\$9,854	\$9,854	\$13,945	\$13,945	\$0
5155 - PUBLIC LIABILITY INSURANCE	\$15,931	\$15,751	\$15,751	\$15,751	\$26,920	\$26,920	\$0
5333 - MOTOR POOL	\$23,322	\$25,000	\$24,500	\$25,003	\$25,000	\$25,000	\$0
INTERNAL CHARGES	\$57,537	\$57,996	\$58,038	\$59,517	\$74,983	\$74,883	\$0
TOTAL EXPENSES:	<u>\$944,223</u>	<u>\$944,422</u>	<u>\$1,147,437</u>	<u>\$913,571</u>	<u>\$976,948</u>	<u>\$970,766</u>	<u>\$0</u>
BUDGET UNIT: 010700 COUNTY COUNSEL	(\$682,906)	(\$569,991)	(\$773,006)	(\$687,651)	(\$652,517)	(\$641,335)	\$0

COUNTY CLERK - GENERAL

010300

DEPARTMENTAL FUNCTIONS

The County Clerk-Recorder Department delivers services to people at a multitude of important junctures of life and has organized programs to meet those demands and mandated responsibilities. The Clerk-Recorders office consists of two departments: County Clerk and Recorder. Each of these departments have very distinct and unique legal mandates and duties.

County Clerk Division - Files/registers Fictitious Business Names Statements, Notary Public Oaths/Bonds, Process Server Oaths/Bonds, Unlawful Detainer Assistant Oaths/Bonds, Legal Document Assistant Oath/Bonds, Professional Photocopiers Oaths/Bonds, Loyalty Oaths for County Employees, Environmental Documents required by CEQA, Power of Attorney for Admitted Sureties, Disclosures required by County Ordinance, Grand Jury Reports, and other public notices. As Commissioner of Civil Marriages, the County Clerk also issues Marriage Licenses, and performs or deputizes citizens to perform civil marriage ceremonies.

County Recorder Division - Reviews documents and maps presented for sufficiency and recordability, calculates the amount of fees and taxes due and once recorded maintains the records permanently; Provides facilities for public research and copies as requested. As the Registrar of Vital Statistics, the Recorder examines birth, death and marriage certificates when delivered, scans and indexes same, and provides certified copies to the public upon request as allowed by law. The Recorder also inventories and tracks banknote paper utilized in the issuance of Vital Statistics documents.

MAJOR ACCOMPLISHMENTS IN FISCAL YEAR 2022-2023

- Created formal Record Retention Policy for Elections and Clerk documents.
- Established eCommerce program to allow a wider range of services and access online and counter credit card payments. -- Expected to go live in June 2023.
- Continued to grow our Clerk and Recorder website content to provide better access and information to the public, including but not limited to creating new pages for Restrictive Covenant Modification (RCM) program and another for SB2 Housing Fee information, and enhanced forms and information throughout all pages.
- Participating in statewide committees: Clerk Recorder became Chair of the Constitution and Bylaws Committee, and became a member of the Board of Directors for County Recorders Association of California (CRAC); Assistant Clerk became Budget Board member for California Association of Clerk and Elections Officials (CACEO)
- Staff Development: Created permanent rotation of duties for Office Technicians to be fully cross trained to perform all services provided by our departments within our office. Created quarterly staff development tools, including one-on-one goal review meetings, and group team building & training exercises.

GOALS FOR FISCAL YEAR 2023-2024

- Enhance Marriage website and advertisements of our services.
- Organize records per new Retention Policy and secure long-term and permanent retention solutions.

- Deferred Maintenance requests and capital improvements: adding security borders and door to lobby for added protection and comfort to staff; replacement of vinyl on countertops due to damage, age, and peeling of current counter conditions; and requesting paint & carpet in our Clerk-Recorder office.
- Continue to build library of written procedures for all functions performed in office.

DEPARTMENTAL BUDGET REQUEST FOR FISCAL YEAR 2023-2024

The Department's Fiscal Year 2023-2024 Requested Budget represents an overall increase of \$51,238 in expenditures, and a decrease of \$33,000 in revenues, when compared to the Fiscal Year 2022-2023 Board Approved Budget. As a result, the Requested Net County Cost is increased by \$84,238.

FY 22/23 experienced a severe and unexpected impact to revenue due to a real estate market crash, increased inflation, and high interest rates. The number of land transactions in Inyo County, and across California, drastically dropped within the year, causing a major revenue shortfall. Projects in FY 23/24 budget anticipate this trend will likely continue.

Personnel Costs increased by \$18,426 compared to the Fiscal Year 2022-2023 Board Approved Budget, due to staff career progressions that occurred in FY 22/23 actuals, and expected step progressions that will occur in FY 23/24, along with increased benefit expenses.

Revenues

4082 (REAL PROPERTY TRANSFER TAX) decreased by \$10,000: Revenue is projected on FY 22/23 actuals, which experienced a severe reduction due to the current real estate market, increased inflation, and high interest rates; **4176** (LICENSES) decreased by \$500: Projected revenue of prior actuals is resulting in a decrease; **4702** (RECORDING FEES) decreased by \$20,000: Revenue is projected on FY 22/23 actuals, which experienced a severe reduction due to the current real estate market, increased inflation, and high interest rates; **4819** (SERVICES & FEES) decreased by \$2,500: Projected revenue of prior actuals is resulting in a decrease.

Personnel

The Department's Requested Budget represents an increase in the number of fulltime equivalent (FTE) positions that are supported by this budget.

We have no significant changes to FTEs within our office; however, due to staff reassignments between Clerk and Election duties, the FTEs between the Clerk 010300 and Elections 011000 budgets have been adjusted to match actual services performed. The overall result for this budget is an increase of 0.05.

Services & Supplies

5232 (OFFICE & OTHER EQUIP < \$5,000) increased by \$5,500: County IT has advised us to replace our main office scanner due to ongoing maintenance issues. All Recorder, Clerk, and Elections documents are scanned and therefore this unit is used daily. Not having a scanner would be a crucial work-stop and impact public service; **5265** (PROFESSIONAL & SPECIAL SERVICE) increased by \$300: Added minimal budget for common expense of new employee background check. Applicable only if staff turnover occurs; **5311** (GENERAL OPERATING EXPENSE) increased by \$1,870: Added budget for Conference Registration fees for Clerk Recorder and Assistant to attend statewide meetings. Both positions are on active committees, and greatly benefit from learning from their peers in other counties;

5331 (TRAVEL EXPENSE) increased by \$2,100: Added budget for Conference travel expenses for Clerk Recorder and Assistant to attend statewide meetings. Both positions are on active committees, and greatly benefit from learning from their peers in other counties.

Support & Care of Persons

(There are no changes in this object category from the previous fiscal year.)

Fixed Assets

(There are no changes in this object category from the previous fiscal year.)

FISCAL YEAR 2023-2024 REDUCTION IMPACTS TO BASE BUDGET

As in the years past, this office encourages fiscal responsibility within the department, and seeks opportunities to cut spending where possible. This budget only includes items that are required to continue and/or enhance our services provided to the public.

FISCAL YEAR 2023-2024 STATE/FEDERAL FUNDING SUMMARY

There are no State/Federal derived revenues included in this budget.

FISCAL YEAR 2023-2024 REGULATORY COMPLIANCE SUMMARY

All functions performed by the department are to comply with regulations required by state law.

MAJOR POLICY CONSIDERATIONS BEING REQUESTED

There are two impacts for consideration of our current budget request. 1) Allowance of the Recorder and Assistant to travel to the statewide association's conferences and trainings available. The information and connections formed during these opportunities have great value to the services we provide to the public, and keep us informed on our ever-changing environment. These meetings are not available remotely. 2) Allowance to replace two main equipment units in our Clerk-Recorder office (shared printer and large scanner).

COUNTY OF INYO

BUD002A - BUDGET REQUESTS

RUNDATE: 06/30/2023 TODAY'S DATE: 08/31/2023

FOR FISCAL YEARS: 07/01/2021 - 06/30/24

	YTD ACTUALS 06/30/2022	BOARD APPROVED 06/30/2023	WORKING BUDGET 06/30/2023	YTD ACTUALS 06/30/2023	DEPT REQUESTED 06/30/2024	CAO RECOMM 06/30/2024	BOARD APPROVED 06/30/2024
5265 - PROFESSIONAL & SPECIAL SERVICE	\$23	\$0	\$283	\$282	\$300	\$300	\$0
5311 - GENERAL OPERATING EXPENSE	\$1,551	\$1,700	\$1,692	\$1,592	\$3,570	\$3,000	\$0
5331 - TRAVEL EXPENSE	\$500	\$1,500	\$2,039	\$2,039	\$3,600	\$3,600	\$0
SERVICES & SUPPLIES	\$7,772	\$8,200	\$7,014	\$6,852	\$17,970	\$15,400	\$0
5123 - TECH REFRESH EXPENSE	\$6,033	\$6,102	\$6,102	\$6,102	\$6,417	\$6,417	\$0
5128 - INTERNAL SHREDDING CHARGES	\$89	\$144	\$155	\$155	\$144	\$144	\$0
5129 - INTERNAL COPY CHARGES (NON-IS)	\$569	\$1,200	\$1,200	\$649	\$1,000	\$1,000	\$0
5152 - WORKERS COMPENSATION	\$28,718	\$47,014	\$47,014	\$47,014	\$63,503	\$63,503	\$0
5155 - PUBLIC LIABILITY INSURANCE	\$5,156	\$6,102	\$6,102	\$6,102	\$12,540	\$12,540	\$0
5333 - MOTOR POOL	\$14,868	\$15,300	\$15,300	\$14,966	\$15,300	\$15,300	\$0
INTERNAL CHARGES	\$55,434	\$75,862	\$75,873	\$74,988	\$98,904	\$98,904	\$0
TOTAL EXPENSES:	<u>\$400,729</u>	<u>\$513,586</u>	<u>\$504,083</u>	<u>\$486,724</u>	<u>\$564,824</u>	<u>\$552,254</u>	<u>\$0</u>
BUDGET UNIT: 010300 COUNTY CLERK - GENERAL	(\$157,747)	(\$295,586)	(\$333,753)	(\$105,055)	(\$379,824)	(\$367,254)	\$0

ELECTIONS

011000

DEPARTMENTAL FUNCTIONS

The County Clerk-Recorder is an elected official and serves as the Registrar of Voters for the County. The responsibilities of the Elections Division of the Clerk-Recorder Department include administering and conducting all federal, state, county, school and special district elections in Inyo County; promoting and encouraging voter registration; processing and certifying initiative referendum, recall and candidate nomination petitions; providing vote-by mail balloting services; procure the use of polling places that are accessible to the elderly and disabled voters; recruiting, appointing and training poll workers; programming/testing ballot counting systems; provide advice and assistance to governmental entities and individuals regarding election processes; tallying/certifying election ballots; conducting the official canvass of the vote and recounts thereof; and maintain records and indices for public use. The County Clerk-Recorder is also the official filing officer for campaign disclosures and statements of economic interests as required by state and local laws.

MAJOR ACCOMPLISHMENTS IN FISCAL YEAR 2022-2023

- Conducted the November 8, 2022, General Election. This election included the offices of Governor, Lieutenant Governor, Secretary of State, Controller, Treasurer, Attorney General, Insurance Commissioner, Superintendent of Public Instruction, Board of Equalization, US Senator (Full Term), US Senator (Partial/Unexpired Term), United States Representative, 3rd Congressional District, Member of the State Senate, 4th District, Member of the State Assembly, 8th District, Supreme Court Associate Justice, COA - AJ - District 4 Division 1-3, Sheriff, 1st District Supervisor, 3rd District Supervisor, Big Pine Unified School District, Bishop Unified School District, Lone Pine Unified School District, Owens Valley Unified School District, Trona Joint Unified School District, Kern Community College District, Keeler Community Services District, Propositions 1 & 26-31 and Measure Q.
- Established our Confidential Voter Program expanding confidential voter information to include specified Public Safety Officials pursuant to E.C. 2166.7
- Enhanced ballot security measures and ballot tracking post AB 37 regulations requiring all voters to receive mailed ballots.
- Continued to grow our Elections website content to provide better access and information to the public, including but not limited to fighting disinformation, adding a page for voting rights for voters with criminal history, adding a page for explaining the electoral college process, added information on how the public can conduct Voter Registration Drives, display of total active registered voters of Inyo County updated monthly, and enhancements to Your Representatives and Election Calendar pages.
- Successfully transitioned 700 Form platform to a more enhanced system that also saved the County several thousand dollars.

GOALS FOR FISCAL YEAR 2023-2024

- Conduct the March 2024 Presidential Primary Election. This election will include the offices of President of the United States, Democratic Central Committee Members, Republican Central Committee Members, United States Senate, United States Representative, 3rd District, Member of the State Assembly, 8th District, 2nd District Supervisor, 4th District Supervisor, 5th District Supervisor, State and Local Ballot Measures.
- Establish ePollbook technology at all Polling Places to ensure the security of all mailed ballots for in-person voters.

- Explore options for accessibility to voting for our rural communities, such as off-site extended Elections Office services and mailed ballot support, and voter registration promotion events.
- Continue to enhance security measures for mailed ballots, and educating voters to confront misinformation.

DEPARTMENTAL BUDGET REQUEST FOR FISCAL YEAR 2023-2024

The Department's Fiscal Year 2023-2024 Requested Budget represents an overall increase of \$36,702 in expenditures, and a decrease of \$100 in revenues, when compared to the Fiscal Year 2022-2023 Board Approved Budget. As a result, the Requested Net County Cost is increased by \$36,802.

There are five main factors impacting the expense increase being requested this fiscal year. 1) Presidential Primary Elections require an increase in ballot type production for party preference ballots. In Presidential Primaries, voters are only provided the presidential candidates of their voter party affiliation. Therefore, while we would normally have a minimum of 5 ballot types, we will instead have a minimum of 35 ballot types during the Presidential Primary. 2) Presidential Primary Elections also requires postcards to be mailed to every active voter that would be impacted by allowed crossover party options, which is determined by each political party in October prior to the election. 3) Additional voter registration postcards as required by statute will be added to our voter management process. 4) We are requesting funds to add Electronic Roster Pollbooks to allow for optimum security of mailed ballots for in-person voters, to simplify the process for the poll place workers, to enhance the post-election processing, reduce the expense of printed rosters & supplies, and possibly reduce poll worker expense. 5) Allowance of the Recorder and Assistant to travel to the statewide association's conferences and trainings available. The information and connections formed during these opportunities have great value to the services we provide to the public and keep us informed on our ever-changing environment.

Personnel Costs increased by \$33,579 compared to the Fiscal Year 2022-2023 Board Approved Budget, due to staff reassignment between Clerk and Election duties. The office has three Office Technicians that perform all duties of the Clerk Office, Records Office, and Elections Office, on a quarterly rotation of duties. As such, their appropriations splits between the clerk and elections budgets have been realigned to actual services performed.

Revenues

4621 (DISTRICT ELECTIONS) decreased by \$9,000: District Elections Revenue only occurs during General Elections. There are no General Elections in this FY; **4622** (CANDIDATE STATEMENTS) increased by \$4,200: Revenue increase expected due to prior actuals. The amount is determined on the number of candidates that may file and request a Candidates Statement in our printed Local Voter Guide; **4623** (ELECTION FILING FEES) increased by \$4,000: Revenue increase expected due to prior actuals. The amount is determined on the number of candidates that may file for local office; **4624** (MISCELLANEOUS ELECTION SERVICE) increased by \$700: Revenue increase expected due to prior actuals.

Personnel

The Department's Requested Budget represents a decrease in the number of fulltime equivalent (FTE) positions that are supported by this budget.

We have no significant changes to FTEs within our office; however, due to staff reassignment between Clerk and Election duties, the FTE between the Clerk 010300 and Elections 011000 budgets have been realigned to actual services performed. This has resulted in a decrease of 0.02 FTEs in this budget.

Services & Supplies

5122 (CELL PHONES) increased by \$3,200: To initiate the new use of digital poll rosters at each polling place, each voting location will require cellular service for secure connection to the County's network to allow real-time system updates. The cell service will be established only during the month of each election. Cradlepoint devices will also be needed for each polling place. The cell service is connected to the cradlepoint, and the roster tablets link to the cradlepoint. This will be a one-time purchase expense to purchase the hardware which can be re-used at future elections; **5232** (OFFICE & OTHER EQUIP < \$5,000) increased by \$26,500: We are requesting funds to add Electronic Roster Pollbooks to allow for optimum security of mailed ballots for in-person voters, simplify the process for the poll place workers, enhance the post-election processing, reduce the expense of printed rosters & supplies, and may reduce poll worker expense; **5263** (ADVERTISING) increased by \$300: Expense increase due to Legal Publications required for the Presidential Primary Election; **5265** (PROFESSIONAL & SPECIAL SERVICE) decreased by \$5,000: Our office was able to reduce expenses by eliminating the need for on-site services from our vendor by performing these inhouse; **5311** (GENERAL OPERATING EXPENSE) increased by \$169: Expenses slightly increased based on current actual expense costs; **5316** (ELECTION EXPENSE) increased by \$3,600: Primary Presidential Elections require additional expenses that other elections do not have, such as an increase in the types of ballots that will need to be purchased, and non-party voter notification mailings; **5331** (TRAVEL EXPENSE) increased by \$260: Added budget for Conference travel expenses for Clerk Recorder and Assistant to attend statewide meetings. Both positions are on active committees, and greatly benefit from learning from their peers in other counties.

Support & Care of Persons

(There are no changes in this object category from the previous fiscal year.)

Fixed Assets

(There are no changes in this object category from the previous fiscal year.)

FISCAL YEAR 2023-2024 REDUCTION IMPACTS TO BASE BUDGET

This office encourages fiscal responsibility within the department and seek opportunities to cut spending where possible.

FISCAL YEAR 2023-2024 STATE/FEDERAL FUNDING SUMMARY

This budget does not anticipate any grants through this Budget at this time.

FISCAL YEAR 2023-2024 REGULATORY COMPLIANCE SUMMARY

All functions performed by the department are to comply with regulations required by state and federal law.

MAJOR POLICY CONSIDERATIONS BEING REQUESTED

We are requesting funds to add Electronic Roster Pollbooks to allow for optimum security of mailed ballots for in-person voters, simplify the process for the poll place workers, enhance the post-election processing, reduce the expenses of printed rosters & supplies, and may possibly reduce poll worker expense.

COUNTY OF INYO

BUD002A - BUDGET REQUESTS

RUNDATE: 06/30/2023 TODAY'S DATE: 08/31/2023

FOR FISCAL YEARS: 07/01/2021 - 06/30/24

	YTD ACTUALS 06/30/2022	BOARD APPROVED 06/30/2023	WORKING BUDGET 06/30/2023	YTD ACTUALS 06/30/2023	DEPT REQUESTED 06/30/2024	CAO RECOMM 06/30/2024	BOARD APPROVED 06/30/2024
BUDGET UNIT: 011000 ELECTIONS							
FUND: 0001 GENERAL FUND							
REVENUES:							
4498 - STATE GRANTS	\$106,624	\$0	\$0	\$0	\$0	\$0	\$0
AID FROM OTHER GOVT AGENCIES	\$106,624	\$0	\$0	\$0	\$0	\$0	\$0
4621 - DISTRICT ELECTIONS	\$0	\$9,000	\$11,975	\$11,975	\$0	\$0	\$0
4622 - CANDIDATE STATEMENTS	\$8,750	\$3,000	\$8,385	\$8,385	\$7,200	\$7,200	\$0
4623 - ELECTION FILING FEES	\$13,287	\$0	\$0	\$0	\$4,000	\$4,000	\$0
4624 - MISCELLANEOUS ELECTION SERVICE	\$3,683	\$800	\$2,332	\$2,378	\$1,500	\$2,500	\$0
CHARGES FOR CURRENT SERVICES	\$25,720	\$12,800	\$22,692	\$22,738	\$12,700	\$13,700	\$0
4998 - OPERATING TRANSFERS IN	\$0	\$0	\$0	\$0	\$0	\$25,000	\$0
OTHER FINANCING SOURCES	\$0	\$0	\$0	\$0	\$0	\$25,000	\$0
4999 - PRIOR YEARS REIMBURSEMENTS	\$209	\$0	\$69	\$69	\$0	\$0	\$0
OTHER REVENUE	\$209	\$0	\$69	\$69	\$0	\$0	\$0
TOTAL REVENUES:	\$132,554	\$12,800	\$22,761	\$22,807	\$12,700	\$38,700	\$0
EXPENSES:							
5001 - SALARIED EMPLOYEES	\$126,861	\$217,283	\$184,675	\$174,494	\$251,598	\$241,598	\$0
5003 - OVERTIME	\$3,587	\$1,500	\$1,660	\$1,659	\$0	\$0	\$0
5012 - PART TIME EMPLOYEES	\$4,680	\$0	\$1,421	\$1,420	\$0	\$0	\$0
5021 - RETIREMENT & SOCIAL SECURITY	\$10,746	\$16,812	\$14,429	\$13,737	\$19,424	\$19,424	\$0
5022 - PERS RETIREMENT	\$18,215	\$30,510	\$21,913	\$20,330	\$35,449	\$35,449	\$0
5024 - RETIREMENT-UNFUNDED LIAB	\$17,788	\$20,063	\$20,063	\$20,063	\$21,166	\$21,166	\$0
5031 - MEDICAL INSURANCE	\$35,544	\$55,963	\$42,112	\$42,296	\$48,197	\$48,197	\$0
5032 - DISABILITY INSURANCE	\$1,044	\$2,392	\$1,569	\$1,297	\$2,268	\$2,268	\$0
5043 - OTHER BENEFITS	\$590	\$0	\$0	\$0	\$0	\$0	\$0
SALARIES & BENEFITS	\$219,059	\$344,523	\$287,842	\$275,299	\$378,102	\$368,102	\$0
5122 - CELL PHONES	\$287	\$0	\$0	\$0	\$3,200	\$3,200	\$0
5232 - OFFICE & OTHER EQUIP < \$5,000	\$557	\$2,000	\$2,000	\$1,999	\$28,500	\$28,500	\$0
5263 - ADVERTISING	\$76	\$200	\$292	\$291	\$500	\$500	\$0
5265 - PROFESSIONAL & SPECIAL SERVICE	\$14,571	\$10,000	\$2,686	\$2,685	\$5,000	\$5,000	\$0

COUNTY OF INYO

BUD002A - BUDGET REQUESTS

RUNDATE: 06/30/2023 TODAY'S DATE: 08/31/2023

FOR FISCAL YEARS: 07/01/2021 - 06/30/24

	YTD ACTUALS 06/30/2022	BOARD APPROVED 06/30/2023	WORKING BUDGET 06/30/2023	YTD ACTUALS 06/30/2023	DEPT REQUESTED 06/30/2024	CAO RECOMM 06/30/2024	BOARD APPROVED 06/30/2024
5311 - GENERAL OPERATING EXPENSE	\$44,509	\$50,840	\$51,207	\$50,471	\$51,009	\$51,009	\$0
5316 - ELECTION EXPENSE	\$141,751	\$86,200	\$74,706	\$74,705	\$89,800	\$89,800	\$0
5331 - TRAVEL EXPENSE	\$394	\$1,540	\$2,790	\$2,788	\$1,800	\$1,800	\$0
SERVICES & SUPPLIES	\$202,147	\$150,780	\$133,681	\$132,941	\$179,809	\$179,809	\$0
5123 - TECH REFRESH EXPENSE	\$3,448	\$4,351	\$4,351	\$4,351	\$5,598	\$5,598	\$0
5127 - MOBILE DEVICE MANAGEMENT-INTER	\$9	\$7	\$7	\$0	\$0	\$0	\$0
5128 - INTERNAL SHREDDING CHARGES	\$89	\$144	\$155	\$155	\$144	\$144	\$0
5129 - INTERNAL COPY CHARGES (NON-IS)	\$3,543	\$1,000	\$3,655	\$2,940	\$5,000	\$5,000	\$0
5152 - WORKERS COMPENSATION	\$60,280	\$65,924	\$65,924	\$65,924	\$30,143	\$30,143	\$0
5155 - PUBLIC LIABILITY INSURANCE	\$3,435	\$4,048	\$4,048	\$4,048	\$8,683	\$8,683	\$0
5333 - MOTOR POOL	\$120	\$500	\$0	\$0	\$500	\$500	\$0
INTERNAL CHARGES	\$70,925	\$75,974	\$78,140	\$77,418	\$50,068	\$50,068	\$0
TOTAL EXPENSES:	<u>\$492,132</u>	<u>\$571,277</u>	<u>\$499,663</u>	<u>\$485,659</u>	<u>\$607,979</u>	<u>\$597,979</u>	<u>\$0</u>
BUDGET UNIT: 011000 ELECTIONS	(\$359,577)	(\$558,477)	(\$476,902)	(\$462,852)	(\$595,279)	(\$559,279)	\$0

RECORDERS MICROGRAPHIC/SYSTEM 023401

DEPARTMENTAL FUNCTIONS

The Recorders Micrographic/System budget is established for maintaining and archiving Official Records, and to defray the cost of converting the county recorder's document storage system to micrographics and for restoration and preservation of the county recorder's permanent archival microfilm. his budget unit encompasses two Trust Accounts. The first is the Recorder's Micrographics Trust fund established pursuant to Government Code Section 27361.4. The second is the Modernization Trust fund established pursuant to Government Code section 27361.

MAJOR ACCOMPLISHMENTS IN FISCAL YEAR 2022-2023

- Established Electronic Recorded Document System (ERDS) for our eRecording program, and the collection of \$1 per recorded document for covering costs of the ERDS program. --Completed security requirements set by DOJ -- Expected to go live between June-August 2023.
- Established eCommerce program to allow a wider range of services and access to Official Records with online and counter credit card payments.
- Created formal Implementation Plan in compliance with AB1466 for the Restrictive Covenant Modification (RCM) program.
- Created extensive RFP to carry out the RCM -AB1466 Plan, and to encompass the need to digitize all historic records (hardcopy and microfiche) to include all records as mandated, for FY 23/24 vendor selection and implementation.

GOALS FOR FISCAL YEAR 2023-2024

- Continue to expand and enhance online services.
- Complete the RFP process for our Restrictive Covenant Modification-AB1466 plan by selecting a vendor and perform functions of digitizing our historic county records, and to provide a workflow for processing documents that contain verbiage required to be redacted per AB1466.

DEPARTMENTAL BUDGET REQUEST FOR FISCAL YEAR 2023-2024

The Department's Fiscal Year 2023-2024 Requested Budget represents an overall increase of \$168,674 in expenditures, and a decrease of \$10,600 in revenues, when compared to the Fiscal Year 2022-2023 Board Approved Budget. As a result, the Requested Net County Cost is increased by \$179,274.

Personnel Costs decreased by \$4,365 compared to the Fiscal Year 2022-2023 Board Approved Budget, due to a reduction of 3% of 1 FTE from this budget.

Revenues

4301 (INTEREST FROM TREASURY) increased by \$300: Revenue is projected from 22/23 actuals, which were higher than expected; **4703** (RECORDERS MICROGRAPHIC FEES) decreased by \$5,000: Revenue is projected on FY 22/23 actuals, which experienced a severe reduction due to the current real estate market, increased inflation, and high interest rates;

4704 (RECORDERS SYSTEM UPDATE FEES) decreased by \$6,000: Revenue is projected on FY 22/23 actuals, which experienced a severe reduction due to the current real estate market, increased inflation, and high interest rates; **4998** (OPERATING TRANSFERS IN) increased by \$100: This revenue is directly related to actual expense of Vital Records Certification paper, which has increased in price by the vendor.

Personnel

The Department's Requested Budget represents a decrease in the number of fulltime equivalent (FTE) positions that are supported by this budget.

In previous years a small portion of the Assistant was budgeted here. There is a decrease of 0.03 FTEs.

Services & Supplies

5265 (PROFESSIONAL & SPECIAL SERVICE) increased by \$175,710: I am seeking additional funding options to cover one-time expenses of converting our historic Official Records to digital format. The records would become better preserved as well as greater public access and research. The digital records would be stored in our current Tyler Technologies recording system which allows for online searching access, and soon will allow for online purchasing of digital records. Without additional revenue for this expense, I anticipate expenses near \$10,000 to apply to our conversion project; **5311** (GENERAL OPERATING EXPENSE) decreased by \$2,530: FY 22/23 had a one-time increase in expense in archiving of current records to catch up on a backlog. The budget for this fiscal year is set to cover preservation of the prior year.

Support & Care of Persons

(There are no changes in this object category from the previous fiscal year.)

Fixed Assets

(There are no changes in this object category from the previous fiscal year.)

FISCAL YEAR 2023-2024 REDUCTION IMPACTS TO BASE BUDGET

Not Applicable.

FISCAL YEAR 2023-2024 STATE/FEDERAL FUNDING SUMMARY

There are no Federal or State derived revenues included in this Budget.

FISCAL YEAR 2023-2024 REGULATORY COMPLIANCE SUMMARY

All functions performed and funded out of the Recorder's Micrographic/System budget are to comply with the regulations required by Government Code Sections 27361.4 and 27461. Revenues to fund projects that are consistent with the legislative intent were built into the legislation itself. Projects will be ongoing as needed and will be funded with revenues, as they are collected.

MAJOR POLICY CONSIDERATIONS BEING REQUESTED

Per the requirements of AB1466, historical records must be converted to digital images for the Restrictive Covenant Modification program. In addition, the computer system that allowed printable access to our microfiche historical records became obsolete in 2021, making public access to those records often unavailable.

For the statutory requirement, and for access to historic records to the public, we will be seeking additional funding for converting historical records to digital images. Based on our current funding from this account, the project will take over a decade to complete. This project will have one-time project expenses as well as ongoing costs.

COUNTY OF INYO

BUD002A - BUDGET REQUESTS

RUNDATE: 06/30/2023 TODAY'S DATE: 08/31/2023

FOR FISCAL YEARS: 07/01/2021 - 06/30/24

	YTD ACTUALS 06/30/2022	BOARD APPROVED 06/30/2023	WORKING BUDGET 06/30/2023	YTD ACTUALS 06/30/2023	DEPT REQUESTED 06/30/2024	CAO RECOMM 06/30/2024	BOARD APPROVED 06/30/2024
BUDGET UNIT: 023401 RECORDERS MICROGRAPHIC/SYSTEM							
FUND: 0018 RECORDERS MICROGRAPHIC SYSTEM							
REVENUES:							
4301 - INTEREST FROM TREASURY	\$385	\$200	\$358	\$1,064	\$500	\$500	\$0
REV USE OF MONEY & PROPERTY	\$385	\$200	\$358	\$1,064	\$500	\$500	\$0
4702 - RECORDING FEES	\$1	\$0	\$0	\$0	\$0	\$0	\$0
4703 - RECORDERS MICROGRAPHIC FEES	\$20,178	\$16,000	\$11,632	\$11,310	\$11,000	\$11,000	\$0
4704 - RECORDERS SYSTEM UPDATE FEES	\$15,559	\$14,000	\$8,079	\$8,751	\$8,000	\$8,000	\$0
4706 - RECORDERS PROGRAM FEE	\$0	\$0	\$0	\$818	\$0	\$0	\$0
4812 - NSF CHARGES	\$80	\$0	\$10	\$10	\$0	\$0	\$0
CHARGES FOR CURRENT SERVICES	\$35,818	\$30,000	\$19,721	\$20,889	\$19,000	\$19,000	\$0
4998 - OPERATING TRANSFERS IN	\$1,712	\$1,800	\$1,800	\$0	\$1,900	\$201,900	\$0
OTHER FINANCING SOURCES	\$1,712	\$1,800	\$1,800	\$0	\$1,900	\$201,900	\$0
4999 - PRIOR YEARS REIMBURSEMENTS	\$0	\$0	\$116	\$116	\$0	\$0	\$0
OTHER REVENUE	\$0	\$0	\$116	\$116	\$0	\$0	\$0
TOTAL REVENUES:	\$37,916	\$32,000	\$21,995	\$22,070	\$21,400	\$221,400	\$0
EXPENSES:							
5001 - SALARIED EMPLOYEES	\$2,619	\$3,252	\$3,106	\$3,106	\$0	\$0	\$0
5021 - RETIREMENT & SOCIAL SECURITY	\$192	\$252	\$229	\$228	\$0	\$0	\$0
5022 - PERS RETIREMENT	\$456	\$547	\$534	\$533	\$0	\$0	\$0
5024 - RETIREMENT-UNFUNDED LIAB	\$356	\$402	\$402	\$402	\$424	\$424	\$0
5031 - MEDICAL INSURANCE	\$929	\$300	\$518	\$518	\$0	\$0	\$0
5032 - DISABILITY INSURANCE	\$0	\$36	\$0	\$0	\$0	\$0	\$0
SALARIES & BENEFITS	\$4,554	\$4,789	\$4,789	\$4,789	\$424	\$424	\$0
5171 - MAINTENANCE OF EQUIPMENT	\$260	\$0	\$0	\$0	\$0	\$0	\$0
5265 - PROFESSIONAL & SPECIAL SERVICE	\$44,092	\$55,575	\$56,772	\$30,378	\$231,285	\$231,285	\$0
5311 - GENERAL OPERATING EXPENSE	\$5,552	\$9,050	\$8,849	\$8,035	\$6,520	\$6,520	\$0
SERVICES & SUPPLIES	\$49,904	\$64,625	\$65,621	\$38,414	\$237,805	\$237,805	\$0
5152 - WORKERS COMPENSATION	\$48	\$42	\$42	\$42	\$61	\$61	\$0
5155 - PUBLIC LIABILITY INSURANCE	\$75	\$67	\$67	\$67	\$118	\$118	\$0

COUNTY OF INYO

BUD002A - BUDGET REQUESTS

RUNDATE: 06/30/2023 TODAY'S DATE: 08/31/2023

FOR FISCAL YEARS: 07/01/2021 - 06/30/24

	YTD ACTUALS 06/30/2022	BOARD APPROVED 06/30/2023	WORKING BUDGET 06/30/2023	YTD ACTUALS 06/30/2023	DEPT REQUESTED 06/30/2024	CAO RECOMM 06/30/2024	BOARD APPROVED 06/30/2024
5315 - COUNTY COST PLAN	\$1,581	\$357	\$357	\$357	\$146	\$146	\$0
INTERNAL CHARGES	\$1,704	\$466	\$466	\$466	\$325	\$325	\$0
TOTAL EXPENSES:	<u>\$56,162</u>	<u>\$69,880</u>	<u>\$70,876</u>	<u>\$43,669</u>	<u>\$238,554</u>	<u>\$238,554</u>	<u>\$0</u>
BUDGET UNIT: 023401 RECORDERS MICROGRAPHIC/SYSTEM	(\$18,245)	(\$37,880)	(\$48,881)	(\$21,598)	(\$217,154)	(\$17,154)	\$0

CORONER

023500

DEPARTMENTAL FUNCTIONS

The mission of the Inyo County Coroner Office is to serve the citizens and visitors of Inyo County by conducting thorough medicolegal death investigations with compassion and specialized expertise.

It is the Coroner's responsibility to inquire into the circumstances, manner, and to determine the cause of death. The Coroner is also required to make positive identification, and to notify the next of kin.

All deaths are reportable to the Coroner, unless there is a physician in attendance who has attended the patient within the past 20 days. The Coroner's Office average 100 coroner cases per year over a five-year period.

The Coroner also inquires into accidental death, homicide, suicide, medical misadventure, occupational death, operating room death, child abuse, SIDS, and any other disaster situation that might arise. The Coroner is also required to report any death to law enforcement that might require criminal investigation.

MAJOR ACCOMPLISHMENTS IN FISCAL YEAR 2022-2023

- Continued to provide the County with 24/7 coverage with regards to all death investigations with the ability to handle any and all situations presented
- Continued to train Coroner employees in regards to new laws and guidelines reflecting other County Coroner offices

GOALS FOR FISCAL YEAR 2023-2024

- Continue to provide the community with an efficient and professional Coroner's Office

DEPARTMENTAL BUDGET REQUEST FOR FISCAL YEAR 2023-2024

The Department's Fiscal Year 2023-2024 Requested Budget represents an overall increase of \$37,193 in expenditures, and an increase of \$0 in revenues, when compared to the Fiscal Year 2022-2023 Board Approved Budget. As a result, the Requested Net County Cost is increased by \$37,193.

Personnel Costs increased by \$12,551 compared to the Fiscal Year 2022-2023 Board Approved Budget, due to the increase that was approved in the prior years Board Approved Budget.

Revenues

(There are no changes in this object category from the previous fiscal year.)

Personnel

The Department's Requested Budget represents no change in the number of fulltime equivalent (FTE) positions that are supported by this budget.

There are no changes in the Authorized Strength this fiscal year.

Services & Supplies

5232 (OFFICE & OTHER EQUIP < \$5,000) increased by \$3,000: Additional equipment needed for assisting in the duties; **5265** (PROFESSIONAL & SPECIAL SERVICE) increased by \$13,300: based on actual autopsy expenditure increases.

Support & Care of Persons

(There are no changes in this object category from the previous fiscal year.)

Fixed Assets

5650 (EQUIPMENT) increased by \$7,000: Purchase of equipment to assist with autopsies.

FISCAL YEAR 2023-2024 REDUCTION IMPACTS TO BASE BUDGET

Not Applicable

FISCAL YEAR 2023-2024 STATE/FEDERAL FUNDING SUMMARY

Not Applicable

FISCAL YEAR 2023-2024 REGULATORY COMPLIANCE SUMMARY

Not Applicable

MAJOR POLICY CONSIDERATIONS BEING REQUESTED

Not Applicable

COUNTY OF INYO

BUD002A - BUDGET REQUESTS

RUNDATE: 06/30/2023 TODAY'S DATE: 08/31/2023

FOR FISCAL YEARS: 07/01/2021 - 06/30/24

	YTD ACTUALS 06/30/2022	BOARD APPROVED 06/30/2023	WORKING BUDGET 06/30/2023	YTD ACTUALS 06/30/2023	DEPT REQUESTED 06/30/2024	CAO RECOMM 06/30/2024	BOARD APPROVED 06/30/2024
BUDGET UNIT: 023500 CORONER							
FUND: 0001 GENERAL FUND							
REVENUES:							
4825 - OTHER CURRENT CHARGES	\$284	\$150	\$150	\$0	\$150	\$150	\$0
CHARGES FOR CURRENT SERVICES	\$284	\$150	\$150	\$0	\$150	\$150	\$0
TOTAL REVENUES:	<u>\$284</u>	<u>\$150</u>	<u>\$150</u>	<u>\$0</u>	<u>\$150</u>	<u>\$150</u>	<u>\$0</u>
EXPENSES:							
5001 - SALARIED EMPLOYEES	\$70,017	\$82,373	\$82,373	\$64,978	\$93,008	\$93,008	\$0
5021 - RETIREMENT & SOCIAL SECURITY	\$5,255	\$6,155	\$6,155	\$4,273	\$7,186	\$7,186	\$0
5031 - MEDICAL INSURANCE	\$5,199	\$6,249	\$6,249	\$6,248	\$7,422	\$7,422	\$0
5032 - DISABILITY INSURANCE	\$0	\$1,127	\$1,127	\$0	\$839	\$839	\$0
SALARIES & BENEFITS	\$80,472	\$95,904	\$95,904	\$75,500	\$108,455	\$108,455	\$0
5232 - OFFICE & OTHER EQUIP < \$5,000	\$1,989	\$3,000	\$3,000	\$0	\$6,000	\$6,000	\$0
5265 - PROFESSIONAL & SPECIAL SERVICE	\$104,497	\$97,700	\$144,363	\$85,420	\$111,000	\$111,000	\$0
5311 - GENERAL OPERATING EXPENSE	\$9,859	\$17,000	\$17,000	\$9,229	\$17,000	\$17,000	\$0
5331 - TRAVEL EXPENSE	\$0	\$10,500	\$10,500	\$9,713	\$10,500	\$10,500	\$0
5332 - MILEAGE REIMBURSEMENT	\$0	\$1,000	\$1,000	\$0	\$1,000	\$1,000	\$0
SERVICES & SUPPLIES	\$116,346	\$129,200	\$175,863	\$104,362	\$145,500	\$145,500	\$0
5129 - INTERNAL COPY CHARGES (NON-IS)	\$27	\$100	\$100	\$31	\$100	\$100	\$0
5152 - WORKERS COMPENSATION	\$1,124	\$1,331	\$1,331	\$1,331	\$1,638	\$1,638	\$0
5155 - PUBLIC LIABILITY INSURANCE	\$1,749	\$2,127	\$2,127	\$2,127	\$3,162	\$3,162	\$0
INTERNAL CHARGES	\$2,900	\$3,558	\$3,558	\$3,489	\$4,900	\$4,900	\$0
5650 - EQUIPMENT	\$0	\$0	\$0	\$0	\$7,000	\$7,000	\$0
FIXED ASSETS	\$0	\$0	\$0	\$0	\$7,000	\$7,000	\$0
TOTAL EXPENSES:	<u>\$199,718</u>	<u>\$228,662</u>	<u>\$275,325</u>	<u>\$183,351</u>	<u>\$265,855</u>	<u>\$265,855</u>	<u>\$0</u>
BUDGET UNIT: 023500 CORONER	(\$199,434)	(\$228,512)	(\$275,175)	(\$183,351)	(\$265,705)	(\$265,705)	\$0

BOARD OF SUPERVISORS

010100

DEPARTMENTAL FUNCTIONS

The Board of Supervisors is the Legislative Body of the County, responsible for setting policy that affects the county's 18,000-plus residents, the millions of visitors traveling through the county every year, and the future generations who will call Inyo County home. The Board's members are elected from each of Inyo County's five supervisorial districts and are charged with representing both the interests of their individual districts and those of the county as a whole. The Department is charged with the legal responsibility of publishing agendas and minutes for all Board of Supervisors meetings and for any other meetings at which the Board of Supervisors sits as the Governing Board, including but not limited to the Board of Equalization and Capital Asset Leasing Corporation. The office maintains, and processes, by law, all public requests for the Board of Supervisors documents and carries out numerous other functions as mandated by law, including Board of Supervisors permanent record retention and advertising of public notices.

MAJOR ACCOMPLISHMENTS IN FISCAL YEAR 2022-2023

- Adopted a balanced and fiscally prudent budget that fulfilled key staffing requests, maintained vital public services, invested in infrastructure, and preserved contributions to community events and projects.
- Approved the creation of new positions to help broaden services and community engagement, as well as streamline service delivery, including: Regional Broadband Coordinator, Executive Director of Regional Coordination, and Public Relations Liaison.
- Supported efforts to address the housing shortage in Inyo County, including approving critical zoning changes in Independence and Lone Pine.
- With assistance from the I.S. Department, upgraded the audio/visual equipment in the Board Room to improve the quality live and recorded Board Meeting feeds.
- Continued to engage with local, state, and federal agencies on the pressing issues of wildfire protection, forest infrastructure, sustainable recreation, reliable and affordable broadband for the entire county, and homelessness.

GOALS FOR FISCAL YEAR 2023-2024

- Adopt a balanced budget that is both fiscally responsible and accounts for financial stress from rising inflation, and also maintains vital services and grant opportunities.
- Work with regional partners to develop an equitable plan for contributing to regional air service subsidies.
- Further refine and fine-tune short-term rental regulations for Inyo County and consider the development of a countywide business permit.
- Adopt a new film ordinance and fee schedule that ensures cost recovery and streamlines the permitting process - to the benefit of the county and filmmakers.
- Enter into numerous lease agreements with the Los Angeles Department of Water and Power following successful negotiations at the staff level.

DEPARTMENTAL BUDGET REQUEST FOR FISCAL YEAR 2023-2024

The Department's Fiscal Year 2023-2024 Requested Budget represents an overall increase of \$4,502 in expenditures, and a decrease of \$150,000 in revenues, when compared to the Fiscal Year 2022-2023 Board Approved Budget. As a result, the Requested Net County Cost is increased by \$154,502.

The revenue in the FY 2022-23 Budget was actually an Operating Transfer In to cover the costs of the Board Room Audio/Visual (A/V) project. Based on that reality, the increase in expenditures is relatively low, with the majority of the increase resulting from rising healthcare and retirement costs and the addition of a new position.

Personnel Costs increased by \$215,287 compared to the Fiscal Year 2022-2023 Board Approved Budget, due to a shift of an Office Technician into this budget to represent actual time spent in the program, changes to two Supervisors and insurance and retirement benefits, and negotiated COLAs and increased insurance expenses and the request to add a Grants Coordinator position.

Revenues

4998 (OPERATING TRANSFERS IN) decreased by \$150,000: operating transfers are determined by the Budget Team.

Personnel

The Department's Requested Budget represents an increase in the number of fulltime equivalent (FTE) positions that are supported by this budget.

One Office Technician's percentage has been increased substantially in this budget to represent the actual time and duties. Additionally, there is a request to add a Grants Coordinator position at a range 74.

Services & Supplies

5122 (CELL PHONES) increased by \$120: cell phones for all supervisors and Board Clerk; **5232** (OFFICE & OTHER EQUIP < \$5,000) increased by \$0: new flags for Board Room plus random A/V equipment; **5263** (ADVERTISING) decreased by \$2,500: based on actuals for the past five years; **5265** (PROFESSIONAL & SPECIAL SERVICE) decreased by \$30,000: change in plans related to consultant fees; **5311** (GENERAL OPERATING EXPENSE) increased by \$1,941: based on actuals for past two years; **5331** (TRAVEL EXPENSE) decreased by \$15,000: three of five supervisors are taking flat rate for in-county mileage.

Support & Care of Persons

(There are no changes in this object category from the previous fiscal year.)

Fixed Assets

5700 (CONSTRUCTION IN PROGRESS) decreased by \$150,000: project is finalized.

FISCAL YEAR 2023-2024 REDUCTION IMPACTS TO BASE BUDGET

Not Applicable

FISCAL YEAR 2023-2024 STATE/FEDERAL FUNDING SUMMARY

Not Applicable

FISCAL YEAR 2023-2024 REGULATORY COMPLIANCE SUMMARY

Not Applicable

MAJOR POLICY CONSIDERATIONS BEING REQUESTED

Not Applicable

COUNTY OF INYO

BUD002A - BUDGET REQUESTS

RUNDATE: 06/30/2023 TODAY'S DATE: 08/31/2023

FOR FISCAL YEARS: 07/01/2021 - 06/30/24

	YTD ACTUALS 06/30/2022	BOARD APPROVED 06/30/2023	WORKING BUDGET 06/30/2023	YTD ACTUALS 06/30/2023	DEPT REQUESTED 06/30/2024	CAO RECOMM 06/30/2024	BOARD APPROVED 06/30/2024
BUDGET UNIT: 010100 BOARD OF SUPERVISORS							
FUND: 0001 GENERAL FUND							
REVENUES:							
4825 - OTHER CURRENT CHARGES	\$760	\$0	\$0	\$478	\$0	\$0	\$0
CHARGES FOR CURRENT SERVICES	\$760	\$0	\$0	\$478	\$0	\$0	\$0
4998 - OPERATING TRANSFERS IN	\$0	\$150,000	\$150,000	\$0	\$0	\$0	\$0
OTHER FINANCING SOURCES	\$0	\$150,000	\$150,000	\$0	\$0	\$0	\$0
4961 - REIMBURSED EXPENSES	\$0	\$0	\$0	\$71	\$0	\$0	\$0
OTHER REVENUE	\$0	\$0	\$0	\$71	\$0	\$0	\$0
TOTAL REVENUES:	\$760	\$150,000	\$150,000	\$550	\$0	\$0	\$0
EXPENSES:							
5001 - SALARIED EMPLOYEES	\$407,404	\$505,731	\$505,681	\$482,357	\$621,591	\$562,471	\$0
5003 - OVERTIME	\$0	\$0	\$50	\$29	\$500	\$500	\$0
5021 - RETIREMENT & SOCIAL SECURITY	\$31,967	\$40,102	\$40,102	\$37,450	\$48,918	\$44,356	\$0
5022 - PERS RETIREMENT	\$30,715	\$45,944	\$45,944	\$40,035	\$61,667	\$55,804	\$0
5024 - RETIREMENT-UNFUNDED LIAB	\$71,152	\$80,252	\$80,252	\$80,252	\$84,663	\$84,663	\$0
5031 - MEDICAL INSURANCE	\$17,716	\$34,547	\$34,547	\$45,483	\$105,109	\$89,534	\$0
5032 - DISABILITY INSURANCE	\$721	\$5,706	\$5,706	\$979	\$5,707	\$5,176	\$0
5043 - OTHER BENEFITS	\$12,531	\$12,701	\$12,701	\$11,667	\$12,115	\$12,115	\$0
SALARIES & BENEFITS	\$572,209	\$724,983	\$724,983	\$698,254	\$940,270	\$854,619	\$0
5122 - CELL PHONES	\$1,344	\$2,400	\$2,400	\$2,153	\$2,520	\$2,520	\$0
5232 - OFFICE & OTHER EQUIP < \$5,000	\$2,305	\$5,000	\$5,000	\$0	\$5,000	\$5,000	\$0
5263 - ADVERTISING	\$3,040	\$7,500	\$7,500	\$4,292	\$5,000	\$5,000	\$0
5265 - PROFESSIONAL & SPECIAL SERVICE	\$0	\$47,500	\$47,500	\$7,622	\$17,500	\$17,500	\$0
5311 - GENERAL OPERATING EXPENSE	\$22,671	\$16,909	\$20,000	\$19,128	\$18,850	\$18,850	\$0
5331 - TRAVEL EXPENSE	\$40,341	\$70,000	\$66,909	\$57,983	\$55,000	\$55,000	\$0
5351 - UTILITIES	\$0	\$0	\$0	\$28	\$0	\$0	\$0
SERVICES & SUPPLIES	\$69,703	\$149,309	\$149,309	\$91,208	\$103,870	\$103,870	\$0
5123 - TECH REFRESH EXPENSE	\$8,610	\$8,702	\$8,702	\$8,702	\$8,956	\$8,956	\$0
5127 - MOBILE DEVICE MANAGEMENT-INTER	\$15	\$7	\$15	\$15	\$0	\$0	\$0

COUNTY OF INYO

BUD002A - BUDGET REQUESTS

RUNDATE: 06/30/2023 TODAY'S DATE: 08/31/2023

FOR FISCAL YEARS: 07/01/2021 - 06/30/24

	YTD ACTUALS 06/30/2022	BOARD APPROVED 06/30/2023	WORKING BUDGET 06/30/2023	YTD ACTUALS 06/30/2023	DEPT REQUESTED 06/30/2024	CAO RECOMM 06/30/2024	BOARD APPROVED 06/30/2024
5128 - INTERNAL SHREDDING CHARGES	\$291	\$360	\$388	\$388	\$360	\$360	\$0
5129 - INTERNAL COPY CHARGES (NON-IS)	\$3,205	\$3,500	\$3,500	\$5,051	\$4,000	\$4,000	\$0
5152 - WORKERS COMPENSATION	\$5,633	\$7,755	\$7,755	\$7,755	\$12,083	\$12,083	\$0
5155 - PUBLIC LIABILITY INSURANCE	\$8,765	\$12,396	\$12,396	\$12,396	\$23,325	\$23,325	\$0
5333 - MOTOR POOL	\$0	\$800	\$764	\$0	\$800	\$800	\$0
INTERNAL CHARGES	\$26,519	\$33,520	\$33,520	\$34,307	\$49,524	\$49,524	\$0
5539 - OTHER AGENCY CONTRIBUTIONS	\$25,000	\$31,350	\$31,350	\$25,000	\$0	\$0	\$0
OTHER CHARGES	\$25,000	\$31,350	\$31,350	\$25,000	\$0	\$0	\$0
5650 - EQUIPMENT	\$0	\$0	\$9,000	\$8,087	\$0	\$0	\$0
5700 - CONSTRUCTION IN PROGRESS	\$0	\$150,000	\$141,000	\$95,821	\$0	\$0	\$0
FIXED ASSETS	\$0	\$150,000	\$150,000	\$103,909	\$0	\$0	\$0
TOTAL EXPENSES:	\$693,432	\$1,089,162	\$1,089,162	\$952,680	\$1,093,664	\$1,008,013	\$0
BUDGET UNIT: 010100 BOARD OF SUPERVISORS	(\$692,672)	(\$939,162)	(\$939,162)	(\$952,130)	(\$1,093,664)	(\$1,008,013)	\$0

AUDITOR CONTROLLER - GENERAL

010400

DEPARTMENTAL FUNCTIONS

The Auditor-Controller's Office is the chief financial department for the County of Inyo. Our primary responsibility is to protect the assets of the County. We provide financial information, accounting services, advice, and assistance to the Board of Supervisors, the County Administrative Officer, County Departments, Special Districts, and the public. We are responsible for the fiscal oversight of the County's and Special District's budgets and compliance with reporting and audit mandates. Other tasks include general ledger accounting, accounts receivable, accounts payable, payroll processing, property tax administration, and complying with innumerable mandated reporting requirements.

MAJOR ACCOMPLISHMENTS IN FISCAL YEAR 2022-2023

- Upgrade the County's Financial System on time and under budget.
- Update the County Travel Policy and implement the new policy.
- Work with Inyo County Treasury's Office to migrate to a new general bank account.

GOALS FOR FISCAL YEAR 2023-2024

- Implement the County Credit Card Program.
- Continue to bring the Property Tax

DEPARTMENTAL BUDGET REQUEST FOR FISCAL YEAR 2023-2024

The Department's Fiscal Year 2023-2024 Requested Budget represents an overall increase of \$146,154 in expenditures, and an increase of \$1,200,805 in revenues, when compared to the Fiscal Year 2022-2023 Board Approved Budget. As a result, the Requested Net County Cost is decreased by \$1,054,651.

The increase of \$146,854 in expenditures is all related to salary and benefits costs and internal costs such as public liability and worker's cost increases.

Personnel Costs increased by \$122,499 compared to the Fiscal Year 2022-2023 Board Approved Budget, due to negotiated cola increased and increased medical and retirement cost.

Revenues

4062 (SALES TAX) increased by \$100,000: The increase is based on a 5-year smoothing of the sales tax revenue to account for spikes in this revenue stream; **4601** (TAX REDEMPTION FEES) increased by \$2,800: The increase is due to the pending tax auction; **4603** (SB813 COLLECTION FEES) increased by \$10,000: The increase is due to collections held in trust pending distribution; **4612** (SPEC DIST & GRANT ACCOUNTING) decreased by \$50,000: The decrease is due to the bi-annual cycle of the special district audit cycle; **4819** (SERVICES & FEES) increased by \$2,500: The increase is based on the prior year actuals; **4820** (COUNTY COST PLAN) increased by \$1,135,505: The increase is based on the cost plan allocation approved by the State for use FY 23-24.

Personnel

The Department's Requested Budget represents no change in the number of fulltime equivalent (FTE) positions that are supported by this budget.

In addition to the normal increase in salary and benefits, this budget is requesting a reclassification of one Office Technician III to a Payroll Analyst I. Historically, the Auditor's Office has been able to accommodate all of the functions associated with the County payroll division with one full-time position. This is not the case anymore due to the increased volume and additional demand that has been placed on this function of the Auditor's Office. Since 2015, payroll has seen a 25% increase in the number of payroll-rated transactions between County and Special District payrolls. Along with the increased volume in payroll transactions, some of the State and Federal law changes have added additional complexity to payroll that requires more time and review, such as the Affordable Care Act from 2015, Personal Family Leave Act, Disability law changes in 2022, California Paid Sick Leave requirements from 2015, PERS and PEPRA law changes, and COVID leave tracking and workers compensation reporting from 2020.

This position will work most of the time in payroll and will cross over to assist with higher-level accounting functions in the Auditor's Office as needed.

Services & Supplies

5232 (OFFICE & OTHER EQUIP < \$5,000) increased by \$900: For the purchase of a replacement motor on a standup desk; **5265** (PROFESSIONAL & SPECIAL SERVICE) decreased by \$1,050: Based on project cost for FY 23-24; **5311** (GENERAL OPERATING EXPENSE) decreased by \$71: Based on the projected cost for FY 23-24; **5331** (TRAVEL EXPENSE) increased by \$2,350: Property Tax sub-committee and the attendance of both annual conferences.

Support & Care of Persons

(There are no changes in this object category from the previous fiscal year.)

Fixed Assets

(There are no changes in this object category from the previous fiscal year.)

FISCAL YEAR 2023-2024 REDUCTION IMPACTS TO BASE BUDGET

N/A

FISCAL YEAR 2023-2024 STATE/FEDERAL FUNDING SUMMARY

N/A

FISCAL YEAR 2023-2024 REGULATORY COMPLIANCE SUMMARY

N/A

MAJOR POLICY CONSIDERATIONS BEING REQUESTED

N/A

COUNTY OF INYO

BUD002A - BUDGET REQUESTS

RUNDATE: 06/30/2023 TODAY'S DATE: 08/31/2023

FOR FISCAL YEARS: 07/01/2021 - 06/30/24

	YTD ACTUALS 06/30/2022	BOARD APPROVED 06/30/2023	WORKING BUDGET 06/30/2023	YTD ACTUALS 06/30/2023	DEPT REQUESTED 06/30/2024	CAO RECOMM 06/30/2024	BOARD APPROVED 06/30/2024
BUDGET UNIT: 010400 AUDITOR CONTROLLER - GENERAL							
FUND: 0001 GENERAL FUND							
REVENUES:							
4041 - PENALTIES ON DELINQUENT TAXES	\$82,159	\$250,000	\$250,000	\$63,129	\$250,000	\$250,000	\$0
4042 - COSTS OF DELINQUENT COLLECTION	\$0	\$11,000	\$11,000	\$1,010	\$11,000	\$11,000	\$0
TAXES - PROPERTY	\$82,159	\$261,000	\$261,000	\$64,139	\$261,000	\$261,000	\$0
4062 - SALES TAX	\$2,189,484	\$1,650,000	\$1,650,000	\$2,161,795	\$1,750,000	\$1,750,000	\$0
TAXES - SALES	\$2,189,484	\$1,650,000	\$1,650,000	\$2,161,795	\$1,750,000	\$1,750,000	\$0
4601 - TAX REDEMPTION FEES	\$3,240	\$3,200	\$3,200	\$5,190	\$6,000	\$6,000	\$0
4602 - ASSESSMENT & COLLECTION FEES	\$15,969	\$16,019	\$16,019	\$16,265	\$16,019	\$16,019	\$0
4603 - SB813 COLLECTION FEES	\$19,006	\$30,000	\$166,000	\$185,428	\$40,000	\$40,000	\$0
4612 - SPEC DIST & GRANT ACCOUNTING	\$28,350	\$78,356	\$78,356	\$63,688	\$28,356	\$28,356	\$0
4819 - SERVICES & FEES	\$5,855	\$7,500	\$7,500	\$10,024	\$10,000	\$10,000	\$0
4820 - COUNTY COST PLAN	\$3,176,786	\$1,968,250	\$1,968,250	\$1,965,461	\$3,103,755	\$3,103,755	\$0
4827 - TRIAL COURT CHARGES	\$10,800	\$10,800	\$10,800	\$10,800	\$10,800	\$10,800	\$0
CHARGES FOR CURRENT SERVICES	\$3,260,007	\$2,114,125	\$2,250,125	\$2,256,857	\$3,214,930	\$3,214,930	\$0
4961 - REIMBURSED EXPENSES	\$32	\$0	\$0	\$4,809	\$0	\$0	\$0
4999 - PRIOR YEARS REIMBURSEMENTS	\$450	\$0	\$0	\$0	\$0	\$0	\$0
OTHER REVENUE	\$482	\$0	\$0	\$4,809	\$0	\$0	\$0
TOTAL REVENUES:	\$5,532,133	\$4,025,125	\$4,161,125	\$4,487,602	\$5,225,930	\$5,225,930	\$0
EXPENSES:							
5001 - SALARIED EMPLOYEES	\$644,645	\$743,786	\$743,786	\$743,420	\$806,507	\$806,507	\$0
5003 - OVERTIME	\$1,271	\$7,510	\$7,510	\$1,803	\$3,178	\$3,178	\$0
5005 - HOLIDAY OVERTIME	\$0	\$0	\$0	\$0	\$10,042	\$10,042	\$0
5012 - PART TIME EMPLOYEES	\$0	\$0	\$0	\$4,963	\$2,300	\$2,300	\$0
5021 - RETIREMENT & SOCIAL SECURITY	\$52,627	\$60,658	\$60,658	\$58,601	\$65,575	\$65,575	\$0
5022 - PERS RETIREMENT	\$82,666	\$91,513	\$91,513	\$91,915	\$107,262	\$107,262	\$0
5024 - RETIREMENT-UNFUNDED LIAB	\$83,010	\$93,626	\$93,626	\$93,626	\$98,772	\$98,772	\$0
5031 - MEDICAL INSURANCE	\$30,576	\$46,397	\$66,000	\$65,630	\$82,413	\$82,413	\$0
5032 - DISABILITY INSURANCE	\$5,631	\$8,611	\$8,611	\$5,485	\$7,596	\$7,596	\$0
5043 - OTHER BENEFITS	\$43,869	\$40,914	\$40,914	\$37,164	\$31,869	\$31,869	\$0

COUNTY OF INYO

BUD002A - BUDGET REQUESTS

RUNDATE: 06/30/2023 TODAY'S DATE: 08/31/2023

FOR FISCAL YEARS: 07/01/2021 - 06/30/24

	YTD ACTUALS 06/30/2022	BOARD APPROVED 06/30/2023	WORKING BUDGET 06/30/2023	YTD ACTUALS 06/30/2023	DEPT REQUESTED 06/30/2024	CAO RECOMM 06/30/2024	BOARD APPROVED 06/30/2024
SALARIES & BENEFITS	\$944,297	\$1,093,015	\$1,112,618	\$1,102,611	\$1,215,514	\$1,215,514	\$0
5232 - OFFICE & OTHER EQUIP < \$5,000	\$1,259	\$600	\$700	\$738	\$1,500	\$1,500	\$0
5265 - PROFESSIONAL & SPECIAL SERVICE	\$147,227	\$118,708	\$286,518	\$163,521	\$117,658	\$117,658	\$0
5311 - GENERAL OPERATING EXPENSE	\$13,728	\$13,071	\$12,832	\$12,601	\$13,000	\$13,000	\$0
5326 - LATE FEES & FINANCE CHARGES	\$16	\$0	\$139	\$142	\$0	\$0	\$0
5331 - TRAVEL EXPENSE	\$874	\$3,500	\$5,000	\$4,607	\$5,850	\$5,850	\$0
SERVICES & SUPPLIES	\$163,105	\$135,879	\$305,189	\$181,610	\$138,008	\$138,008	\$0
5123 - TECH REFRESH EXPENSE	\$9,580	\$11,965	\$11,965	\$11,965	\$10,076	\$10,076	\$0
5128 - INTERNAL SHREDDING CHARGES	\$998	\$1,728	\$1,863	\$1,863	\$1,728	\$1,728	\$0
5129 - INTERNAL COPY CHARGES (NON-IS)	\$4,336	\$4,500	\$4,500	\$5,520	\$5,000	\$5,000	\$0
5152 - WORKERS COMPENSATION	\$10,060	\$12,237	\$12,237	\$12,237	\$18,577	\$18,577	\$0
5155 - PUBLIC LIABILITY INSURANCE	\$15,410	\$19,286	\$19,286	\$19,286	\$35,861	\$35,861	\$0
5333 - MOTOR POOL	\$11,792	\$13,750	\$12,250	\$10,184	\$13,750	\$13,750	\$0
INTERNAL CHARGES	\$52,177	\$63,466	\$62,101	\$61,056	\$84,992	\$84,992	\$0
TOTAL EXPENSES:	\$1,159,580	\$1,292,360	\$1,479,908	\$1,345,278	\$1,438,514	\$1,438,514	\$0
BUDGET UNIT: 010400 AUDITOR CONTROLLER - GENERAL	\$4,372,553	\$2,732,765	\$2,681,217	\$3,142,323	\$3,787,416	\$3,787,416	\$0

AC-CALPERS REFUNDING SF 010404

DEPARTMENTAL FUNCTIONS

This is a debt service fund to pay for the 2013 CalPERS Refunding loan agreement. The revenue that is generated to pay for the debt service in this fund comes from the General Fund and is an obligation of the County until paid in full.

MAJOR ACCOMPLISHMENTS IN FISCAL YEAR 2022-2023

- Not Applicable

GOALS FOR FISCAL YEAR 2023-2024

- Not Applicable

DEPARTMENTAL BUDGET REQUEST FOR FISCAL YEAR 2023-2024

The Department's Fiscal Year 2023-2024 Requested Budget represents an overall increase of \$11,878 in expenditures, and an increase of \$11,879 in revenues, when compared to the Fiscal Year 2022-2023 Board Approved Budget. As a result, the Requested Net County Cost is decreased by \$1.

Personnel Costs did not change compared to the Fiscal Year 2022-2023 Board Approved Budget.

Revenues

4825 (OTHER CURRENT CHARGES) increased by \$11,879: Revenue is increased to reflect the increase in payment.

Personnel

The Department's Requested Budget represents no change in the number of fulltime equivalent (FTE) positions that are supported by this budget.

Administration of this budget is provided by staff funded in the Auditor-Controller General budget.

Services & Supplies

(There are no changes in this object category from the previous fiscal year.)

Support & Care of Persons

(There are no changes in this object category from the previous fiscal year.)

Fixed Assets

(There are no changes in this object category from the previous fiscal year.)

FISCAL YEAR 2023-2024 REDUCTION IMPACTS TO BASE BUDGET

Not Applicable.

FISCAL YEAR 2023-2024 STATE/FEDERAL FUNDING SUMMARY

Not Applicable.

FISCAL YEAR 2023-2024 REGULATORY COMPLIANCE SUMMARY

Not Applicable.

MAJOR POLICY CONSIDERATIONS BEING REQUESTED

Not Applicable.

COUNTY OF INYO

BUD002A - BUDGET REQUESTS

RUNDATE: 06/30/2023 TODAY'S DATE: 08/31/2023

FOR FISCAL YEARS: 07/01/2021 - 06/30/24

	YTD ACTUALS 06/30/2022	BOARD APPROVED 06/30/2023	WORKING BUDGET 06/30/2023	YTD ACTUALS 06/30/2023	DEPT REQUESTED 06/30/2024	CAO RECOMM 06/30/2024	BOARD APPROVED 06/30/2024
BUDGET UNIT: 010404 AC-CALPERS REFUNDING SF							
FUND: 0021 AC - CALPERS REFUNDING SAFT							
REVENUES:							
4825 - OTHER CURRENT CHARGES	\$385,778	\$398,071	\$398,071	\$398,072	\$409,950	\$409,950	\$0
CHARGES FOR CURRENT SERVICES	\$385,778	\$398,071	\$398,071	\$398,072	\$409,950	\$409,950	\$0
TOTAL REVENUES:	<u>\$385,778</u>	<u>\$398,071</u>	<u>\$398,071</u>	<u>\$398,072</u>	<u>\$409,950</u>	<u>\$409,950</u>	<u>\$0</u>
EXPENSES:							
5561 - PRINCIPAL ON NOTES PAYABLE	\$222,000	\$247,000	\$247,000	\$247,000	\$273,000	\$273,000	\$0
DEBT SERVICE PRINCIPAL	\$222,000	\$247,000	\$247,000	\$247,000	\$273,000	\$273,000	\$0
5553 - INTEREST ON NOTES	\$163,776	\$151,072	\$151,072	\$151,071	\$136,950	\$136,950	\$0
DEBT SERVICE INTEREST	\$163,776	\$151,072	\$151,072	\$151,071	\$136,950	\$136,950	\$0
TOTAL EXPENSES:	<u>\$385,776</u>	<u>\$398,072</u>	<u>\$398,072</u>	<u>\$398,071</u>	<u>\$409,950</u>	<u>\$409,950</u>	<u>\$0</u>
BUDGET UNIT: 010404 AC-CALPERS REFUNDING SF	\$1	(\$1)	(\$1)	\$0	\$0	\$0	\$0

AUDITOR-CONTROLLER - ECON STAB

010407

DEPARTMENTAL FUNCTIONS

The Economic Stabilization Fund was established to fund unexpected decreases in revenue and or increases in expenditures, which cannot be absorbed with the existing County budget appropriated for that fiscal year, including any appropriation for contingency funds. In addition, it is also used to provide loans to cash flow property tax distributions under the Teeter Plan.

MAJOR ACCOMPLISHMENTS IN FISCAL YEAR 2022-2023

- The County was able to maintain a balanced budget for Fiscal Year 2022-2023 and avoid using funds from this budget. As such, these funds are available for emergencies and future economic downturns

GOALS FOR FISCAL YEAR 2023-2024

- Continue to use this fund in accordance with County Policy by using it to make loans to their funds and to use the unexpected decreases in revenue and/or increases in expenditures. This reserve is to be used before General Reserves and requires a four/fifths (4/5's) vote of the Board of Supervisors

DEPARTMENTAL BUDGET REQUEST FOR FISCAL YEAR 2023-2024

The Department's Fiscal Year 2023-2024 Requested Budget represents an overall increase of \$0 in expenditures, and an increase of \$17,500 in revenues, when compared to the Fiscal Year 2022-2023 Board Approved Budget. As a result, the Requested Net County Cost is decreased by \$17,500.

Personnel Costs did not change compared to the Fiscal Year 2022-2023 Board Approved Budget.

Revenues

4301 (INTEREST FROM TREASURY) increased by \$17,500: Based on prior year actuals.

Personnel

The Department's Requested Budget represents no change in the number of fulltime equivalent (FTE) positions that are supported by this budget.

Administration of this budget is provided by staff funded in the Auditor-Controller General budget.

Services & Supplies

(There are no changes in this object category from the previous fiscal year.)

Support & Care of Persons

(There are no changes in this object category from the previous fiscal year.)

Fixed Assets

(There are no changes in this object category from the previous fiscal year.)

FISCAL YEAR 2023-2024 REDUCTION IMPACTS TO BASE BUDGET

Not Applicable

FISCAL YEAR 2023-2024 STATE/FEDERAL FUNDING SUMMARY

Not Applicable

FISCAL YEAR 2023-2024 REGULATORY COMPLIANCE SUMMARY

Not Applicable

MAJOR POLICY CONSIDERATIONS BEING REQUESTED

Not Applicable

COUNTY OF INYO

BUD002A - BUDGET REQUESTS

RUNDATE: 06/30/2023 TODAY'S DATE: 08/31/2023

FOR FISCAL YEARS: 07/01/2021 - 06/30/24

	YTD ACTUALS 06/30/2022	BOARD APPROVED 06/30/2023	WORKING BUDGET 06/30/2023	YTD ACTUALS 06/30/2023	DEPT REQUESTED 06/30/2024	CAO RECOMM 06/30/2024	BOARD APPROVED 06/30/2024
BUDGET UNIT: 010407 AUDITOR-CONTROLLER - ECON STAB							
FUND: 0007 ECONOMIC STABILIZATION							
REVENUES:							
4301 - INTEREST FROM TREASURY	\$12,997	\$12,500	\$12,500	\$43,614	\$30,000	\$30,000	\$0
REV USE OF MONEY & PROPERTY	\$12,997	\$12,500	\$12,500	\$43,614	\$30,000	\$30,000	\$0
TOTAL REVENUES:	<u>\$12,997</u>	<u>\$12,500</u>	<u>\$12,500</u>	<u>\$43,614</u>	<u>\$30,000</u>	<u>\$30,000</u>	<u>\$0</u>
EXPENSES:							
TOTAL EXPENSES:	<u>\$0</u>	<u>\$0</u>	<u>\$0</u>	<u>\$0</u>	<u>\$0</u>	<u>\$0</u>	<u>\$0</u>
BUDGET UNIT: 010407 AUDITOR-CONTROLLER - ECON STAB	\$12,997	\$12,500	\$12,500	\$43,614	\$30,000	\$30,000	\$0

AUDITOR CONTROLLER - GEN RESV 010405

DEPARTMENTAL FUNCTIONS

This budget unit is used to isolate the County's annual contribution to General Fund Reserves. Reserves are only to be used in times of emergencies and requires a four-fifths (4/5's) vote by the Board of Supervisors to be expended.

MAJOR ACCOMPLISHMENTS IN FISCAL YEAR 2022-2023

- The fund continues to accrue interest, helping the County achieve its goal of increasing revenues

GOALS FOR FISCAL YEAR 2023-2024

- Continue to find ways to increase the amount of reserves held by the County consistent with best practices and review the General Reserves Policy. At the end of the Fiscal Year 2022-2023 the General Reserve balance was \$6,704,647. This represents 8.39% of the Board Approved General Fund expenditure budget for Fiscal Year 2022-2023.

DEPARTMENTAL BUDGET REQUEST FOR FISCAL YEAR 2023-2024

The Department's Fiscal Year 2023-2024 Requested Budget represents an overall increase of \$0 in expenditures, and a decrease of \$894,968 in revenues, when compared to the Fiscal Year 2022-2023 Board Approved Budget. As a result, the Requested Net County Cost is increased by \$894,968.

Personnel Costs did not change compared to the Fiscal Year 2022-2023 Board Approved Budget.

Revenues

4301 (INTEREST FROM TREASURY) increased by \$18,000: Based on the prior year actuals; **4998** (OPERATING TRANSFERS IN) decreased by \$912,968: Operating transfers are budgeted in the CAO Recommended Budget.

Personnel

The Department's Requested Budget represents no change in the number of fulltime equivalent (FTE) positions that are supported by this budget.

There are no personnel in this budget.

Services & Supplies

(There are no changes in this object category from the previous fiscal year.)

Support & Care of Persons

(There are no changes in this object category from the previous fiscal year.)

Fixed Assets

(There are no changes in this object category from the previous fiscal year.)

FISCAL YEAR 2023-2024 REDUCTION IMPACTS TO BASE BUDGET

Not Applicable

FISCAL YEAR 2023-2024 STATE/FEDERAL FUNDING SUMMARY

Not Applicable

FISCAL YEAR 2023-2024 REGULATORY COMPLIANCE SUMMARY

Not Applicable

MAJOR POLICY CONSIDERATIONS BEING REQUESTED

Not Applicable

COUNTY OF INYO

BUD002A - BUDGET REQUESTS

RUNDATE: 06/30/2023 TODAY'S DATE: 08/31/2023

FOR FISCAL YEARS: 07/01/2021 - 06/30/24

	YTD ACTUALS 06/30/2022	BOARD APPROVED 06/30/2023	WORKING BUDGET 06/30/2023	YTD ACTUALS 06/30/2023	DEPT REQUESTED 06/30/2024	CAO RECOMM 06/30/2024	BOARD APPROVED 06/30/2024
BUDGET UNIT: 010405 AUDITOR CONTROLLER - GEN RESV							
FUND: 0006 GENERAL RESERVE							
REVENUES:							
4301 - INTEREST FROM TREASURY	\$12,490	\$12,000	\$12,000	\$55,671	\$30,000	\$30,000	\$0
REV USE OF MONEY & PROPERTY	\$12,490	\$12,000	\$12,000	\$55,671	\$30,000	\$30,000	\$0
4998 - OPERATING TRANSFERS IN	\$1,082,624	\$912,968	\$1,698,664	\$1,698,664	\$0	\$0	\$0
OTHER FINANCING SOURCES	\$1,082,624	\$912,968	\$1,698,664	\$1,698,664	\$0	\$0	\$0
TOTAL REVENUES:	<u>\$1,095,114</u>	<u>\$924,968</u>	<u>\$1,710,664</u>	<u>\$1,754,335</u>	<u>\$30,000</u>	<u>\$30,000</u>	<u>\$0</u>
EXPENSES:							
TOTAL EXPENSES:	<u>\$0</u>	<u>\$0</u>	<u>\$0</u>	<u>\$0</u>	<u>\$0</u>	<u>\$0</u>	<u>\$0</u>
BUDGET UNIT: 010405 AUDITOR CONTROLLER - GEN RESV	\$1,095,114	\$924,968	\$1,710,664	\$1,754,335	\$30,000	\$30,000	\$0

AUDITOR CONTROLLER GEOTHERMAL 010406

DEPARTMENTAL FUNCTIONS

This budget is used to isolate the County's receipts of geothermal royalties and track the geothermal funds available for allocation by the Board of Supervisors. Due to the uncertainty of geothermal royalties, the Board of Supervisors directed those future royalties be treated as unanticipated revenue and are appropriated as received. As such, there are no revenue projections associated with this budget unit for Fiscal Year 2023-2024. Any expenditures represent an appropriation of royalties that came in during the prior fiscal year.

MAJOR ACCOMPLISHMENTS IN FISCAL YEAR 2022-2023

- Not Applicable

GOALS FOR FISCAL YEAR 2023-2024

- Not Applicable

DEPARTMENTAL BUDGET REQUEST FOR FISCAL YEAR 2023-2024

The Department's Fiscal Year 2023-2024 Requested Budget represents an overall decrease of \$275,500 in expenditures, and an increase of \$0 in revenues, when compared to the Fiscal Year 2022-2023 Board Approved Budget. As a result, the Requested Net County Cost is decreased by \$275,500.

Personnel Costs did not change compared to the Fiscal Year 2022-2023 Board Approved Budget.

Revenues

(There are no changes in this object category from the previous fiscal year.)

Personnel

The Department's Requested Budget represents no change in the number of fulltime equivalent (FTE) positions that are supported by this budget.

Administration of this budget is provided by staff funded in the Auditor-Controller General budget.

Services & Supplies

(There are no changes in this object category from the previous fiscal year.)

Support & Care of Persons

(There are no changes in this object category from the previous fiscal year.)

Fixed Assets

(There are no changes in this object category from the previous fiscal year.)

FISCAL YEAR 2023-2024 REDUCTION IMPACTS TO BASE BUDGET

Not Applicable

FISCAL YEAR 2023-2024 STATE/FEDERAL FUNDING SUMMARY

Not Applicable

FISCAL YEAR 2023-2024 REGULATORY COMPLIANCE SUMMARY

Not Applicable

MAJOR POLICY CONSIDERATIONS BEING REQUESTED

Not Applicable

COUNTY OF INYO

BUD002A - BUDGET REQUESTS

RUNDATE: 06/30/2023 TODAY'S DATE: 08/31/2023

FOR FISCAL YEARS: 07/01/2021 - 06/30/24

	YTD ACTUALS 06/30/2022	BOARD APPROVED 06/30/2023	WORKING BUDGET 06/30/2023	YTD ACTUALS 06/30/2023	DEPT REQUESTED 06/30/2024	CAO RECOMM 06/30/2024	BOARD APPROVED 06/30/2024
BUDGET UNIT: 010406 AUDITOR CONTROLLER GEOTHERMAL							
FUND: 0010 GEOTHERMAL							
REVENUES:							
4381 - GEOTHERMAL ROYALTIES	\$176,724	\$0	\$0	\$164,258	\$0	\$0	\$0
RENTS & LEASES	\$176,724	\$0	\$0	\$164,258	\$0	\$0	\$0
TOTAL REVENUES:	<u>\$176,724</u>	<u>\$0</u>	<u>\$0</u>	<u>\$164,258</u>	<u>\$0</u>	<u>\$0</u>	<u>\$0</u>
EXPENSES:							
5801 - OPERATING TRANSFERS OUT	\$0	\$275,500	\$235,500	\$55,218	\$0	\$128,800	\$0
OTHER FINANCING USES	\$0	\$275,500	\$235,500	\$55,218	\$0	\$128,800	\$0
TOTAL EXPENSES:	<u>\$0</u>	<u>\$275,500</u>	<u>\$235,500</u>	<u>\$55,218</u>	<u>\$0</u>	<u>\$128,800</u>	<u>\$0</u>
BUDGET UNIT: 010406 AUDITOR CONTROLLER GEOTHERMAL	\$176,724	(\$275,500)	(\$235,500)	\$109,040	\$0	(\$128,800)	\$0

GENERAL REVENUE & EXPENDITURES

011900

DEPARTMENTAL FUNCTIONS

This budget unit was created to record those revenues and expenditures that are not specific to any general fund department. This allows the administration to better determine the Net County Cost of all other departments.

MAJOR ACCOMPLISHMENTS IN FISCAL YEAR 2022-2023

- Not Applicable

GOALS FOR FISCAL YEAR 2023-2024

- Not Applicable

DEPARTMENTAL BUDGET REQUEST FOR FISCAL YEAR 2023-2024

The Department's Fiscal Year 2023-2024 Requested Budget represents an overall decrease of \$1,907,633 in expenditures, and an increase of \$655,352 in revenues, when compared to the Fiscal Year 2022-2023 Board Approved Budget. As a result, the Requested Net County Cost is decreased by \$2,562,985.

Personnel Costs did not change compared to the Fiscal Year 2022-2023 Board Approved Budget.

Revenues

4001 (CURRENT SECURED TAXES) increased by \$1,021,257: Increase in Secured Taxes is primarily due to 8% in the Phillips Factor, which is applied to all property owned by LADWP; **4004** (CURRENT UNSECURED TAXES) decreased by \$16,000: Decrease is based on the assessed value enrolled by the Inyo County Assessor; **4005** (CURRENT UNSECURED AIRCRAFT TAX) increased by \$10,000: Increase in projected revenue is based on the value of Aircraft enrolled on the Unsecured Tax roll by Assessor; **4008** (SB813 DISTRIBUTIONS) increased by \$100,000: Supplemental Taxes that have been held in trust from a prior year will be released; **4023** (PRIOR YEAR UNSECURED TAXES) increased by \$45,000: Prior unsecured taxes will be released and distributed; **4083** (TRANSIENT OCCUPANCY TAX) increased by \$200,000: Based on the continued recovery and strong performance from the last several years of TOT actuals; **4161** (FRANCHISE FEES) increased by \$16,892: The increase is based on the actuals from the prior year; **4215** (JUSTICE COURT FINES) increased by \$20,000: The increase is based on the actuals from the prior year; **4224** (COURT REALIGNMENT FINES) decreased by \$30,000: The decrease is based on the actuals from the prior year; **4301** (INTEREST FROM TREASURY) increased by \$465,000: Based on interest earning that will settle in FY 23-24 and the County's pool share; **4413** (PROPERTY TAX IN LIEU OF VLF) increased by \$277,243: The increase is based on the growth in property taxes for FY 23-24; **4497** (STATE MANDATE PROGRAMS) decreased by \$15,000: Due to the delay in the payment of State mandated claims we are not budgeting any revenue this year; **4563** (CONTRIBUTION FROM DWP) increased by \$455,882: This allocation is pursuant to the water agreement and is adjusted every year for inflation in accordance with the Phillips Factor; **4599** (OTHER AGENCIES) decreased by \$20,500: Based on year to date actuals; **4604** (PROPERTY TAX ADMIN FEES) increased by \$21,000: Based on prior year to date actuals; **4702** (RECORDING FEES) decreased by \$5,900: Based on prior year to date actuals; **4825** (OTHER CURRENT CHARGES) increased by \$48,051: Based on prior year to date actuals;

4998 (OPERATING TRANSFERS IN) decreased by \$1,937,573: This will be budgeted in the CAO Recommended budget.

Personnel

The Department's Requested Budget represents no change in the number of fulltime equivalent (FTE) positions that are supported by this budget.

Administration of this budget is provided by staff funded in the Auditor-Controller General budget.

Services & Supplies

5162 (WITNESS EXPENSE) decreased by \$500: Based on prior year to date actuals; **5265** (PROFESSIONAL & SPECIAL SERVICE) increased by \$40: Based on prior year to date actuals; **5311** (GENERAL OPERATING EXPENSE) decreased by \$3,516: Based on prior year to date actuals.

Support & Care of Persons

(There are no changes in this object category from the previous fiscal year.)

Fixed Assets

(There are no changes in this object category from the previous fiscal year.)

FISCAL YEAR 2023-2024 REDUCTION IMPACTS TO BASE BUDGET

Not Applicable.

FISCAL YEAR 2023-2024 STATE/FEDERAL FUNDING SUMMARY

Not Applicable.

FISCAL YEAR 2023-2024 REGULATORY COMPLIANCE SUMMARY

Not Applicable.

MAJOR POLICY CONSIDERATIONS BEING REQUESTED

Not Applicable.

COUNTY OF INYO

BUD002A - BUDGET REQUESTS

RUNDATE: 06/30/2023 TODAY'S DATE: 08/31/2023

FOR FISCAL YEARS: 07/01/2021 - 06/30/24

	YTD ACTUALS 06/30/2022	BOARD APPROVED 06/30/2023	WORKING BUDGET 06/30/2023	YTD ACTUALS 06/30/2023	DEPT REQUESTED 06/30/2024	CAO RECOMM 06/30/2024	BOARD APPROVED 06/30/2024
BUDGET UNIT: 011900 GENERAL REVENUE & EXPENDITURES							
FUND: 0001 GENERAL FUND							
REVENUES:							
4001 - CURRENT SECURED TAXES	\$14,158,973	\$14,583,743	\$14,583,743	\$15,226,755	\$15,605,000	\$15,605,000	\$0
4004 - CURRENT UNSECURED TAXES	\$1,070,451	\$1,180,000	\$1,180,000	\$1,376,595	\$1,164,000	\$1,164,000	\$0
4005 - CURRENT UNSECURED AIRCRAFT TAX	\$12,419	\$15,000	\$15,000	\$17,602	\$25,000	\$25,000	\$0
4008 - SB813 DISTRIBUTIONS	\$180,021	\$100,000	\$100,000	\$1,045,482	\$200,000	\$200,000	\$0
4021 - PRIOR YEAR SECURED TAXES	\$137,805	\$145,000	\$145,000	\$143,011	\$145,000	\$145,000	\$0
4023 - PRIOR YEAR UNSECURED TAXES	\$0	\$30,000	\$0	(\$961,836)	\$75,000	\$75,000	\$0
TAXES - PROPERTY	\$15,559,670	\$16,053,743	\$16,023,743	\$16,847,610	\$17,214,000	\$17,214,000	\$0
4083 - TRANSIENT OCCUPANCY TAX	\$4,413,833	\$3,800,000	\$3,800,000	\$4,489,970	\$4,000,000	\$4,000,000	\$0
TAXES - OTHER	\$4,413,833	\$3,800,000	\$3,800,000	\$4,489,970	\$4,000,000	\$4,000,000	\$0
4161 - FRANCHISE FEES	\$238,723	\$235,400	\$235,400	\$252,345	\$252,292	\$252,292	\$0
LICENSES & PERMITS	\$238,723	\$235,400	\$235,400	\$252,345	\$252,292	\$252,292	\$0
4215 - JUSTICE COURT FINES	\$188,229	\$180,000	\$180,000	\$200,224	\$200,000	\$200,000	\$0
4224 - COURT REALIGNMENT FINES	\$730,562	\$715,000	\$715,000	\$687,086	\$685,000	\$685,000	\$0
FINES & FORFEITURES	\$918,792	\$895,000	\$895,000	\$887,310	\$885,000	\$885,000	\$0
4301 - INTEREST FROM TREASURY	\$192,617	\$185,000	\$185,000	\$706,913	\$650,000	\$650,000	\$0
4303 - INTEREST ON TAX FUNDS	\$22,910	\$500	\$500	\$0	\$500	\$500	\$0
REV USE OF MONEY & PROPERTY	\$215,527	\$185,500	\$185,500	\$706,913	\$650,500	\$650,500	\$0
4411 - STATE MOTOR VEHICLE IN LIEU TX	\$17,958	\$17,000	\$17,000	\$16,291	\$17,000	\$17,000	\$0
4413 - PROPERTY TAX IN LIEU OF VLF	\$2,422,757	\$2,422,757	\$2,893,576	\$2,624,317	\$2,700,000	\$2,700,000	\$0
4472 - HOMEOWNERS PROPERTY TAX RELIEF	\$66,720	\$66,000	\$66,000	\$66,695	\$66,000	\$66,000	\$0
4497 - STATE MANDATE PROGRAMS	\$17,968	\$15,000	\$15,000	\$39,869	\$0	\$0	\$0
4563 - CONTRIBUTION FROM DWP	\$4,910,146	\$5,180,772	\$5,180,772	\$5,180,772	\$5,636,654	\$5,636,654	\$0
4599 - OTHER AGENCIES	\$204,476	\$206,000	\$206,000	\$185,510	\$185,500	\$185,500	\$0
AID FROM OTHER GOVT AGENCIES	\$7,640,026	\$7,907,529	\$8,378,348	\$8,113,455	\$8,605,154	\$8,605,154	\$0
4604 - PROPERTY TAX ADMIN FEES	\$124,378	\$125,000	\$125,000	\$146,008	\$146,000	\$146,000	\$0
4702 - RECORDING FEES	\$11,706	\$12,000	\$7,000	\$6,171	\$6,100	\$6,100	\$0
4819 - SERVICES & FEES	\$6,043	\$0	\$0	\$1,093	\$0	\$0	\$0

COUNTY OF INYO

BUD002A - BUDGET REQUESTS

RUNDATE: 06/30/2023 TODAY'S DATE: 08/31/2023

FOR FISCAL YEARS: 07/01/2021 - 06/30/24

	YTD ACTUALS 06/30/2022	BOARD APPROVED 06/30/2023	WORKING BUDGET 06/30/2023	YTD ACTUALS 06/30/2023	DEPT REQUESTED 06/30/2024	CAO RECOMM 06/30/2024	BOARD APPROVED 06/30/2024
4825 - OTHER CURRENT CHARGES	\$4,211	\$4,300	\$1,000	\$894	\$52,351	\$52,351	\$0
CHARGES FOR CURRENT SERVICES	\$146,339	\$141,300	\$133,000	\$154,167	\$204,451	\$204,451	\$0
4998 - OPERATING TRANSFERS IN	\$2,625,503	\$2,039,849	\$2,039,849	\$2,140,881	\$102,276	\$2,372,090	\$0
OTHER FINANCING SOURCES	\$2,625,503	\$2,039,849	\$2,039,849	\$2,140,881	\$102,276	\$2,372,090	\$0
4961 - REIMBURSED EXPENSES	\$26,333	\$0	\$20,308	\$26,960	\$0	\$0	\$0
OTHER REVENUE	\$24,613	\$0	\$20,308	\$26,960	\$0	\$0	\$0
TOTAL REVENUES:	\$31,783,028	\$31,258,321	\$31,711,148	\$33,619,616	\$31,913,673	\$34,183,487	\$0
EXPENSES:							
5162 - WITNESS EXPENSE	\$71	\$1,000	\$0	\$0	\$500	\$500	\$0
5265 - PROFESSIONAL & SPECIAL SERVICE	\$6,093	\$6,550	\$7,550	\$3,596	\$6,590	\$6,590	\$0
5311 - GENERAL OPERATING EXPENSE	\$121,554	\$125,516	\$125,516	\$117,959	\$122,000	\$122,000	\$0
SERVICES & SUPPLIES	\$127,719	\$133,066	\$133,066	\$121,555	\$129,090	\$129,090	\$0
5529 - TRIAL COURT MOE	\$674,231	\$678,438	\$678,438	\$642,302	\$685,440	\$685,440	\$0
5539 - OTHER AGENCY CONTRIBUTIONS	\$380,705	\$309,305	\$309,305	\$103,305	\$309,304	\$309,304	\$0
5540 - OPEB CONTRIBUTION	\$300,000	\$600,000	\$600,000	\$600,000	\$300,000	\$300,000	\$0
OTHER CHARGES	\$1,354,936	\$1,587,743	\$1,587,743	\$1,345,607	\$1,294,744	\$1,294,744	\$0
5801 - OPERATING TRANSFERS OUT	\$3,855,492	\$1,824,717	\$3,395,910	\$2,605,998	\$214,059	\$1,316,618	\$0
OTHER FINANCING USES	\$3,855,492	\$1,824,717	\$3,395,910	\$2,605,998	\$214,059	\$1,316,618	\$0
TOTAL EXPENSES:	\$5,338,147	\$3,545,526	\$5,116,719	\$4,073,161	\$1,637,893	\$2,740,452	\$0
BUDGET UNIT: 011900 GENERAL REVENUE & EXPENDITURES	\$26,444,880	\$27,712,795	\$26,594,429	\$29,546,454	\$30,275,780	\$31,443,035	\$0

IFAS UPGRADE 011806

DEPARTMENTAL FUNCTIONS

Originally this budget was created to track software implantation costs for the County's financial software ONESolution. To improve functionality and efficiency at the County, additional modules can be added to the base software. This budget is used to manage the cost of all projects associated with the financial system.

MAJOR ACCOMPLISHMENTS IN FISCAL YEAR 2022-2023

- Complete a full upgrade to the County's financial system.

GOALS FOR FISCAL YEAR 2023-2024

- Implement employee on-line module to all end users and provide training.

DEPARTMENTAL BUDGET REQUEST FOR FISCAL YEAR 2023-2024

The Department's Fiscal Year 2023-2024 Requested Budget represents an overall decrease of \$25,000 in expenditures, and an increase of \$0 in revenues, when compared to the Fiscal Year 2022-2023 Board Approved Budget. As a result, the Requested Net County Cost is decreased by \$25,000.

Personnel Costs did not change compared to the Fiscal Year 2022-2023 Board Approved Budget.

Revenues

(There are no changes in this object category from the previous fiscal year.)

Personnel

The Department's Requested Budget represents no change in the number of fulltime equivalent (FTE) positions that are supported by this budget.

Administration of this budget is provided by staff funded in the Auditor-Controller General budget.

Services & Supplies

5265 (PROFESSIONAL & SPECIAL SERVICE) increased by \$65,000: Implantation cost for Employee on-line.

Support & Care of Persons

(There are no changes in this object category from the previous fiscal year.)

Fixed Assets

5700 (CONSTRUCTION IN PROGRESS) decreased by \$90,000: No equipment needed.

FISCAL YEAR 2023-2024 REDUCTION IMPACTS TO BASE BUDGET

Not Applicable

FISCAL YEAR 2023-2024 STATE/FEDERAL FUNDING SUMMARY

Not Applicable

FISCAL YEAR 2023-2024 REGULATORY COMPLIANCE SUMMARY

Not Applicable

MAJOR POLICY CONSIDERATIONS BEING REQUESTED

Not Applicable

COUNTY OF INYO

BUD002A - BUDGET REQUESTS

RUNDATE: 06/30/2023 TODAY'S DATE: 08/31/2023

FOR FISCAL YEARS: 07/01/2021 - 06/30/24

	YTD ACTUALS 06/30/2022	BOARD APPROVED 06/30/2023	WORKING BUDGET 06/30/2023	YTD ACTUALS 06/30/2023	DEPT REQUESTED 06/30/2024	CAO RECOMM 06/30/2024	BOARD APPROVED 06/30/2024
BUDGET UNIT: 011806 IFAS UPGRADE							
FUND: 6999 COMPUTER SYSTEM FUND							
EXPENSES:							
5265 - PROFESSIONAL & SPECIAL SERVICE	\$0	\$10,000	\$10,000	\$9,639	\$75,000	\$75,000	\$0
SERVICES & SUPPLIES	\$0	\$10,000	\$10,000	\$9,639	\$75,000	\$75,000	\$0
5700 - CONSTRUCTION IN PROGRESS	\$16,170	\$90,000	\$142,859	\$46,433	\$0	\$0	\$0
FIXED ASSETS	\$16,170	\$90,000	\$142,859	\$46,433	\$0	\$0	\$0
TOTAL EXPENSES:	<u>\$16,170</u>	<u>\$100,000</u>	<u>\$152,859</u>	<u>\$56,072</u>	<u>\$75,000</u>	<u>\$75,000</u>	<u>\$0</u>
BUDGET UNIT: 011806 IFAS UPGRADE	(\$16,170)	(\$100,000)	(\$152,859)	(\$56,072)	(\$75,000)	(\$75,000)	\$0

INSURANCE, RETIREMENT, OASDI

011600

DEPARTMENTAL FUNCTIONS

Administered by the Personnel Department and the County Auditor, this budget is used by the County to reflect all fire, casualty, unemployment insurance, and administrative costs from CalPERS for retiree health insurance.

MAJOR ACCOMPLISHMENTS IN FISCAL YEAR 2022-2023

- Not Applicable

GOALS FOR FISCAL YEAR 2023-2024

- Not Applicable

DEPARTMENTAL BUDGET REQUEST FOR FISCAL YEAR 2023-2024

The Department's Fiscal Year 2023-2024 Requested Budget represents an overall increase of \$806,589 in expenditures, and an increase of \$333,507 in revenues, when compared to the Fiscal Year 2022-2023 Board Approved Budget. As a result, the Requested Net County Cost is increased by \$473,082.

Personnel Costs increased by \$707,560 compared to the Fiscal Year 2022-2023 Board Approved Budget, due to a 19% increase in health insurance.

Revenues

4822 (INTRA COUNTY INSURANCE ADMIN) increased by \$333,507: Due to the 19% increase in health insurance.

Personnel

The Department's Requested Budget represents no change in the number of fulltime equivalent (FTE) positions that are supported by this budget.

Administration for this budget are provided by the Personnel and Auditor-Controllers Departments.

Services & Supplies

5154 (UNEMPLOYMENT INSURANCE) increased by \$20,000: based on prior year actuals; **5156** (INSURANCE CLAIMS) increased by \$20,000: based on new deductible rates; **5158** (INSURANCE PREMIUM) increased by \$46,029: Actual premium amount for insurance, plus the addition of coverage for watercraft owned by the County; **5311** (GENERAL OPERATING EXPENSE) increased by \$13,000: based on prior year actuals.

Support & Care of Persons

(There are no changes in this object category from the previous fiscal year.)

Fixed Assets

(There are no changes in this object category from the previous fiscal year.)

FISCAL YEAR 2023-2024 REDUCTION IMPACTS TO BASE BUDGET

Not Applicable

FISCAL YEAR 2023-2024 STATE/FEDERAL FUNDING SUMMARY

Not Applicable

FISCAL YEAR 2023-2024 REGULATORY COMPLIANCE SUMMARY

Not Applicable

MAJOR POLICY CONSIDERATIONS BEING REQUESTED

Not Applicable

COUNTY OF INYO

BUD002A - BUDGET REQUESTS

RUNDATE: 06/30/2023 TODAY'S DATE: 08/31/2023

FOR FISCAL YEARS: 07/01/2021 - 06/30/24

	YTD ACTUALS 06/30/2022	BOARD APPROVED 06/30/2023	WORKING BUDGET 06/30/2023	YTD ACTUALS 06/30/2023	DEPT REQUESTED 06/30/2024	CAO RECOMM 06/30/2024	BOARD APPROVED 06/30/2024
BUDGET UNIT: 011600 INSURANCE, RETIREMENT, OASDI							
FUND: 0001 GENERAL FUND							
REVENUES:							
4822 - INTRA COUNTY INSURANCE ADMIN	\$1,322,191	\$1,493,573	\$1,493,573	\$1,412,178	\$1,827,080	\$1,827,080	\$0
CHARGES FOR CURRENT SERVICES	\$1,322,191	\$1,493,573	\$1,493,573	\$1,412,178	\$1,827,080	\$1,827,080	\$0
TOTAL REVENUES:	<u>\$1,322,191</u>	<u>\$1,493,573</u>	<u>\$1,493,573</u>	<u>\$1,412,178</u>	<u>\$1,827,080</u>	<u>\$1,827,080</u>	<u>\$0</u>
EXPENSES:							
5025 - RETIREE HEALTH BENEFITS	\$2,967,531	\$3,396,755	\$3,361,255	\$3,241,877	\$4,104,315	\$4,104,315	\$0
SALARIES & BENEFITS	\$2,967,531	\$3,396,755	\$3,361,255	\$3,241,877	\$4,104,315	\$4,104,315	\$0
5154 - UNEMPLOYMENT INSURANCE	\$38,747	\$25,000	\$52,000	\$36,731	\$45,000	\$45,000	\$0
5156 - INSURANCE CLAIMS	\$0	\$5,000	\$5,000	\$0	\$25,000	\$25,000	\$0
5158 - INSURANCE PREMIUM	\$159,857	\$190,000	\$190,000	\$190,000	\$236,029	\$236,029	\$0
5311 - GENERAL OPERATING EXPENSE	\$20,972	\$22,000	\$30,500	\$30,349	\$35,000	\$35,000	\$0
SERVICES & SUPPLIES	\$219,576	\$242,000	\$277,500	\$257,081	\$341,029	\$341,029	\$0
TOTAL EXPENSES:	<u>\$3,187,108</u>	<u>\$3,638,755</u>	<u>\$3,638,755</u>	<u>\$3,498,958</u>	<u>\$4,445,344</u>	<u>\$4,445,344</u>	<u>\$0</u>
BUDGET UNIT: 011600 INSURANCE, RETIREMENT, OASDI	(\$1,864,917)	(\$2,145,182)	(\$2,145,182)	(\$2,086,779)	(\$2,618,264)	(\$2,618,264)	\$0

COUNTY OF INYO

BUD002A - BUDGET REQUESTS

RUNDATE: 06/30/2023 TODAY'S DATE: 08/31/2023

FOR FISCAL YEARS: 07/01/2021 - 06/30/24

	YTD ACTUALS 06/30/2022	BOARD APPROVED 06/30/2023	WORKING BUDGET 06/30/2023	YTD ACTUALS 06/30/2023	DEPT REQUESTED 06/30/2024	CAO RECOMM 06/30/2024	BOARD APPROVED 06/30/2024
BUDGET UNIT: 500458 PILT TRUST							
FUND: 5446 PILT TRUST							
REVENUES:							
4541 - FEDERAL IN LIEU TAXES	\$2,038,598	\$0	\$0	\$2,269,814	\$0	\$0	\$0
AID FROM OTHER GOVT AGENCIES	\$2,038,598	\$0	\$0	\$2,269,814	\$0	\$0	\$0
TOTAL REVENUES:	<u>\$2,038,598</u>	<u>\$0</u>	<u>\$0</u>	<u>\$2,269,814</u>	<u>\$0</u>	<u>\$0</u>	<u>\$0</u>
EXPENSES:							
5801 - OPERATING TRANSFERS OUT	\$1,992,678	\$2,038,598	\$2,038,598	\$2,038,598	\$0	\$2,269,814	\$0
OTHER FINANCING USES	\$1,992,678	\$2,038,598	\$2,038,598	\$2,038,598	\$0	\$2,269,814	\$0
TOTAL EXPENSES:	<u>\$1,992,678</u>	<u>\$2,038,598</u>	<u>\$2,038,598</u>	<u>\$2,038,598</u>	<u>\$0</u>	<u>\$2,269,814</u>	<u>\$0</u>
BUDGET UNIT: 500458 PILT TRUST	\$45,920	(\$2,038,598)	(\$2,038,598)	\$231,216	\$0	(\$2,269,814)	\$0

CAO - GENERAL

010200

DEPARTMENTAL FUNCTIONS

The primary role of the Office of the County Administrator is to work with the Board of Supervisors and department heads to provide the highest level of service to the people of Inyo County. The Office is responsible for ensuring the policies of, and directions from, the Board of Supervisors are implemented and make policy recommendations to the Board when appropriate. The Office of the County Administrator, in conjunction with the Office of the Auditor-Controller, prepares and presents the annual County Budget, and manages and oversees the budget during the Fiscal Year. In addition, the Office encompasses the following divisions: Clerk of the Board, County Library, Economic Development, Emergency Services, Eastern California Museum, Information Services, Motor Pool, Personnel, Public Defender, Purchasing, and Risk Management. The Office also provides fiscal and administrative support to the Coroner's Office. Other functions of the County Administrator's Office are to:

- o Plan, monitor, and oversee County operations, ensuring that Board policies are carried out in the most cost-effective manner.
- o Formulate short- and long-range plans and budgets.
- o Review, monitor, and recommend County structure, programs, services, and budgets.
- o Recommend, interpret, and carry out and enforce Board policies.
- o Supervise the administration of all department heads and units of government over which the Board of Supervisors has responsibility.
- o Prepare and coordinate Board agendas.
- o Review legislation for potential impacts to the County and prepare appropriate recommendations.
- o Represent the Board in the County's intergovernmental relations.

MAJOR ACCOMPLISHMENTS IN FISCAL YEAR 2022-2023

- Prepared, presented for approval, and administered the Fiscal Year 2022-2023 County Budget, including the Mid-Year and Third Quarter Financial Reviews.
- Launched and oversaw a Unified Command in response to significant early 2023 storms and resulting runoff throughout spring and summer.
- Worked with Health & Human Services (HHS) and the City of Bishop to recruit and contract with an Emergency Medical Services (EMS) provider to replace Symons Ambulance, avoiding service gaps in the process.
- Created a professional development program to encourage employees to embrace and build positive leadership qualities.
- Organized and participated in a day-long governance workshop with the Board of Supervisors and key staff.

GOALS FOR FISCAL YEAR 2023-2024

- Prepare and present for approval the Fiscal Year 2023-2024 Budget.
- Work with regional partners to develop an equitable plan for contributing to regional air service subsidies.
- Continue coordinated efforts to find long-term solution to the EMS shortage in Inyo County.
- Pursue the creation of a regional Assessment Appeals Board (Board of Equalization) with Mono County.

- Expand the use of the QuickBase app to track projects countywide.

DEPARTMENTAL BUDGET REQUEST FOR FISCAL YEAR 2023-2024

The Department's Fiscal Year 2023-2024 Requested Budget represents an overall increase of \$73,111 in expenditures, and an increase of \$0 in revenues, when compared to the Fiscal Year 2022-2023 Board Approved Budget. As a result, the Requested Net County Cost is increased by \$73,111.

Personnel Costs increased by \$17,612 compared to the Fiscal Year 2022-2023 Board Approved Budget, due to negotiated COLAs, an increase in health benefit costs and the payment of a portion of the Broadband Coordinator position.

Revenues

(There are no changes in this object category from the previous fiscal year.)

Personnel

The Department's Requested Budget represents an increase in the number of fulltime equivalent (FTE) positions that are supported by this budget.

20% of the Broadband Coordinator's position was moved into this budget to cover the overages of salary that the current Inyo Mono Broadband Consortium and Local Agency Technical Assistance grants do not support.

Services & Supplies

5122 (CELL PHONES) increased by \$1,560: due to the addition of a tablet and dual line capability for redundancy for the CAO; **5232** (OFFICE & OTHER EQUIP < \$5,000) increased by \$5,000: due to the addition of staff - need to purchase items to support them; **5263** (ADVERTISING) increased by \$700: based on actuals for the previous fiscal year; **5265** (PROFESSIONAL & SPECIAL SERVICE) increased by \$13,500: based on actual contract costs in the previous fiscal year; **5331** (TRAVEL EXPENSE) increased by \$1,000: based on actual need this fiscal year.

Support & Care of Persons

(There are no changes in this object category from the previous fiscal year.)

Fixed Assets

(There are no changes in this object category from the previous fiscal year.)

FISCAL YEAR 2023-2024 REDUCTION IMPACTS TO BASE BUDGET

Not Applicable

FISCAL YEAR 2023-2024 STATE/FEDERAL FUNDING SUMMARY

Not Applicable

FISCAL YEAR 2023-2024 REGULATORY COMPLIANCE SUMMARY

Not Applicable

MAJOR POLICY CONSIDERATIONS BEING REQUESTED

Not Applicable

COUNTY OF INYO

BUD002A - BUDGET REQUESTS

RUNDATE: 06/30/2023 TODAY'S DATE: 08/31/2023

FOR FISCAL YEARS: 07/01/2021 - 06/30/24

	YTD ACTUALS 06/30/2022	BOARD APPROVED 06/30/2023	WORKING BUDGET 06/30/2023	YTD ACTUALS 06/30/2023	DEPT REQUESTED 06/30/2024	CAO RECOMM 06/30/2024	BOARD APPROVED 06/30/2024
BUDGET UNIT: 010200 CAO - GENERAL							
FUND: 0001 GENERAL FUND							
REVENUES:							
4819 - SERVICES & FEES	\$0	\$0	\$0	\$1,000	\$0	\$0	\$0
CHARGES FOR CURRENT SERVICES	\$0	\$0	\$0	\$1,000	\$0	\$0	\$0
4998 - OPERATING TRANSFERS IN	\$0	\$0	\$0	\$0	\$0	\$16,000	\$0
OTHER FINANCING SOURCES	\$0	\$0	\$0	\$0	\$0	\$16,000	\$0
TOTAL REVENUES:	<u>\$0</u>	<u>\$0</u>	<u>\$0</u>	<u>\$1,000</u>	<u>\$0</u>	<u>\$16,000</u>	<u>\$0</u>
EXPENSES:							
5001 - SALARIED EMPLOYEES	\$528,783	\$558,091	\$535,000	\$531,692	\$597,591	\$597,591	\$0
5003 - OVERTIME	\$592	\$1,500	\$1,500	\$651	\$1,500	\$1,500	\$0
5021 - RETIREMENT & SOCIAL SECURITY	\$42,429	\$39,965	\$41,000	\$41,369	\$42,970	\$42,970	\$0
5022 - PERS RETIREMENT	\$86,775	\$93,712	\$93,000	\$89,108	\$100,152	\$100,152	\$0
5024 - RETIREMENT-UNFUNDED LIAB	\$59,292	\$66,874	\$66,874	\$66,874	\$70,549	\$70,549	\$0
5031 - MEDICAL INSURANCE	\$35,073	\$41,047	\$33,000	\$19,269	\$23,898	\$23,898	\$0
5032 - DISABILITY INSURANCE	\$5,938	\$5,544	\$6,000	\$5,257	\$4,797	\$4,797	\$0
5043 - OTHER BENEFITS	\$39,237	\$40,884	\$25,000	\$21,630	\$23,772	\$23,772	\$0
SALARIES & BENEFITS	\$798,122	\$847,617	\$801,374	\$775,854	\$865,229	\$865,229	\$0
5122 - CELL PHONES	\$946	\$1,020	\$2,800	\$2,981	\$2,580	\$2,580	\$0
5232 - OFFICE & OTHER EQUIP < \$5,000	\$1,160	\$5,000	\$10,000	\$4,241	\$10,000	\$10,000	\$0
5263 - ADVERTISING	\$2,356	\$300	\$1,250	\$391	\$1,000	\$1,000	\$0
5265 - PROFESSIONAL & SPECIAL SERVICE	\$15,248	\$70,800	\$130,428	\$11,114	\$84,300	\$84,300	\$0
5291 - OFFICE, SPACE & SITE RENTAL	\$400	\$500	\$500	\$0	\$500	\$500	\$0
5311 - GENERAL OPERATING EXPENSE	\$12,075	\$14,000	\$14,000	\$9,985	\$14,000	\$14,000	\$0
5331 - TRAVEL EXPENSE	\$2,515	\$12,000	\$12,000	\$5,432	\$13,000	\$13,000	\$0
5351 - UTILITIES	\$0	\$750	\$750	\$0	\$750	\$750	\$0
SERVICES & SUPPLIES	\$34,702	\$104,370	\$171,728	\$34,145	\$126,130	\$126,130	\$0
5123 - TECH REFRESH EXPENSE	\$2,228	\$6,602	\$6,602	\$6,602	\$5,673	\$5,673	\$0
5127 - MOBILE DEVICE MANAGEMENT-INTER	\$15	\$7	\$7	\$3	\$0	\$0	\$0
5128 - INTERNAL SHREDDING CHARGES	\$493	\$540	\$582	\$582	\$540	\$540	\$0
5129 - INTERNAL COPY CHARGES (NON-IS)	\$918	\$1,000	\$1,400	\$2,344	\$1,200	\$1,200	\$0

COUNTY OF INYO

BUD002A - BUDGET REQUESTS

RUNDATE: 06/30/2023 TODAY'S DATE: 08/31/2023

FOR FISCAL YEARS: 07/01/2021 - 06/30/24

	YTD ACTUALS 06/30/2022	BOARD APPROVED 06/30/2023	WORKING BUDGET 06/30/2023	YTD ACTUALS 06/30/2023	DEPT REQUESTED 06/30/2024	CAO RECOMM 06/30/2024	BOARD APPROVED 06/30/2024
5152 - WORKERS COMPENSATION	\$6,974	\$10,134	\$10,134	\$10,134	\$29,554	\$29,554	\$0
5155 - PUBLIC LIABILITY INSURANCE	\$10,853	\$16,142	\$16,142	\$16,142	\$25,197	\$25,197	\$0
5333 - MOTOR POOL	\$17,616	\$22,800	\$25,000	\$24,538	\$28,800	\$28,800	\$0
INTERNAL CHARGES	\$39,098	\$57,225	\$59,867	\$60,346	\$90,964	\$90,964	\$0
TOTAL EXPENSES:	<u>\$871,922</u>	<u>\$1,009,212</u>	<u>\$1,032,969</u>	<u>\$870,346</u>	<u>\$1,082,323</u>	<u>\$1,082,323</u>	<u>\$0</u>
BUDGET UNIT: 010200 CAO - GENERAL	(\$871,922)	(\$1,009,212)	(\$1,032,969)	(\$869,346)	(\$1,082,323)	(\$1,066,323)	\$0

ABATEMENT 010403

DEPARTMENTAL FUNCTIONS

This budget was reinstated during the Third Quarter Financial Review in Fiscal Year 2020-2021. This budget will facilitate any expenditures that occur due to abatement issues within Inyo County.

MAJOR ACCOMPLISHMENTS IN FISCAL YEAR 2022-2023

- Not Applicable

GOALS FOR FISCAL YEAR 2023-2024

- Not Applicable

DEPARTMENTAL BUDGET REQUEST FOR FISCAL YEAR 2023-2024

The Department's Fiscal Year 2023-2024 Requested Budget represents an overall increase of \$0 in expenditures, and a decrease of \$30,000 in revenues, when compared to the Fiscal Year 2022-2023 Board Approved Budget. As a result, the Requested Net County Cost is increased by \$30,000.

Personnel Costs did not change compared to the Fiscal Year 2022-2023 Board Approved Budget.

Revenues

4998 (OPERATING TRANSFERS IN) decreased by \$30,000: Operating Transfers are determined by the Budget Team.

Personnel

The Department's Requested Budget represents no change in the number of fulltime equivalent (FTE) positions that are supported by this budget.

The administrative costs associated with Abatement are facilitated by the Code Enforcement personnel which are absorbed within the CAO - General budget.

Services & Supplies

(There are no changes in this object category from the previous fiscal year.)

Support & Care of Persons

(There are no changes in this object category from the previous fiscal year.)

Fixed Assets

(There are no changes in this object category from the previous fiscal year.)

FISCAL YEAR 2023-2024 REDUCTION IMPACTS TO BASE BUDGET

Not Applicable

FISCAL YEAR 2023-2024 STATE/FEDERAL FUNDING SUMMARY

Not Applicable

FISCAL YEAR 2023-2024 REGULATORY COMPLIANCE SUMMARY

Not Applicable

MAJOR POLICY CONSIDERATIONS BEING REQUESTED

Not Applicable

COUNTY OF INYO

BUD002A - BUDGET REQUESTS

RUNDATE: 06/30/2023 TODAY'S DATE: 08/31/2023

FOR FISCAL YEARS: 07/01/2021 - 06/30/24

	YTD ACTUALS 06/30/2022	BOARD APPROVED 06/30/2023	WORKING BUDGET 06/30/2023	YTD ACTUALS 06/30/2023	DEPT REQUESTED 06/30/2024	CAO RECOMM 06/30/2024	BOARD APPROVED 06/30/2024
BUDGET UNIT: 010403 ABATEMENT							
FUND: 0002 ABATEMENT							
REVENUES:							
4998 - OPERATING TRANSFERS IN	\$30,000	\$30,000	\$30,000	\$30,000	\$0	\$0	\$0
OTHER FINANCING SOURCES	\$30,000	\$30,000	\$30,000	\$30,000	\$0	\$0	\$0
TOTAL REVENUES:	<u>\$30,000</u>	<u>\$30,000</u>	<u>\$30,000</u>	<u>\$30,000</u>	<u>\$0</u>	<u>\$0</u>	<u>\$0</u>
EXPENSES:							
5265 - PROFESSIONAL & SPECIAL SERVICE	\$0	\$30,000	\$30,000	\$0	\$30,000	\$30,000	\$0
SERVICES & SUPPLIES	\$0	\$30,000	\$30,000	\$0	\$30,000	\$30,000	\$0
TOTAL EXPENSES:	<u>\$0</u>	<u>\$30,000</u>	<u>\$30,000</u>	<u>\$0</u>	<u>\$30,000</u>	<u>\$30,000</u>	<u>\$0</u>
BUDGET UNIT: 010403 ABATEMENT	\$30,000	\$0	\$0	\$30,000	(\$30,000)	(\$30,000)	\$0

CAO - ACO 010201

DEPARTMENTAL FUNCTIONS

The CAO - Accumulated Capital Outlay budget is managed by the County Administrator to budget expenditures and revenues for certain acquisition and improvement projects. The budget is used to provide funding necessary for a variety of capital projects for existing and new County facilities, including providing matching funds for projects being funded with airport improvement grants in Lone Pine and Bishop.

MAJOR ACCOMPLISHMENTS IN FISCAL YEAR 2022-2023

- Provided funding for the Minimum Revenue Guarantee at the Bishop Airport

GOALS FOR FISCAL YEAR 2023-2024

- Continue to provide funding for airport grants and future projects within Inyo County

DEPARTMENTAL BUDGET REQUEST FOR FISCAL YEAR 2023-2024

The Department's Fiscal Year 2023-2024 Requested Budget represents an overall decrease of \$41,552 in expenditures, and a decrease of \$964,319 in revenues, when compared to the Fiscal Year 2022-2023 Board Approved Budget. As a result, the Requested Net County Cost is increased by \$922,767.

Operating Transfers In are the only funding source for this budget unit and are decided later by the Budget Team and/or the Board of Supervisors.

Personnel Costs did not change compared to the Fiscal Year 2022-2023 Board Approved Budget.

Revenues

4825 (OTHER CURRENT CHARGES) decreased by \$51,351: Funding has been moved into a new Lower Owens River Project Trust; **4998** (OPERATING TRANSFERS IN) decreased by \$912,968: Operating Transfers are decided by the Budget Team.

Personnel

The Department's Requested Budget represents no change in the number of fulltime equivalent (FTE) positions that are supported by this budget.

Administration of this budget is provided by staff funded in the CAO - General budget.

Services & Supplies

(There are no changes in this object category from the previous fiscal year.)

Support & Care of Persons

(There are no changes in this object category from the previous fiscal year.)

Fixed Assets

(There are no changes in this object category from the previous fiscal year.)

FISCAL YEAR 2023-2024 REDUCTION IMPACTS TO BASE BUDGET

Not Applicable

FISCAL YEAR 2023-2024 STATE/FEDERAL FUNDING SUMMARY

Not Applicable

FISCAL YEAR 2023-2024 REGULATORY COMPLIANCE SUMMARY

Not Applicable

MAJOR POLICY CONSIDERATIONS BEING REQUESTED

Not Applicable

COUNTY OF INYO

BUD002A - BUDGET REQUESTS

RUNDATE: 06/30/2023 TODAY'S DATE: 08/31/2023

FOR FISCAL YEARS: 07/01/2021 - 06/30/24

	YTD ACTUALS 06/30/2022	BOARD APPROVED 06/30/2023	WORKING BUDGET 06/30/2023	YTD ACTUALS 06/30/2023	DEPT REQUESTED 06/30/2024	CAO RECOMM 06/30/2024	BOARD APPROVED 06/30/2024
BUDGET UNIT: 010201 CAO - ACO							
FUND: 0003 ACCUMULATIVE CAPITAL OUTLAY							
REVENUES:							
4599 - OTHER AGENCIES	\$169,666	\$0	\$0	\$0	\$0	\$0	\$0
AID FROM OTHER GOVT AGENCIES	\$169,666	\$0	\$0	\$0	\$0	\$0	\$0
4825 - OTHER CURRENT CHARGES	\$51,351	\$51,351	\$51,351	\$0	\$0	\$0	\$0
CHARGES FOR CURRENT SERVICES	\$51,351	\$51,351	\$51,351	\$0	\$0	\$0	\$0
4998 - OPERATING TRANSFERS IN	\$1,494,917	\$912,968	\$1,345,560	\$912,968	\$0	\$0	\$0
OTHER FINANCING SOURCES	\$1,494,917	\$912,968	\$1,345,560	\$912,968	\$0	\$0	\$0
TOTAL REVENUES:	\$1,715,934	\$964,319	\$1,396,911	\$912,968	\$0	\$0	\$0
EXPENSES:							
5265 - PROFESSIONAL & SPECIAL SERVICE	\$80,094	\$0	\$68,825	\$0	\$0	\$0	\$0
SERVICES & SUPPLIES	\$80,094	\$0	\$68,825	\$0	\$0	\$0	\$0
5124 - EXTERNAL CHARGES	\$11,652	\$0	\$18,000	\$8,031	\$0	\$0	\$0
INTERNAL CHARGES	\$11,652	\$0	\$18,000	\$8,031	\$0	\$0	\$0
5640 - STRUCTURES & IMPROVEMENTS	\$261,255	\$0	\$3,839	\$0	\$0	\$0	\$0
FIXED ASSETS	\$261,255	\$0	\$3,839	\$0	\$0	\$0	\$0
5801 - OPERATING TRANSFERS OUT	\$1,152,648	\$41,552	\$341,552	\$266,462	\$0	\$518,000	\$0
OTHER FINANCING USES	\$1,152,648	\$41,552	\$341,552	\$266,462	\$0	\$518,000	\$0
TOTAL EXPENSES:	\$1,505,650	\$41,552	\$432,216	\$274,493	\$0	\$518,000	\$0
BUDGET UNIT: 010201 CAO - ACO	\$210,283	\$922,767	\$964,695	\$638,474	\$0	(\$518,000)	\$0

ADVERTISING COUNTY RESOURCES

011400

DEPARTMENTAL FUNCTIONS

In recognition of the contribution that tourism makes to the local economy, and the valuable role that the county's natural, cultural and social resources play in the quality of a visitor's experience (as well as the quality of residents' lives) this budget funds programs that support the local tourism industry, including:

--The Community Project Sponsorship Program. This program allows the county to co-sponsor, with a financial contribution, specific events or projects undertaken by non-profit organizations in Inyo County communities.

--The Inyo County Film Commissioner. The Film Commissioner actively markets the county as a destination for commercial filming and still photography and serves as a liaison for location scouts and production crews.

--Tourism Marketing. The county places advertising in various publications and also runs Online/Internet ad campaigns targeting specific regions and types of visitors. The county also maintains an active social media presence on Facebook and Instagram. All of the advertising and promotional efforts actively market Inyo County as a tourist destination to potential visitors from California, the West, the nation and the world.

--Public Relations. The county's public relations program facilitates increased coverage in all forms of media (print, broadcast, online and social media) of the county's unique, interesting and alluring attractions.

--Regional Collaboration. This budget provides funding for collaborative regional projects, and ensures that money is available when opportunities arise to increase cooperation and leverage marketing efforts with regional agencies.

--The Inter-Agency Visitors Center in Lone Pine. The visitors center provides information about Inyo County and surrounding public lands in the Eastern Sierra and Death Valley to about 90,000 visitors a year.

--The County's support of the California High School Rodeo Finals. The CHSRA State Finals in Bishop brings more than 300 of the state's top rodeo athletes and their families to the Tri-County Fairgrounds for five days of competition. This event provides a direct, positive economic impact for Bishop and the rest of the county.

MAJOR ACCOMPLISHMENTS IN FISCAL YEAR 2022-2023

- Entered into a successful marketing agreement with the Bishop Chamber of Commerce and Visitors Bureau that included targeted digital and print advertising campaigns, as well as representation at travel trade shows.
- Continued the effort to build a stand-alone Film Commission website.
- The new Film Commissioner made crucial industry and partner agency contacts, and began the effort to create a comprehensive catalogue of filming locations,
- Contributed more than \$140,000 in grant funding to fishing derbies, major annual events like Mule Days, and events and projects proposed by local, small non-profits.

GOALS FOR FISCAL YEAR 2023-2024

- Adopt a new film ordinance and fee schedule that ensures cost recovery and streamlines the permitting process - to the benefit of the county and filmmakers.
- Develop a Film Commission website.
- Continue to support and provide grant funding for events and programs through the Community Project Sponsorship Program.
- Enter into a marketing agreement with the Bishop Chamber of Commerce and Visitors Bureau.

DEPARTMENTAL BUDGET REQUEST FOR FISCAL YEAR 2023-2024

The Department's Fiscal Year 2023-2024 Requested Budget represents an overall decrease of \$17,900 in expenditures, and an increase of \$0 in revenues, when compared to the Fiscal Year 2022-2023 Board Approved Budget. As a result, the Requested Net County Cost is decreased by \$17,900.

Personnel Costs did not change compared to the Fiscal Year 2022-2023 Board Approved Budget.

Revenues

(There are no changes in this object category from the previous fiscal year.)

Personnel

The Department's Requested Budget represents no change in the number of fulltime equivalent (FTE) positions that are supported by this budget.

This budget is overseen by personnel from the County Administrator's Office.

Services & Supplies

5263 (ADVERTISING) decreased by \$13,900: based on actual expenses for the past several years; **5265** (PROFESSIONAL & SPECIAL SERVICE) decreased by \$1,500: services previously included in this object code are to be covered under a marketing contract in another object code; **5311** (GENERAL OPERATING EXPENSE) decreased by \$500: based on actual expenses for the past several years; **5331** (TRAVEL EXPENSE) decreased by \$1,500: based on actual expenses for the past several years.

Support & Care of Persons

(There are no changes in this object category from the previous fiscal year.)

Fixed Assets

(There are no changes in this object category from the previous fiscal year.)

FISCAL YEAR 2023-2024 REDUCTION IMPACTS TO BASE BUDGET

Not Applicable

FISCAL YEAR 2023-2024 STATE/FEDERAL FUNDING SUMMARY

Not Applicable

FISCAL YEAR 2023-2024 REGULATORY COMPLIANCE SUMMARY

Not Applicable

MAJOR POLICY CONSIDERATIONS BEING REQUESTED

Not Applicable

COUNTY OF INYO

BUD002A - BUDGET REQUESTS

RUNDATE: 06/30/2023 TODAY'S DATE: 08/31/2023

FOR FISCAL YEARS: 07/01/2021 - 06/30/24

	YTD ACTUALS 06/30/2022	BOARD APPROVED 06/30/2023	WORKING BUDGET 06/30/2023	YTD ACTUALS 06/30/2023	DEPT REQUESTED 06/30/2024	CAO RECOMM 06/30/2024	BOARD APPROVED 06/30/2024
BUDGET UNIT: 011400 ADVERTISING COUNTY RESOURCES							
FUND: 0001 GENERAL FUND							
REVENUES:							
TOTAL REVENUES:	\$0	\$0	\$0	\$0	\$0	\$0	\$0
EXPENSES:							
5263 - ADVERTISING	\$18,344	\$53,900	\$53,900	\$40,020	\$40,000	\$40,000	\$0
5265 - PROFESSIONAL & SPECIAL SERVICE	\$16,508	\$13,000	\$5,600	\$2,960	\$11,500	\$11,500	\$0
5311 - GENERAL OPERATING EXPENSE	\$0	\$1,000	\$500	\$0	\$500	\$500	\$0
5331 - TRAVEL EXPENSE	\$0	\$1,500	\$500	\$0	\$0	\$0	\$0
SERVICES & SUPPLIES	\$34,853	\$69,400	\$60,500	\$42,980	\$52,000	\$52,000	\$0
5121 - INTERNAL CHARGES	\$0	\$1,900	\$1,900	\$0	\$1,900	\$1,900	\$0
5129 - INTERNAL COPY CHARGES (NON-IS)	\$0	\$0	\$0	\$0	\$100	\$100	\$0
INTERNAL CHARGES	\$0	\$1,900	\$1,900	\$0	\$2,000	\$2,000	\$0
5507 - TECOPA COMMUNITY DAYS	\$0	\$7,500	\$7,500	\$7,500	\$7,500	\$7,500	\$0
5511 - ANNUAL NEW CPSP GRANT AWARD	\$48,500	\$40,000	\$40,000	\$40,000	\$40,000	\$40,000	\$0
5513 - BLAKE JONES TROUT DERBY	\$7,500	\$7,500	\$7,500	\$7,500	\$7,500	\$7,500	\$0
5517 - INDY FATHERS DAY DERBY	\$7,500	\$7,500	\$7,500	\$7,500	\$7,500	\$7,500	\$0
5519 - VISITOR CENTER CONTRIBUTION	\$0	\$15,000	\$45,000	\$0	\$0	\$0	\$0
5528 - TRI COUNTY FAIR/RODEO	\$15,000	\$15,000	\$15,000	\$15,000	\$15,000	\$15,000	\$0
5535 - INYO COUNTY FILM COMMISSION	\$32,147	\$56,000	\$61,653	\$53,022	\$61,500	\$61,500	\$0
5582 - LONE PINE EARLY OPENER DERBY	\$7,500	\$7,500	\$7,500	\$7,500	\$7,500	\$7,500	\$0
5583 - OPENER PRESS REC/RAINBOW DAYS	\$2,500	\$2,500	\$2,500	\$2,500	\$2,500	\$2,500	\$0
5584 - COORDINATED PROMOTION	\$2,500	\$2,500	\$2,500	\$2,500	\$2,500	\$2,500	\$0
5585 - VISTITOR GUIDE	\$17,800	\$0	\$8,900	\$8,900	\$8,900	\$8,900	\$0
5586 - CAL HIGH SCHOOL RODEO FINALS	\$8,550	\$8,550	\$8,550	\$8,550	\$8,550	\$8,550	\$0
5587 - WILD WEST MARATHON	\$6,075	\$6,075	\$6,075	\$6,075	\$6,075	\$6,075	\$0
5588 - LAWS BENEFIT CONCERT	\$5,050	\$2,525	\$2,525	\$2,525	\$2,525	\$2,525	\$0
5589 - DEATH VALLEY VISTORS GUIDE	\$12,650	\$6,325	\$6,325	\$6,325	\$6,325	\$6,325	\$0
5590 - IMAGES OF INYO PHOTO CONTEST	\$6,725	\$6,725	\$6,725	\$6,725	\$6,725	\$6,725	\$0
5592 - MULE DAYS	\$0	\$7,000	\$7,000	\$7,000	\$7,000	\$7,000	\$0
5593 - EASTERN SIERRA BASS FISHING	\$0	\$7,500	\$7,500	\$7,500	\$7,500	\$7,500	\$0
OTHER CHARGES	\$179,997	\$205,700	\$250,253	\$196,622	\$205,100	\$205,100	\$0

COUNTY OF INYO

BUD002A - BUDGET REQUESTS

RUNDATE: 06/30/2023 TODAY'S DATE: 08/31/2023

FOR FISCAL YEARS: 07/01/2021 - 06/30/24

	YTD ACTUALS 06/30/2022	BOARD APPROVED 06/30/2023	WORKING BUDGET 06/30/2023	YTD ACTUALS 06/30/2023	DEPT REQUESTED 06/30/2024	CAO RECOMM 06/30/2024	BOARD APPROVED 06/30/2024
TOTAL EXPENSES:	\$214,850	\$277,000	\$312,653	\$239,602	\$259,100	\$259,100	\$0
BUDGET UNIT: 011400 ADVERTISING COUNTY RESOURCES	(\$214,850)	(\$277,000)	(\$312,653)	(\$239,602)	(\$259,100)	(\$259,100)	\$0

AMERICAN RESCUE PLAN ACT-2021

650200

DEPARTMENTAL FUNCTIONS

American Rescue Plan Act (ARPA), also known as the COVID-19 Stimulus Package, was enacted on March 11, 2021 to provide relief to state, local, and Tribal governments across the country to support their response to and recovery from the public health emergency. Inyo County has received \$3,503,864 that is considered revenue replacement. While these revenue replacement funds have a lot of flexibility as to how they are used, your Board directed staff to set the money aside for specific purposes with an emphasis on using it for grant match funds for countywide broadband service, housing, water systems infrastructure, the Small Business Resource Center, sustainable recreation (parks and campgrounds), airports, and revenue loss (if needed).

MAJOR ACCOMPLISHMENTS IN FISCAL YEAR 2022-2023

- Movement on the Broadband Strategic Plan

GOALS FOR FISCAL YEAR 2023-2024

- Continue to assist in improvements, broadband, tech equipment, and furniture and fixtures where grant funds fall short
- Provide grant matches where successful applications for the Board's priority projects are successful (budget will be amended when grant funds are secured)
- Housing development project initiation

DEPARTMENTAL BUDGET REQUEST FOR FISCAL YEAR 2023-2024

The Department's Fiscal Year 2023-2024 Requested Budget represents an overall decrease of \$150,000 in expenditures, and an increase of \$0 in revenues, when compared to the Fiscal Year 2022-2023 Board Approved Budget. As a result, the Requested Net County Cost is decreased by \$150,000.

Personnel Costs did not change compared to the Fiscal Year 2022-2023 Board Approved Budget.

Revenues

(There are no changes in this object category from the previous fiscal year.)

Personnel

The Department's Requested Budget represents no change in the number of fulltime equivalent (FTE) positions that are supported by this budget.

The administrative costs associated with this budget are primarily absorbed by the CAO-General budget.

Services & Supplies

(There are no changes in this object category from the previous fiscal year.)

Support & Care of Persons

(There are no changes in this object category from the previous fiscal year.)

Fixed Assets

(There are no changes in this object category from the previous fiscal year.)

FISCAL YEAR 2023-2024 REDUCTION IMPACTS TO BASE BUDGET

Funds have already been received and claimed as revenue replacement with the State and Federal Government.

FISCAL YEAR 2023-2024 STATE/FEDERAL FUNDING SUMMARY

ARPA funds are Federal and there is no risk or stability issues since the funds have already been received and fully claimed.

FISCAL YEAR 2023-2024 REGULATORY COMPLIANCE SUMMARY

All regulatory and reporting requirements have been met for these funds.

MAJOR POLICY CONSIDERATIONS BEING REQUESTED

Policy regarding these funds was established by the Board of Supervisors in Fiscal Year 2021-2022 with no changes or updates since then. However, the Board could provide different policy direction at any Board meeting.

COUNTY OF INYO

BUD002A - BUDGET REQUESTS

RUNDATE: 06/30/2023 TODAY'S DATE: 08/31/2023

FOR FISCAL YEARS: 07/01/2021 - 06/30/24

	YTD ACTUALS 06/30/2022	BOARD APPROVED 06/30/2023	WORKING BUDGET 06/30/2023	YTD ACTUALS 06/30/2023	DEPT REQUESTED 06/30/2024	CAO RECOMM 06/30/2024	BOARD APPROVED 06/30/2024
BUDGET UNIT: 650200 AMERICAN RESCUE PLAN ACT-2021							
FUND: 6533 AMERICAN RESCUE PLAN ACT-2021							
REVENUES:							
4301 - INTEREST FROM TREASURY	\$5,642	\$0	\$0	\$37,336	\$0	\$0	\$0
REV USE OF MONEY & PROPERTY	\$5,642	\$0	\$0	\$37,336	\$0	\$0	\$0
4552 - FEDERAL OTHER	\$3,503,864	\$0	\$0	\$0	\$0	\$0	\$0
4599 - OTHER AGENCIES	\$0	\$0	\$0	\$3,200	\$0	\$0	\$0
AID FROM OTHER GOVT AGENCIES	\$3,503,864	\$0	\$0	\$3,200	\$0	\$0	\$0
TOTAL REVENUES:	\$3,509,506	\$0	\$0	\$40,536	\$0	\$0	\$0
EXPENSES:							
5232 - OFFICE & OTHER EQUIP < \$5,000	\$0	\$250,000	\$250,000	\$0	\$250,000	\$250,000	\$0
5265 - PROFESSIONAL & SPECIAL SERVICE SERVICES & SUPPLIES	\$0	\$500,000	\$500,000	\$31,400	\$500,000	\$500,000	\$0
5801 - OPERATING TRANSFERS OUT	\$0	\$150,000	\$150,000	\$0	\$0	\$415,000	\$0
OTHER FINANCING USES	\$0	\$150,000	\$150,000	\$0	\$0	\$415,000	\$0
TOTAL EXPENSES:	\$0	\$900,000	\$900,000	\$31,400	\$750,000	\$1,165,000	\$0
BUDGET UNIT: 650200 AMERICAN RESCUE PLAN ACT-2021	\$3,509,506	(\$900,000)	(\$900,000)	\$9,136	(\$750,000)	(\$1,165,000)	\$0

CALIFORNIA MUSEUM GRNT 2022 670700

DEPARTMENTAL FUNCTIONS

This grant is specifically to improve the museum interpretation and collections to museum best practices standards. The core work of the museum remains the same (acct # 077000) ECM collects, preserves and interprets the history of Inyo County. our core work involves the stewardship of now over 30,000 photographs, 450 oral histories, and 15,000 objects, memorabilia, ephemera and natural history specimens within best practices guidelines and ethics for museums. In addition to stewardship of the collection, we welcome over 10,000 visitors to the museum gallery, conduct school and group tours and assist hundreds of researchers annually. We conduct programs, events and relate activities relevant to regional history. We develop and display gallery exhibitions to promote greater understanding of local history and historical themes.

The Eastern California Museum (ECM) received these funds to re-imagine the Museum, creating a more inclusive and interactive space. Project "Re-imagine Eastern California Museum" is a three-year, multi-phase effort to bring the historic preservation and cultural interpretation of California's second largest and most isolated County up to 21st Century Museum standards.

MAJOR ACCOMPLISHMENTS IN FISCAL YEAR 2022-2023

- Work will begin on this grant in this upcoming fiscal year.

GOALS FOR FISCAL YEAR 2023-2024

- Complete year one of the CCHE grant scope as outlined in the approved grant award. This phase is largely planning.

DEPARTMENTAL BUDGET REQUEST FOR FISCAL YEAR 2023-2024

The Department's Fiscal Year 2023-2024 Requested Budget represents an overall increase of \$120,000 in expenditures, and an increase of \$120,000 in revenues, when compared to the Fiscal Year 2022-2023 Board Approved Budget. As a result, the Requested Net County Cost is increased by \$0.

This is year 1 of a 3 year grant. The funding for FY 2023/24 reflects the timeline for the scope of grant approved work within the total grant funding project. The funding for this grant is not previously allocated and represents California Cultural and Historical Endowment priorities outlined the the grant award.

Personnel Costs did not change compared to the Fiscal Year 2022-2023 Board Approved Budget.

Revenues

4498 (STATE GRANTS) increased by \$120,000: State of California, California Department of Natural Resources, Museum Grant Program.

Personnel

The Department's Requested Budget represents no change in the number of fulltime equivalent (FTE) positions that are supported by this budget.

Administration of this budget is provided by staff funded in the Museum - General budget.

Services & Supplies

5265 (PROFESSIONAL & SPECIAL SERVICE) increased by \$110,000: Grant program includes contract services for gallery planning and interpretive planning; **5311** (GENERAL OPERATING EXPENSE) increased by \$10,000: Supplies for grant project.

Support & Care of Persons

(There are no changes in this object category from the previous fiscal year.)

Fixed Assets

(There are no changes in this object category from the previous fiscal year.)

FISCAL YEAR 2023-2024 REDUCTION IMPACTS TO BASE BUDGET

Museum base budget remains similar to fiscal year 2022/23, with only a few classifications increased in support of the grant project.

FISCAL YEAR 2023-2024 STATE/FEDERAL FUNDING SUMMARY

State of California legislative appropriations for the CCHE grant program are approved for the full grant cycle of 3 years.

FISCAL YEAR 2023-2024 REGULATORY COMPLIANCE SUMMARY

Permitting for construction has been reviewed by Inyo County Planning Department to have no anticipated code or permitting outcomes. The project will be conducted fully within the existing museum building owned by Inyo County.

MAJOR POLICY CONSIDERATIONS BEING REQUESTED

This grant has been reviewed and approved by the Inyo County Board of Supervisors. No additional aspects are anticipated to need Board review for the current fiscal year.

COUNTY OF INYO

BUD002A - BUDGET REQUESTS

RUNDATE: 06/30/2023 TODAY'S DATE: 08/31/2023

FOR FISCAL YEARS: 07/01/2021 - 06/30/24

	YTD ACTUALS 06/30/2022	BOARD APPROVED 06/30/2023	WORKING BUDGET 06/30/2023	YTD ACTUALS 06/30/2023	DEPT REQUESTED 06/30/2024	CAO RECOMM 06/30/2024	BOARD APPROVED 06/30/2024
BUDGET UNIT: 670700 CALIFORNIA MUSEUM GRNT 2022							
FUND: 6703 CALIFORNIA MUSEUM GRNT 2022							
REVENUES:							
4498 - STATE GRANTS	\$0	\$0	\$0	\$0	\$120,000	\$120,000	\$0
AID FROM OTHER GOVT AGENCIES	\$0	\$0	\$0	\$0	\$120,000	\$120,000	\$0
TOTAL REVENUES:	<u>\$0</u>	<u>\$0</u>	<u>\$0</u>	<u>\$0</u>	<u>\$120,000</u>	<u>\$120,000</u>	<u>\$0</u>
EXPENSES:							
5265 - PROFESSIONAL & SPECIAL SERVICE	\$0	\$0	\$0	\$0	\$110,000	\$110,000	\$0
5311 - GENERAL OPERATING EXPENSE	\$0	\$0	\$0	\$0	\$10,000	\$10,000	\$0
SERVICES & SUPPLIES	\$0	\$0	\$0	\$0	\$120,000	\$120,000	\$0
TOTAL EXPENSES:	<u>\$0</u>	<u>\$0</u>	<u>\$0</u>	<u>\$0</u>	<u>\$120,000</u>	<u>\$120,000</u>	<u>\$0</u>
BUDGET UNIT: 670700 CALIFORNIA MUSEUM GRNT 2022	\$0	\$0	\$0	\$0	\$0	\$0	\$0

COUNTY OF INYO

BUD002A - BUDGET REQUESTS

RUNDATE: 06/30/2023 TODAY'S DATE: 08/31/2023

FOR FISCAL YEARS: 07/01/2021 - 06/30/24

	YTD ACTUALS 06/30/2022	BOARD APPROVED 06/30/2023	WORKING BUDGET 06/30/2023	YTD ACTUALS 06/30/2023	DEPT REQUESTED 06/30/2024	CAO RECOMM 06/30/2024	BOARD APPROVED 06/30/2024
BUDGET UNIT: 011810 CO- RADIO COMMUNICATION FUND							
FUND: 0042 CO-RADIO COMMUNICATION FUND							
REVENUES:							
4998 - OPERATING TRANSFERS IN	\$0	\$0	\$0	\$0	\$0	\$332,493	\$0
OTHER FINANCING SOURCES	\$0	\$0	\$0	\$0	\$0	\$332,493	\$0
TOTAL REVENUES:	<u>\$0</u>	<u>\$0</u>	<u>\$0</u>	<u>\$0</u>	<u>\$0</u>	<u>\$332,493</u>	<u>\$0</u>
EXPENSES:							
5232 - OFFICE & OTHER EQUIP < \$5,000	\$0	\$0	\$0	\$0	\$0	\$15,000	\$0
5265 - PROFESSIONAL & SPECIAL SERVICE	\$0	\$0	\$0	\$0	\$0	\$100,000	\$0
5291 - OFFICE, SPACE & SITE RENTAL	\$0	\$0	\$0	\$0	\$0	\$99,477	\$0
SERVICES & SUPPLIES	\$0	\$0	\$0	\$0	\$0	\$214,477	\$0
5650 - EQUIPMENT	\$0	\$0	\$0	\$0	\$0	\$50,000	\$0
FIXED ASSETS	\$0	\$0	\$0	\$0	\$0	\$50,000	\$0
TOTAL EXPENSES:	<u>\$0</u>	<u>\$0</u>	<u>\$0</u>	<u>\$0</u>	<u>\$0</u>	<u>\$264,477</u>	<u>\$0</u>
BUDGET UNIT: 011810 CO- RADIO COMMUNICATION FUND	\$0	\$0	\$0	\$0	\$0	\$68,016	\$0

COUNTY OF INYO

BUD002A - BUDGET REQUESTS

RUNDATE: 06/30/2023 TODAY'S DATE: 08/31/2023

FOR FISCAL YEARS: 07/01/2021 - 06/30/24

	YTD ACTUALS 06/30/2022	BOARD APPROVED 06/30/2023	WORKING BUDGET 06/30/2023	YTD ACTUALS 06/30/2023	DEPT REQUESTED 06/30/2024	CAO RECOMM 06/30/2024	BOARD APPROVED 06/30/2024
BUDGET UNIT: 699900 COMPUTER SYSTEMS FUND							
FUND: 6999 COMPUTER SYSTEM FUND							
REVENUES:							
4998 - OPERATING TRANSFERS IN	\$200,000	\$300,000	\$300,000	\$300,000	\$0	\$0	\$0
OTHER FINANCING SOURCES	\$200,000	\$300,000	\$300,000	\$300,000	\$0	\$0	\$0
TOTAL REVENUES:	<u>\$200,000</u>	<u>\$300,000</u>	<u>\$300,000</u>	<u>\$300,000</u>	<u>\$0</u>	<u>\$0</u>	<u>\$0</u>
EXPENSES:							
5801 - OPERATING TRANSFERS OUT	\$0	\$200,000	\$200,000	\$0	\$0	\$148,250	\$0
OTHER FINANCING USES	\$0	\$200,000	\$200,000	\$0	\$0	\$148,250	\$0
TOTAL EXPENSES:	<u>\$0</u>	<u>\$200,000</u>	<u>\$200,000</u>	<u>\$0</u>	<u>\$0</u>	<u>\$148,250</u>	<u>\$0</u>
BUDGET UNIT: 699900 COMPUTER SYSTEMS FUND	\$200,000	\$100,000	\$100,000	\$300,000	\$0	(\$148,250)	\$0

COMPUTER UPGRADE 011808

DEPARTMENTAL FUNCTIONS

This budget code relates to computer replacement only. For the IS narrative, please see the discussion attached to 011801.

MAJOR ACCOMPLISHMENTS IN FISCAL YEAR 2022-2023

- See 011801

GOALS FOR FISCAL YEAR 2023-2024

- See 011801

DEPARTMENTAL BUDGET REQUEST FOR FISCAL YEAR 2023-2024

The Department's Fiscal Year 2023-2024 Requested Budget represents an overall increase of \$183,130 in expenditures, and an increase of \$77,397 in revenues, when compared to the Fiscal Year 2022-2023 Board Approved Budget. As a result, the Requested Net County Cost is increased by \$105,733.

Personnel Costs did not change compared to the Fiscal Year 2022-2023 Board Approved Budget.

Revenues

4823 (TECH REFRESH REVENUE) increased by \$77,397: Increase in PC prices.

Personnel

The Department's Requested Budget represents no change in the number of fulltime equivalent (FTE) positions that are supported by this budget.

Administration of this budget is provided by staff in the Information Services budget.

Services & Supplies

5177 (MAINTENANCE OF COMPUTER SYSTEM) increased by \$164,380: New equipment to replace aging hardware & improved network security; **5232** (OFFICE & OTHER EQUIP < \$5,000) increased by \$18,250: PC prices have increased.

Support & Care of Persons

(There are no changes in this object category from the previous fiscal year.)

Fixed Assets

5620 (INFRASTRUCTURE) increased by \$37,100: Server replacement and database subscription (which is cheaper than a license); **5650** (EQUIPMENT) decreased by \$21,600: Wi-Fi project concluded successfully.

FISCAL YEAR 2023-2024 REDUCTION IMPACTS TO BASE BUDGET

No impacts

FISCAL YEAR 2023-2024 STATE/FEDERAL FUNDING SUMMARY

Not applicable

FISCAL YEAR 2023-2024 REGULATORY COMPLIANCE SUMMARY

Not applicable

MAJOR POLICY CONSIDERATIONS BEING REQUESTED

Not applicable

COUNTY OF INYO

BUD002A - BUDGET REQUESTS

RUNDATE: 06/30/2023 TODAY'S DATE: 08/31/2023

FOR FISCAL YEARS: 07/01/2021 - 06/30/24

	YTD ACTUALS 06/30/2022	BOARD APPROVED 06/30/2023	WORKING BUDGET 06/30/2023	YTD ACTUALS 06/30/2023	DEPT REQUESTED 06/30/2024	CAO RECOMM 06/30/2024	BOARD APPROVED 06/30/2024
BUDGET UNIT: 011808 COMPUTER UPGRADE							
FUND: 6998 COMPUTER UPGRADE FUND							
REVENUES:							
4823 - TECH REFRESH REVENUE	\$502,785	\$522,603	\$522,603	\$522,603	\$600,000	\$600,000	\$0
4824 - INTER GOVERNMENT CHARGES	\$698	\$0	\$0	\$0	\$0	\$0	\$0
CHARGES FOR CURRENT SERVICES	\$503,483	\$522,603	\$522,603	\$522,603	\$600,000	\$600,000	\$0
TOTAL REVENUES:	\$503,483	\$522,603	\$522,603	\$522,603	\$600,000	\$600,000	\$0
EXPENSES:							
5177 - MAINTENANCE OF COMPUTER SYSTEM	\$227,631	\$268,020	\$268,020	\$237,726	\$432,400	\$432,400	\$0
5232 - OFFICE & OTHER EQUIP < \$5,000	\$189,715	\$184,750	\$220,726	\$152,760	\$203,000	\$203,000	\$0
5311 - GENERAL OPERATING EXPENSE	\$0	\$0	\$0	\$250	\$0	\$0	\$0
5331 - TRAVEL EXPENSE	\$0	\$0	\$0	\$690	\$0	\$0	\$0
SERVICES & SUPPLIES	\$417,346	\$452,770	\$488,746	\$391,427	\$635,400	\$635,400	\$0
5620 - INFRASTRUCTURE	\$77,645	\$0	\$0	\$0	\$37,100	\$37,100	\$0
5650 - EQUIPMENT	\$222,196	\$24,000	\$51,065	\$13,364	\$2,400	\$2,400	\$0
5700 - CONSTRUCTION IN PROGRESS	\$0	\$0	\$0	\$0	\$130,000	\$130,000	\$0
FIXED ASSETS	\$299,841	\$24,000	\$51,065	\$13,364	\$169,500	\$169,500	\$0
5801 - OPERATING TRANSFERS OUT	\$0	\$15,000	\$15,000	\$0	\$0	\$0	\$0
OTHER FINANCING USES	\$0	\$15,000	\$15,000	\$0	\$0	\$0	\$0
TOTAL EXPENSES:	\$717,187	\$491,770	\$554,811	\$404,792	\$804,900	\$804,900	\$0
BUDGET UNIT: 011808 COMPUTER UPGRADE	(\$213,703)	\$30,833	(\$32,208)	\$117,810	(\$204,900)	(\$204,900)	\$0

CONSOLIDATED OFFICE BUILDING 011809

DEPARTMENTAL FUNCTIONS

This Budget Unit was created in Fiscal Year 2018-2019 to reserve the funding that was necessary to make the initial "Additional Basic Rent" lease payment once the project was constructed. Moving forward this budget will make the monthly lease payments, fund the main front desk employee and finalize the occupancy of the building, insuring initial needs are met.

MAJOR ACCOMPLISHMENTS IN FISCAL YEAR 2022-2023

- Continued to make adjustments to the building to ensure the space is functioning for the public and staff

GOALS FOR FISCAL YEAR 2023-2024

- Continue to make adjustments to the building to ensure the space is functioning for the public and staff

DEPARTMENTAL BUDGET REQUEST FOR FISCAL YEAR 2023-2024

The Department's Fiscal Year 2023-2024 Requested Budget represents an overall increase of \$126,266 in expenditures, and a decrease of \$86,932 in revenues, when compared to the Fiscal Year 2022-2023 Board Approved Budget. As a result, the Requested Net County Cost is increased by \$213,198.

Personnel Costs increased by \$9,388 compared to the Fiscal Year 2022-2023 Board Approved Budget, due to negotiated COLAs and increased benefit costs plus the reclassification of one Office Clerk III to an Office Technician I.

Revenues

4821 (INTRA COUNTY CHARGES) increased by \$7,149: based on actuals; **4824** (INTER GOVERNMENT CHARGES) increased by \$645: based on actuals; **4825** (OTHER CURRENT CHARGES) increased by \$7,226: based on actuals; **4998** (OPERATING TRANSFERS IN) decreased by \$101,952: based on actuals.

Personnel

The Department's Requested Budget represents no change in the number of fulltime equivalent (FTE) positions that are supported by this budget.

One position is budgeted here to maintain the front desk of the Consolidated Building. Currently this position is an Office Clerk III and there is a request to reclassify this position to an Office Technician I. The position not only is in charge of de-escalation of anything that occurs in the front office but is also a backup to the Motor Pool department to help staff reserve vehicles. Additionally, the position is the main person to work with all of the staff in the consolidated building to provide much-needed services or support.

Services & Supplies

5232 (OFFICE & OTHER EQUIP < \$5,000) increased by \$5,000: to purchase items as needed; **5265** (PROFESSIONAL & SPECIAL SERVICE) increased by \$100,000: based on actual need; **5291** (OFFICE, SPACE & SITE RENTAL) increased by \$3: based on actuals; **5311** (GENERAL OPERATING EXPENSE) increased by \$10,000: additional supplies required for operations.

Support & Care of Persons

(There are no changes in this object category from the previous fiscal year.)

Fixed Assets

(There are no changes in this object category from the previous fiscal year.)

FISCAL YEAR 2023-2024 REDUCTION IMPACTS TO BASE BUDGET

Not Applicable

FISCAL YEAR 2023-2024 STATE/FEDERAL FUNDING SUMMARY

Not Applicable

FISCAL YEAR 2023-2024 REGULATORY COMPLIANCE SUMMARY

Not Applicable

MAJOR POLICY CONSIDERATIONS BEING REQUESTED

Not Applicable

COUNTY OF INYO

BUD002A - BUDGET REQUESTS

RUNDATE: 06/30/2023 TODAY'S DATE: 08/31/2023

FOR FISCAL YEARS: 07/01/2021 - 06/30/24

	YTD ACTUALS 06/30/2022	BOARD APPROVED 06/30/2023	WORKING BUDGET 06/30/2023	YTD ACTUALS 06/30/2023	DEPT REQUESTED 06/30/2024	CAO RECOMM 06/30/2024	BOARD APPROVED 06/30/2024
BUDGET UNIT: 011809 CONSOLIDATED OFFICE BUILDING							
FUND: 0038 COB-CONSOLIDATED OFFICE BUILDI							
REVENUES:							
4821 - INTRA COUNTY CHARGES	\$17,987	\$37,864	\$37,864	\$37,969	\$45,013	\$45,013	\$0
4824 - INTER GOVERNMENT CHARGES	\$5,852	\$8,234	\$8,234	\$8,243	\$8,879	\$8,879	\$0
4825 - OTHER CURRENT CHARGES	\$290,641	\$290,644	\$290,644	\$295,193	\$297,870	\$297,870	\$0
CHARGES FOR CURRENT SERVICES	\$314,482	\$336,742	\$336,742	\$341,407	\$351,762	\$351,762	\$0
4998 - OPERATING TRANSFERS IN	\$438,491	\$316,011	\$316,011	\$211,596	\$214,059	\$420,872	\$0
OTHER FINANCING SOURCES	\$438,491	\$316,011	\$316,011	\$211,596	\$214,059	\$420,872	\$0
TOTAL REVENUES:	<u>\$752,973</u>	<u>\$652,753</u>	<u>\$652,753</u>	<u>\$553,003</u>	<u>\$565,821</u>	<u>\$772,634</u>	<u>\$0</u>
EXPENSES:							
5001 - SALARIED EMPLOYEES	\$34,499	\$50,266	\$50,350	\$49,242	\$55,844	\$55,844	\$0
5021 - RETIREMENT & SOCIAL SECURITY	\$2,591	\$3,888	\$3,750	\$3,642	\$4,312	\$4,312	\$0
5022 - PERS RETIREMENT	\$5,761	\$8,441	\$8,775	\$8,341	\$10,193	\$10,193	\$0
5031 - MEDICAL INSURANCE	\$6,699	\$10,468	\$10,468	\$10,410	\$12,152	\$12,152	\$0
5032 - DISABILITY INSURANCE	\$373	\$553	\$450	\$425	\$503	\$503	\$0
SALARIES & BENEFITS	\$49,925	\$73,616	\$73,793	\$72,061	\$83,004	\$83,004	\$0
5232 - OFFICE & OTHER EQUIP < \$5,000	\$136,500	\$15,000	\$30,183	\$3,002	\$20,000	\$20,000	\$0
5265 - PROFESSIONAL & SPECIAL SERVICE	(\$27,250)	\$370,000	\$357,582	\$1,306	\$470,000	\$470,000	\$0
5291 - OFFICE, SPACE & SITE RENTAL	\$472,692	\$479,133	\$479,133	\$519,060	\$479,136	\$479,136	\$0
5311 - GENERAL OPERATING EXPENSE	\$299	\$5,000	\$9,823	\$3,718	\$15,000	\$15,000	\$0
SERVICES & SUPPLIES	\$582,243	\$869,133	\$876,721	\$527,087	\$984,136	\$984,136	\$0
5124 - EXTERNAL CHARGES	\$789	\$0	\$0	\$0	\$0	\$0	\$0
5152 - WORKERS COMPENSATION	\$0	\$696	\$696	\$696	\$1,257	\$1,257	\$0
5155 - PUBLIC LIABILITY INSURANCE	\$0	\$1,113	\$1,113	\$1,113	\$2,427	\$2,427	\$0
INTERNAL CHARGES	\$789	\$1,809	\$1,809	\$1,809	\$3,684	\$3,684	\$0
5640 - STRUCTURES & IMPROVEMENTS	\$61,200	\$0	\$0	\$0	\$0	\$0	\$0
5700 - CONSTRUCTION IN PROGRESS	\$7,823,086	\$0	\$0	\$0	\$0	\$0	\$0
FIXED ASSETS	\$7,884,286	\$0	\$0	\$0	\$0	\$0	\$0

COUNTY OF INYO

BUD002A - BUDGET REQUESTS

RUNDATE: 06/30/2023 TODAY'S DATE: 08/31/2023

FOR FISCAL YEARS: 07/01/2021 - 06/30/24

	YTD ACTUALS 06/30/2022	BOARD APPROVED 06/30/2023	WORKING BUDGET 06/30/2023	YTD ACTUALS 06/30/2023	DEPT REQUESTED 06/30/2024	CAO RECOMM 06/30/2024	BOARD APPROVED 06/30/2024
TOTAL EXPENSES:	\$8,517,244	\$944,558	\$952,323	\$600,958	\$1,070,824	\$1,070,824	\$0
BUDGET UNIT: 011809 CONSOLIDATED OFFICE BUILDING	(\$7,764,271)	(\$291,805)	(\$299,570)	(\$47,955)	(\$505,003)	(\$298,190)	\$0

COUNTY OF INYO

BUD002A - BUDGET REQUESTS

RUNDATE: 06/30/2023 TODAY'S DATE: 08/31/2023

FOR FISCAL YEARS: 07/01/2021 - 06/30/24

	YTD ACTUALS 06/30/2022	BOARD APPROVED 06/30/2023	WORKING BUDGET 06/30/2023	YTD ACTUALS 06/30/2023	DEPT REQUESTED 06/30/2024	CAO RECOMM 06/30/2024	BOARD APPROVED 06/30/2024
BUDGET UNIT: 087100 CONTINGENCIES - GENERAL							
FUND: 0001 GENERAL FUND							
EXPENSES:							
5901 - CONTINGENCIES	\$0	\$411,247	\$0	\$0	\$250,000	\$250,000	\$0
RESERVES	\$0	\$411,247	\$0	\$0	\$250,000	\$250,000	\$0
TOTAL EXPENSES:	<u>\$0</u>	<u>\$411,247</u>	<u>\$0</u>	<u>\$0</u>	<u>\$250,000</u>	<u>\$250,000</u>	<u>\$0</u>
BUDGET UNIT: 087100 CONTINGENCIES - GENERAL	\$0	(\$411,247)	\$0	\$0	(\$250,000)	(\$250,000)	\$0

COUNTY LIABILITY TRUST

500903

DEPARTMENTAL FUNCTIONS

Administered by Risk Management, this budget reflects costs for the County's liability, pollution, crime, and cyber programs. Costs include insurance/coverage premiums, claims, investigations, legal and other professional services, litigation and legal counsel, training, and related travel. This budget also includes facility upgrades to mitigate potential future liability.

MAJOR ACCOMPLISHMENTS IN FISCAL YEAR 2022-2023

- Risk Manager was nominated and elected by 55 member counties to Executive Committee of PRISM, our insurance pool. This is a big win for the County in terms of management of coverage options now and in the future.
- Continued work with ADA Task Force to strategically address ADA shortcomings of most used facilities.
- Conducted extensive property inspections of locations used by the County, and reported potential liabilities to management.
- Successfully managed various claims and lawsuits against the County.
- Settled claims for and against the County in compliance with County Code 1.28, and recovered damages from third parties.

GOALS FOR FISCAL YEAR 2023-2024

- Upgrade materials and how first aid kits and AEDs are managed to better serve our areas of higher potential use
- Update photo inventory of mobile assets so we have these before a claim were to be filed
- Investigate a COI management tool that could later incorporate into a larger tool used by all contract supervisors
- Complete ten more building evacuation maps
- Update the self evaluation and transition plan

DEPARTMENTAL BUDGET REQUEST FOR FISCAL YEAR 2023-2024

The Department's Fiscal Year 2023-2024 Requested Budget represents an overall increase of \$500,024 in expenditures, and an increase of \$700,024 in revenues, when compared to the Fiscal Year 2022-2023 Board Approved Budget. As a result, the Requested Net County Cost is decreased by \$200,000.

We saved a substantial amount of premium increase by increasing our deductible for general liability claims. The premium increase is still significant, but less so, mostly due to a substantial year-over-year payroll increase as well as run-away jury verdicts across the state, and a multitude of challenges in the upper layers of the insurance market. The savings by increasing our deductible will have to be offset by withholding much of that savings in the fund for potential claim deductibles to cover that large deductible amount and experts/consultants to defend potential claims within our deductible layer.

Personnel Costs did not change compared to the Fiscal Year 2022-2023 Board Approved Budget.

Revenues

4822 (INTRA COUNTY INSURANCE ADMIN) increased by \$700,024: based on budgeted expenditures.

Personnel

The Department's Requested Budget represents no change in the number of fulltime equivalent (FTE) positions that are supported by this budget.

There are no staff in this budget. The administrative costs associated with this budget are absorbed in the Risk Budget.

Services & Supplies

5156 (INSURANCE CLAIMS) increased by \$125,000: Deductible increase; **5158** (INSURANCE PREMIUM) increased by \$289,818: insurance market volatility, social inflation, payroll increases all add up to significant premium increases; **5199** (MAINT OF STRUCTURES-MATERIALS) increased by \$29,737: planned and estimated small projects; **5265** (PROFESSIONAL & SPECIAL SERVICE) increased by \$45,178: inflationary increase; **5311** (GENERAL OPERATING EXPENSE) increased by \$15,500: additional cost related to addition of Safety Coordinator and the purchase of first aid kits for entire county; **5331** (TRAVEL EXPENSE) increased by \$1,500: Addition of Safety Coordinator added to travel expenses.

Support & Care of Persons

(There are no changes in this object category from the previous fiscal year.)

Fixed Assets

(There are no changes in this object category from the previous fiscal year.)

FISCAL YEAR 2023-2024 REDUCTION IMPACTS TO BASE BUDGET

Not Applicable

FISCAL YEAR 2023-2024 STATE/FEDERAL FUNDING SUMMARY

Not Applicable

FISCAL YEAR 2023-2024 REGULATORY COMPLIANCE SUMMARY

Not Applicable

MAJOR POLICY CONSIDERATIONS BEING REQUESTED

Not Applicable

COUNTY OF INYO

BUD002A - BUDGET REQUESTS

RUNDATE: 06/30/2023 TODAY'S DATE: 08/31/2023

FOR FISCAL YEARS: 07/01/2021 - 06/30/24

	YTD ACTUALS 06/30/2022	BOARD APPROVED 06/30/2023	WORKING BUDGET 06/30/2023	YTD ACTUALS 06/30/2023	DEPT REQUESTED 06/30/2024	CAO RECOMM 06/30/2024	BOARD APPROVED 06/30/2024
BUDGET UNIT: 500903 COUNTY LIABILITY TRUST							
FUND: 5701 COUNTY LIABILITY TRUST							
REVENUES:							
4301 - INTEREST FROM TREASURY	\$2,684	\$0	\$0	\$11,096	\$0	\$0	\$0
REV USE OF MONEY & PROPERTY	\$2,684	\$0	\$0	\$11,096	\$0	\$0	\$0
4747 - INSURANCE PAYMENTS	\$0	\$0	\$0	\$123,471	\$0	\$0	\$0
4822 - INTRA COUNTY INSURANCE ADMIN	\$1,062,529	\$1,358,467	\$1,358,467	\$1,360,237	\$2,058,491	\$2,058,491	\$0
4825 - OTHER CURRENT CHARGES	\$75	\$0	\$0	\$0	\$0	\$0	\$0
CHARGES FOR CURRENT SERVICES	\$1,062,604	\$1,358,467	\$1,358,467	\$1,483,708	\$2,058,491	\$2,058,491	\$0
4961 - REIMBURSED EXPENSES	\$323	\$0	\$0	\$42,101	\$0	\$0	\$0
OTHER REVENUE	\$323	\$0	\$0	\$42,101	\$0	\$0	\$0
TOTAL REVENUES:	\$1,065,611	\$1,358,467	\$1,358,467	\$1,536,906	\$2,058,491	\$2,058,491	\$0
EXPENSES:							
5156 - INSURANCE CLAIMS	\$21,349	\$125,000	\$125,000	\$87,500	\$250,000	\$250,000	\$0
5158 - INSURANCE PREMIUM	\$714,788	\$860,767	\$860,767	\$860,767	\$1,150,585	\$1,150,585	\$0
5199 - MAINT OF STRUCTURES-MATERIALS	\$274	\$73,745	\$53,745	\$24,243	\$103,482	\$68,982	\$0
5211 - MEMBERSHIPS	\$4,470	\$6,000	\$6,000	\$4,604	\$6,000	\$6,000	\$0
5232 - OFFICE & OTHER EQUIP < \$5,000	\$0	\$0	\$18,000	\$14,485	\$0	\$0	\$0
5265 - PROFESSIONAL & SPECIAL SERVICE	\$289,444	\$671,877	\$904,900	\$193,339	\$717,055	\$717,055	\$0
5311 - GENERAL OPERATING EXPENSE	\$52	\$500	\$20,500	\$371	\$16,000	\$16,000	\$0
5331 - TRAVEL EXPENSE	\$448	\$1,500	\$1,500	\$0	\$3,000	\$3,000	\$0
SERVICES & SUPPLIES	\$1,030,826	\$1,739,389	\$1,990,412	\$1,185,311	\$2,246,122	\$2,211,622	\$0
5315 - COUNTY COST PLAN	\$6,269	\$15,078	\$15,078	\$15,078	\$18,369	\$18,369	\$0
5333 - MOTOR POOL	\$0	\$4,000	\$4,000	\$2,838	\$4,000	\$4,000	\$0
INTERNAL CHARGES	\$6,269	\$19,078	\$19,078	\$17,916	\$22,369	\$22,369	\$0
5801 - OPERATING TRANSFERS OUT	\$0	\$10,000	\$10,000	\$0	\$0	\$34,500	\$0
OTHER FINANCING USES	\$0	\$10,000	\$10,000	\$0	\$0	\$34,500	\$0
TOTAL EXPENSES:	\$1,037,095	\$1,768,467	\$2,019,490	\$1,203,227	\$2,268,491	\$2,268,491	\$0
BUDGET UNIT: 500903 COUNTY LIABILITY TRUST	\$28,515	(\$410,000)	(\$661,023)	\$333,679	(\$210,000)	(\$210,000)	\$0

COUNTY LIBRARY

066700

DEPARTMENTAL FUNCTIONS

The Inyo County Free Library was formed on September 15, 1913 by Resolution of the Inyo County Board of Supervisors for the "education, culture and pleasure" of the people of Inyo County. Reflecting and enhancing that early vision, the Library's mission "is to provide all citizens of the county with access to materials which can improve their minds, broaden their lives, and fulfill their cultural, civic intellectual, educational, and recreational needs". The Library offers internet access to residents and travelers, provides reference and research services to the public and County staff, collects and maintains local history materials, conducts outreach programs for children and adults, and acquires media and books reflecting a wide range of interests and needs. The Inyo County Free Library has daily direct interaction with a wide range of Inyo County residents and visitors and is often their only contact with a county department. The Library seeks to maintain a high level of public service and customer interaction which reinforces Inyo County's positive image to citizens and visitors.

MAJOR ACCOMPLISHMENTS IN FISCAL YEAR 2022-2023

- Conducted an after-school program in collaboration with a local school district to support reading, and that included storytime, homework help, educational projects, and social/emotional support.
- Continued the State-funded ZipBooks program that provided 283 books requested by patrons at a cost of \$5,728 provided by the California State Library.
- Installed new shelving and reorganized collection at the Central Library to increase patron access to materials.
- Completed State Library-funded Memory Lab that enables digitizing obsolete formats for preservation and access.

GOALS FOR FISCAL YEAR 2023-2024

- Expand programming opportunities in conjunction with community partners and provide educational support and diverse materials for students of all ages.
- Ongoing review of current computer software and hardware, and upgrade as needed to remain functional and relevant.
- Utilize grant funding as it becomes available to further goals of the Library in the areas of facilities, preservation, collection development, access, and programming.
- Continue identifying and digitizing historic resources, and cataloging special collection materials into the database.
- Complete Central Library refresh project with the addition of new light fixtures, window coverings, and shelf end panels.

DEPARTMENTAL BUDGET REQUEST FOR FISCAL YEAR 2023-2024

The Department's Fiscal Year 2023-2024 Requested Budget represents an overall decrease of \$159,721 in expenditures, and a decrease of \$186,009 in revenues, when compared to the Fiscal Year 2022-2023 Board Approved Budget. As a result, the Requested Net County Cost is increased by \$26,288.

The increase in Net County Cost is largely due to wage and benefit adjustments (\$42,650), holiday overtime (\$3,183), Public Liability (\$9,946), Retirement - Unfunded Liability (\$2,205), and Worker's Compensation (\$3,899).

Personnel Costs increased by \$42,194 compared to the Fiscal Year 2022-2023 Board Approved Budget, due to wage and benefit adjustments (\$42,650), unfunded retirement (\$2,205), and holiday overtime (\$3,183). This budget includes a requested APAR on-call librarian position for southeast Inyo County that will substitute for the regular librarians at a minimal cost.

Revenues

4498 (STATE GRANTS) decreased by \$181,809: This decrease reflects completion of state-funded grants; **4998** (OPERATING TRANSFERS IN) decreased by \$4,200: Less funds are needed for equipment.

Personnel

The Department's Requested Budget represents an increase in the number of fulltime equivalent (FTE) positions that are supported by this budget.

At present there are 9.15 FTE for library operations. The requested position of an APAR on-call librarian would add .05 FTE and would be situated in southeast Inyo County to substitute during the absence of the regular librarians. Since this position would be replacing APAR librarians, the costs associated with this position would be training and limited leave time expense of the regular APAR librarians. This position can serve as a model for other coverage issues in the Library and other departments. On-call staff are often utilized by other library systems.

Services & Supplies

5122 (CELL PHONES) increased by \$540: This expense is for the mobile hot spot, and was previously budgeted in Utilities; **5232** (OFFICE & OTHER EQUIP < \$5,000) decreased by \$3,705: The library will purchase several new chairs for staff use; **5265** (PROFESSIONAL & SPECIAL SERVICE) increased by \$1,250: This increase is to cover installation of light fixtures; **5311** (GENERAL OPERATING EXPENSE) decreased by \$2,005: The decrease is due to the completion of the Memory Lab grant expenditures; **5351** (UTILITIES) decreased by \$15,060: The Library moved AT&T telephone service to CalNet, which reduces the cost through a state contract.

Support & Care of Persons

(There are no changes in this object category from the previous fiscal year.)

Fixed Assets

5650 (EQUIPMENT) decreased by \$30,000: Less equipment is required this year; **5655** (VEHICLES) decreased by \$168,789: The mobile library van purchase was completed.

FISCAL YEAR 2023-2024 REDUCTION IMPACTS TO BASE BUDGET

Due to personnel and internal billing expense increases outside of the control of the Library, the Net County Cost has increased by \$57,728. The proposed on-call Librarian for southeast Inyo is low cost since the position substitutes for minimally benefitted regular staff and will alleviate closures in those branches. Other proposed expenditures include new chairs for staff. A reduction in the Library's budget to absorb the other expenses would

result in an inability to maintain e-service subscriptions, replace equipment if it fails, or provide internet connectivity in the branches.

FISCAL YEAR 2023-2024 STATE/FEDERAL FUNDING SUMMARY

The State Library has offered ZipBooks again, but the funding amount is not yet known. The Library also receives the benefit of State and Federal funds through programs managed by Califa, a nonprofit library partner. In addition, the Library benefits from State and Federal funds through programs provided by the Inland Library System, and programs arranged by the California State Library. Examples of programs include the First Partner Summer Reading book collection, participation in E-Books for All, live on-line tutoring, workforce training, and the California Revealed Project. These programs enable the Library to provide additional materials to Inyo County residents, as well as enhancing access to archival and historical material of local and statewide interest. Funding has been identified for California libraries in the Governor's budget, and we are looking for ways to utilize that for Inyo County. Accessing these funds for projects will depend on our capacity to deliver the service and comply with grant requirements.

FISCAL YEAR 2023-2024 REGULATORY COMPLIANCE SUMMARY

There are no regulatory compliance expenditures in this budget.

MAJOR POLICY CONSIDERATIONS BEING REQUESTED

There are no major policy considerations being requested.

COUNTY OF INYO

BUD002A - BUDGET REQUESTS

RUNDATE: 06/30/2023 TODAY'S DATE: 08/31/2023

FOR FISCAL YEARS: 07/01/2021 - 06/30/24

	YTD ACTUALS 06/30/2022	BOARD APPROVED 06/30/2023	WORKING BUDGET 06/30/2023	YTD ACTUALS 06/30/2023	DEPT REQUESTED 06/30/2024	CAO RECOMM 06/30/2024	BOARD APPROVED 06/30/2024
BUDGET UNIT: 066700 COUNTY LIBRARY							
FUND: 0001 GENERAL FUND							
REVENUES:							
4498 - STATE GRANTS	\$56,340	\$181,809	\$189,008	\$189,658	\$0	\$0	\$0
4499 - STATE OTHER	\$285	\$0	\$885	\$885	\$0	\$0	\$0
4599 - OTHER AGENCIES	\$0	\$0	\$0	\$262	\$0	\$0	\$0
AID FROM OTHER GOVT AGENCIES	\$56,625	\$181,809	\$189,893	\$190,805	\$0	\$0	\$0
4771 - LIBRARY SERVICES	\$384	\$300	\$300	\$312	\$300	\$300	\$0
4825 - OTHER CURRENT CHARGES	\$13	\$0	\$0	\$0	\$0	\$0	\$0
CHARGES FOR CURRENT SERVICES	\$398	\$300	\$300	\$312	\$300	\$300	\$0
4998 - OPERATING TRANSFERS IN	\$0	\$55,000	\$55,000	\$44,171	\$50,800	\$50,800	\$0
OTHER FINANCING SOURCES	\$0	\$55,000	\$55,000	\$44,171	\$50,800	\$50,800	\$0
4922 - SALES OF COPIES	\$1,727	\$3,500	\$3,500	\$2,637	\$3,500	\$3,500	\$0
4997 - CASH OVER OR SHORT	\$9	\$50	\$50	\$7	\$50	\$50	\$0
OTHER REVENUE	\$1,736	\$3,550	\$3,550	\$2,645	\$3,550	\$3,550	\$0
TOTAL REVENUES:	\$58,759	\$240,659	\$248,743	\$237,934	\$54,650	\$54,650	\$0
EXPENSES:							
5001 - SALARIED EMPLOYEES	\$248,386	\$325,629	\$325,629	\$279,341	\$347,284	\$347,284	\$0
5003 - OVERTIME	\$94	\$2,500	\$2,500	\$683	\$0	\$1,000	\$0
5005 - HOLIDAY OVERTIME	\$0	\$2,500	\$2,500	\$2,314	\$5,683	\$2,500	\$0
5012 - PART TIME EMPLOYEES	\$147,203	\$240,501	\$240,501	\$169,075	\$238,109	\$271,225	\$0
5021 - RETIREMENT & SOCIAL SECURITY	\$30,093	\$44,739	\$44,739	\$34,862	\$46,195	\$48,745	\$0
5022 - PERS RETIREMENT	\$34,068	\$42,279	\$42,279	\$38,304	\$49,115	\$49,115	\$0
5024 - RETIREMENT-UNFUNDED LIAB	\$35,575	\$40,125	\$40,125	\$40,125	\$42,330	\$42,330	\$0
5031 - MEDICAL INSURANCE	\$55,684	\$89,967	\$89,967	\$64,180	\$102,670	\$108,980	\$0
5032 - DISABILITY INSURANCE	\$3,834	\$6,363	\$6,363	\$3,640	\$5,391	\$5,690	\$0
5043 - OTHER BENEFITS	\$7,227	\$7,220	\$7,220	\$7,227	\$7,240	\$7,240	\$0
SALARIES & BENEFITS	\$562,168	\$801,823	\$801,823	\$639,756	\$844,017	\$884,109	\$0
5122 - CELL PHONES	\$0	\$0	\$550	\$425	\$540	\$400	\$0
5171 - MAINTENANCE OF EQUIPMENT	\$0	\$1,000	\$1,000	\$0	\$1,000	\$1,000	\$0

COUNTY OF INYO

BUD002A - BUDGET REQUESTS

RUNDATE: 06/30/2023 TODAY'S DATE: 08/31/2023

FOR FISCAL YEARS: 07/01/2021 - 06/30/24

	YTD ACTUALS 06/30/2022	BOARD APPROVED 06/30/2023	WORKING BUDGET 06/30/2023	YTD ACTUALS 06/30/2023	DEPT REQUESTED 06/30/2024	CAO RECOMM 06/30/2024	BOARD APPROVED 06/30/2024
5211 - MEMBERSHIPS	\$504	\$539	\$539	\$539	\$539	\$539	\$0
5232 - OFFICE & OTHER EQUIP < \$5,000	\$15,317	\$6,945	\$7,287	\$6,937	\$3,240	\$3,240	\$0
5260 - HEALTH - EMPLOYEE PHYSICALS	\$0	\$400	\$400	\$0	\$400	\$0	\$0
5265 - PROFESSIONAL & SPECIAL SERVICE	\$15,037	\$8,650	\$8,650	\$894	\$9,900	\$8,650	\$0
5311 - GENERAL OPERATING EXPENSE	\$9,943	\$14,005	\$14,005	\$12,221	\$12,000	\$12,000	\$0
5325 - LIBRARY BOOKS & SUBSCRIPTIONS	\$40,612	\$37,000	\$43,613	\$29,903	\$37,000	\$37,000	\$0
5326 - LATE FEES & FINANCE CHARGES	\$294	\$0	\$275	\$251	\$0	\$0	\$0
5331 - TRAVEL EXPENSE	\$0	\$850	\$850	\$0	\$850	\$850	\$0
5351 - UTILITIES	\$30,806	\$24,936	\$24,111	\$12,053	\$9,876	\$9,876	\$0
SERVICES & SUPPLIES	\$112,514	\$94,325	\$101,280	\$63,226	\$75,345	\$73,555	\$0
5123 - TECH REFRESH EXPENSE	\$15,400	\$18,517	\$18,517	\$18,517	\$19,326	\$19,326	\$0
5128 - INTERNAL SHREDDING CHARGES	\$44	\$0	\$0	\$0	\$0	\$0	\$0
5129 - INTERNAL COPY CHARGES (NON-IS)	\$1,163	\$1,000	\$1,000	\$1,122	\$2,200	\$2,200	\$0
5152 - WORKERS COMPENSATION	\$5,775	\$7,680	\$7,680	\$7,680	\$11,579	\$11,579	\$0
5155 - PUBLIC LIABILITY INSURANCE	\$8,938	\$12,220	\$12,220	\$12,220	\$22,166	\$22,166	\$0
5333 - MOTOR POOL	\$5,100	\$7,500	\$7,500	\$4,462	\$7,500	\$7,500	\$0
INTERNAL CHARGES	\$36,420	\$46,917	\$46,917	\$44,001	\$62,771	\$62,771	\$0
5539 - OTHER AGENCY CONTRIBUTIONS	\$17,119	\$0	\$0	\$0	\$0	\$0	\$0
OTHER CHARGES	\$17,119	\$0	\$0	\$0	\$0	\$0	\$0
5650 - EQUIPMENT	\$0	\$55,000	\$55,000	\$44,171	\$25,000	\$25,000	\$0
5655 - VEHICLES	\$0	\$168,789	\$168,789	\$168,789	\$0	\$0	\$0
FIXED ASSETS	\$0	\$223,789	\$223,789	\$212,960	\$25,000	\$25,000	\$0
TOTAL EXPENSES:	\$728,222	\$1,166,854	\$1,173,809	\$959,945	\$1,007,133	\$1,045,435	\$0
BUDGET UNIT: 066700 COUNTY LIBRARY	(\$669,462)	(\$926,195)	(\$925,066)	(\$722,010)	(\$952,483)	(\$990,785)	\$0

OFFICE OF DISASTER SERVICES

023700

DEPARTMENTAL FUNCTIONS

This budget is for the disbursement of 2022 and 2023 Emergency Management Performance Grant (EMPG) Program funds (as operating transfers out into 623821 and 623822, respectively). The EMPG Program is to provide Federal Funds, passed down through the State, to assist local governments in preparing for all hazards. EMPG Program funds must be used to support activities that contribute to the Operational Area's (OA) capability to prevent, prepare for, mitigate against, respond to, and recover from emergencies and disasters, whether natural or man-made. A large portion of the EMPG budget supports the Emergency Services Manager (ESM) position for the County of Inyo. The ESM directs and coordinates all aspects of the day-to-day activities of the County's Office of Emergency Services including planning, training, education, intra-County and inter-agency communications, and developing, implementing and updating plans, reports, and policies to ensure the Inyo Operational Area has, to the extent practicable, planned and is prepared to mitigate and respond to natural and man-made disasters in a manner that minimizes threats to life and property and facilitates recovery. The ESM serves as the liaison for communications between the County Office of Emergency Services and the California Office of Emergency Services (CalOES) as well as County departments and local, state and federal agencies that the County relies on to coordinate disaster planning, preparedness, response, and recovery operations. This budget also includes the budget for the California Fire Safe Council (CA FSC) grant that the County was awarded. The CA FSC grant revenues for FY 23/24 equals \$101,454. This funding ends in February 2024. This budget also includes the budget for the Hazard Mitigation Grant Program grant that the County was awarded. The HMGP grant revenues for FY 23/24 equals \$82,500, which requires a \$37,500 match (25% of the grant total). Lastly, this budget includes revenues from Southern California Edison for a subaward through the California Fire Safe Council, totaling \$20,000.

MAJOR ACCOMPLISHMENTS IN FISCAL YEAR 2022-2023

- Hired a Wildfire Preparedness Coordinator to carry out the duties of the CA FSC grant
- Successfully selected a consultant to draft the County's Community Wildfire Preparedness Plan with HMGP funds
- Successfully coordinated with the CA FSC and SCE to receive a subaward for a resilient communities grant

GOALS FOR FISCAL YEAR 2023-2024

- Continue working with Fire Safe Councils, Fire Departments, Tribal Governments, and other local stakeholders on wildfire preparedness and mitigation.
- Continue working with the Consultant to develop a whole community Wildfire Protection Plan

DEPARTMENTAL BUDGET REQUEST FOR FISCAL YEAR 2023-2024

The Department's Fiscal Year 2023-2024 Requested Budget represents an overall increase of \$123,989 in expenditures, and an increase of \$161,454 in revenues, when compared to the Fiscal Year 2022-2023 Board Approved Budget. As a result, the Requested Net County Cost is decreased by \$37,465.

Personnel Costs increased by \$4,814 compared to the Fiscal Year 2022-2023 Board Approved Budget, due to the Wildfire Preparedness Coordinator's salary, funded through the CA FSC grant, which ends in February 2024. Unless funding is found to continue to fund this position it will be terminated.

Revenues

4498 (STATE GRANTS) increased by \$203,954: Grant funding from CalOES through the Hazard Mitigation Grant Program to fund the development of the Community Wildfire Protection Plan; **4599** (OTHER AGENCIES) increased by \$20,000: Grant funding from SCE, subawarded through the California Fire Safe Council, to increase the County's resilience to wildfires; **4998** (OPERATING TRANSFERS IN) decreased by \$62,500: operating transfers are determined by the Budget Team.

Personnel

The Department's Requested Budget represents no change in the number of fulltime equivalent (FTE) positions that are supported by this budget.

The CA FSC Grant will fund one FTE position for a Wildfire Preparedness County Coordinator.

Services & Supplies

5122 (CELL PHONES) increased by \$550: funding for Emergency Services Manager phone and tablet; **5263** (ADVERTISING) decreased by \$2,182: The 50% required match for the EMPG grants is an operating transfer out, and those expenses are reflected in the EMPG grant budgets (623822 and 623823); **5265** (PROFESSIONAL & SPECIAL SERVICE) decreased by \$22,883: The 50% required match for the EMPG grants is an operating transfer out, and those expenses are reflected in the EMPG grant budgets (623822 and 623823); **5291** (OFFICE, SPACE & SITE RENTAL) decreased by \$19,844: The 50% required match for the EMPG grants is an operating transfer out, and those expenses are reflected in the EMPG grant budgets (623822 and 623823); **5311** (GENERAL OPERATING EXPENSE) increased by \$13,193: Outreach and educational materials for the Wildfire Preparedness Coordinator to conduct workshops, informational sessions, and provide education to the community on wildfire mitigation, preparedness, and resilience. Funded through the CA FSC grant; **5331** (TRAVEL EXPENSE) increased by \$5,834: Travel for the Wildfire Preparedness Coordinator to attend various trainings for wildfire mitigation, preparedness, and resilience. Funded through the CA FSC grant; **5351** (UTILITIES) decreased by \$5,851: The 50% required match for the EMPG grants is an operating transfer out, and those expenses are reflected in the EMPG grant budgets (623822 and 623823).

Support & Care of Persons

(There are no changes in this object category from the previous fiscal year.)

Fixed Assets

5650 (EQUIPMENT) decreased by \$17,000: The 50% required match for the EMPG grants is an operating transfer out, and those expenses are reflected in the EMPG grant budgets (623822 and 623823).

FISCAL YEAR 2023-2024 REDUCTION IMPACTS TO BASE BUDGET

Not Applicable

FISCAL YEAR 2023-2024 STATE/FEDERAL FUNDING SUMMARY

The Emergency Management Performance Grant is comprised of Federal Department of Homeland Security funding administered through the California Office of Emergency Services (CalOES). Inyo County's 2022 EMPG Grant Allocation was \$129,780, with the performance period of July 1, 2022 to June 30, 2024. The allocation for

Fiscal Year 2023 is expected to be about the same. The Performance Period for this grant runs from July 1, 2023 through June 30, 2025. The California Fire Safe Council grant is comprised of funding through the California Department of Forestry and Fire Protection ("CAL FIRE"). The allocation was \$175,000 in FY 22/23 and is a multi-year grant. The Performance Period for this grant runs from September 15, 2022 through February 29, 2024. The Hazard Mitigation Grant Program grant is comprised of funding through CalOES. Inyo County's HMGP grant allocation was \$112,500, with a 25% required match (\$37,500). The Performance Period for this grant runs from November 1, 2022 through November 4, 2025.

FISCAL YEAR 2023-2024 REGULATORY COMPLIANCE SUMMARY

Not Applicable

MAJOR POLICY CONSIDERATIONS BEING REQUESTED

The EMPG Program grant requires a dollar-for-dollar County match, which can be an in-kind match. The Disaster Services Budget #023700 will provide the General Fund match for this grant (as operating transfers out). Additionally, the HMGP grant requires a 25% match (\$37,500). The Disaster Services Budget #023700 will also provide the General Fund match for this grant.

COUNTY OF INYO

BUD002A - BUDGET REQUESTS

RUNDATE: 06/30/2023 TODAY'S DATE: 08/31/2023

FOR FISCAL YEARS: 07/01/2021 - 06/30/24

	YTD ACTUALS 06/30/2022	BOARD APPROVED 06/30/2023	WORKING BUDGET 06/30/2023	YTD ACTUALS 06/30/2023	DEPT REQUESTED 06/30/2024	CAO RECOMM 06/30/2024	BOARD APPROVED 06/30/2024
BUDGET UNIT: 023700 OFFICE OF DISASTER SERVICES							
FUND: 0001 GENERAL FUND							
REVENUES:							
4498 - STATE GRANTS	\$0	\$0	\$175,000	\$50,688	\$203,954	\$203,954	\$0
4599 - OTHER AGENCIES	\$0	\$0	\$0	\$0	\$20,000	\$20,000	\$0
AID FROM OTHER GOVT AGENCIES	\$0	\$0	\$175,000	\$50,688	\$223,954	\$223,954	\$0
4998 - OPERATING TRANSFERS IN	\$0	\$100,000	\$100,000	\$0	\$37,500	\$37,500	\$0
OTHER FINANCING SOURCES	\$0	\$100,000	\$100,000	\$0	\$37,500	\$37,500	\$0
TOTAL REVENUES:	<u>\$0</u>	<u>\$100,000</u>	<u>\$275,000</u>	<u>\$50,688</u>	<u>\$261,454</u>	<u>\$261,454</u>	<u>\$0</u>
EXPENSES:							
5001 - SALARIED EMPLOYEES	\$39,169	\$41,760	\$178,163	\$90,411	\$50,044	\$50,044	\$0
5004 - STANDBY TIME	\$0	\$0	\$1,000	\$390	\$0	\$0	\$0
5021 - RETIREMENT & SOCIAL SECURITY	\$3,429	\$3,231	\$7,500	\$7,135	\$4,125	\$4,125	\$0
5022 - PERS RETIREMENT	\$5,801	\$3,822	\$8,750	\$8,113	\$4,965	\$4,965	\$0
5024 - RETIREMENT-UNFUNDED LIAB	\$5,930	\$6,688	\$6,688	\$6,688	\$7,056	\$7,056	\$0
5031 - MEDICAL INSURANCE	\$4,415	\$9,840	\$8,000	\$8,532	\$554	\$554	\$0
5032 - DISABILITY INSURANCE	\$512	\$460	\$1,000	\$846	\$481	\$481	\$0
5043 - OTHER BENEFITS	\$6,932	\$0	\$3,700	\$3,452	\$3,390	\$3,390	\$0
SALARIES & BENEFITS	\$66,192	\$65,801	\$214,801	\$125,570	\$70,615	\$70,615	\$0
5122 - CELL PHONES	\$0	\$0	\$2,500	\$411	\$550	\$550	\$0
5263 - ADVERTISING	\$855	\$2,182	\$2,182	\$779	\$0	\$0	\$0
5265 - PROFESSIONAL & SPECIAL SERVICE	\$0	\$160,741	\$153,941	\$54,375	\$137,858	\$137,858	\$0
5291 - OFFICE, SPACE & SITE RENTAL	\$19,072	\$19,844	\$19,844	\$19,767	\$0	\$0	\$0
5311 - GENERAL OPERATING EXPENSE	\$1,032	\$4,499	\$20,800	\$6,536	\$17,692	\$17,692	\$0
5331 - TRAVEL EXPENSE	\$0	\$1,866	\$10,866	\$4,367	\$7,700	\$7,700	\$0
5351 - UTILITIES	\$5,500	\$5,851	\$5,851	\$1,846	\$0	\$0	\$0
SERVICES & SUPPLIES	\$26,460	\$194,984	\$215,984	\$88,084	\$163,800	\$163,800	\$0
5123 - TECH REFRESH EXPENSE	\$1,076	\$3,263	\$3,263	\$3,263	\$0	\$0	\$0
5129 - INTERNAL COPY CHARGES (NON-IS)	\$425	\$1,000	\$1,000	\$208	\$0	\$0	\$0
5152 - WORKERS COMPENSATION	\$785	\$745	\$745	\$745	\$2,402	\$2,402	\$0
5155 - PUBLIC LIABILITY INSURANCE	\$1,222	\$1,190	\$1,190	\$1,190	\$4,637	\$4,637	\$0

COUNTY OF INYO

BUD002A - BUDGET REQUESTS

RUNDATE: 06/30/2023 TODAY'S DATE: 08/31/2023

FOR FISCAL YEARS: 07/01/2021 - 06/30/24

	YTD ACTUALS 06/30/2022	BOARD APPROVED 06/30/2023	WORKING BUDGET 06/30/2023	YTD ACTUALS 06/30/2023	DEPT REQUESTED 06/30/2024	CAO RECOMM 06/30/2024	BOARD APPROVED 06/30/2024
5333 - MOTOR POOL	\$7,636	\$20,000	\$20,000	\$4,954	\$0	\$0	\$0
INTERNAL CHARGES	\$11,144	\$26,198	\$26,198	\$10,360	\$7,039	\$7,039	\$0
5650 - EQUIPMENT	\$0	\$17,000	\$17,000	\$15,324	\$0	\$0	\$0
FIXED ASSETS	\$0	\$17,000	\$17,000	\$15,324	\$0	\$0	\$0
5801 - OPERATING TRANSFERS OUT	\$0	\$0	\$5,000	\$5,000	\$186,518	\$186,518	\$0
OTHER FINANCING USES	\$0	\$0	\$5,000	\$5,000	\$186,518	\$186,518	\$0
TOTAL EXPENSES:	<u>\$103,796</u>	<u>\$303,983</u>	<u>\$478,983</u>	<u>\$244,339</u>	<u>\$427,972</u>	<u>\$427,972</u>	<u>\$0</u>
BUDGET UNIT: 023700 OFFICE OF DISASTER SERVICES	(\$103,796)	(\$203,983)	(\$203,983)	(\$193,650)	(\$166,518)	(\$166,518)	\$0

CAO ECONOMIC DEVELOPMENT

010202

DEPARTMENTAL FUNCTIONS

The Economic Development Office is responsible for activities that improve and diversify the Inyo County economy. The Office takes a proactive approach to economic development by striving to develop strong working relationships with internal and external partners, and seeking opportunities to implement strategies and projects that will sustain and, hopefully, enhance the County's economy.

MAJOR ACCOMPLISHMENTS IN FISCAL YEAR 2022-2023

- Partnered with Golden State Finance Authority, Mono, and Alpine Counties to identify a consultant through a competitive process and begin work on a Comprehensive Economic Development Strategy (CEDS) for the region.
- Successfully completed the United States Department of Agriculture (USDA) Community Facilities grant application and National Environmental Policy Act (NEPA) process in order to pull down \$205,000 in earmark funds for the Small Business Resource Center, to be deployed upon buildout.
- The SBRC hosted four workshops for small businesses and entrepreneurs that drew 40-80 attendees for each event.
- Awarded \$490,685 in Permanent Local Housing (PLHA) funds to launch a home rehabilitation and Accessory Dwelling Unit (ADU) construction loan program.
- Purchased a parcel of commercial land in Lone Pine and successfully navigated the Surplus Lands Act process.

GOALS FOR FISCAL YEAR 2023-2024

- Finish buildout and celebrate the grand opening of the Small Business Resource Center.
- Identify a Developer to build housing on the County's parcel at 605 S. Main Street.
- Complete the Comprehensive Economic Development Strategy (CEDS) for the region along with Mono and Alpine counties.
- Participate in the Community Economic Resiliency Fund (CERF) process, identifying and submitting an implementation proposal to support local economic development efforts.
- Launch PLHA home rehab and ADU construction program, along with the publication of pre-approved ADU architectural plans for Inyo County.

DEPARTMENTAL BUDGET REQUEST FOR FISCAL YEAR 2023-2024

The Department's Fiscal Year 2023-2024 Requested Budget represents an overall increase of \$217,595 in expenditures, and an increase of \$205,000 in revenues, when compared to the Fiscal Year 2022-2023 Board Approved Budget. As a result, the Requested Net County Cost is increased by \$12,595.

Personnel Costs increased by \$28,987 compared to the Fiscal Year 2022-2023 Board Approved Budget, due to the shift of personnel in this budget and negotiated COLAs and benefit increases.

Revenues

4552 (FEDERAL OTHER) increased by \$205,000: Inclusion of the USDA Grant.

Personnel

The Department's Requested Budget represents an increase in the number of fulltime equivalent (FTE) positions that are supported by this budget.

The Senior Budget Analyst percentage was increased in this budget to account for the time spent on budgetary items within this budget.

Services & Supplies

5232 (OFFICE & OTHER EQUIP < \$5,000) increased by \$65,000: purchase of equipment with USDA funds; 5265 (PROFESSIONAL & SPECIAL SERVICE) increased by \$123,000: to account for actual contract expenditures in the next fiscal year and add in expenditures from the USDA Grant; 5311 (GENERAL OPERATING EXPENSE) decreased by \$8,000: based on actual expenditures.

Support & Care of Persons

(There are no changes in this object category from the previous fiscal year.)

Fixed Assets

(There are no changes in this object category from the previous fiscal year.)

FISCAL YEAR 2023-2024 REDUCTION IMPACTS TO BASE BUDGET

Not Applicable

FISCAL YEAR 2023-2024 STATE/FEDERAL FUNDING SUMMARY

Not Applicable

FISCAL YEAR 2023-2024 REGULATORY COMPLIANCE SUMMARY

Not Applicable

MAJOR POLICY CONSIDERATIONS BEING REQUESTED

Not Applicable

COUNTY OF INYO

BUD002A - BUDGET REQUESTS

RUNDATE: 06/30/2023 TODAY'S DATE: 08/31/2023

FOR FISCAL YEARS: 07/01/2021 - 06/30/24

	YTD ACTUALS 06/30/2022	BOARD APPROVED 06/30/2023	WORKING BUDGET 06/30/2023	YTD ACTUALS 06/30/2023	DEPT REQUESTED 06/30/2024	CAO RECOMM 06/30/2024	BOARD APPROVED 06/30/2024
BUDGET UNIT: 010202 CAO ECONOMIC DEVELOPMENT							
FUND: 0001 GENERAL FUND							
REVENUES:							
4552 - FEDERAL OTHER	\$0	\$0	\$0	\$0	\$205,000	\$205,000	\$0
AID FROM OTHER GOVT AGENCIES	\$0	\$0	\$0	\$0	\$205,000	\$205,000	\$0
TOTAL REVENUES:	\$0	\$0	\$0	\$0	\$205,000	\$205,000	\$0
EXPENSES:							
5001 - SALARIED EMPLOYEES	\$105,275	\$168,046	\$168,046	\$169,568	\$190,412	\$190,412	\$0
5021 - RETIREMENT & SOCIAL SECURITY	\$8,187	\$12,741	\$12,741	\$13,077	\$14,303	\$14,303	\$0
5022 - PERS RETIREMENT	\$10,706	\$16,604	\$16,604	\$15,197	\$19,424	\$19,424	\$0
5024 - RETIREMENT-UNFUNDED LIAB	\$11,858	\$13,375	\$13,375	\$13,375	\$14,110	\$14,110	\$0
5031 - MEDICAL INSURANCE	\$6,264	\$10,620	\$10,620	\$8,814	\$13,403	\$13,403	\$0
5032 - DISABILITY INSURANCE	\$1,152	\$1,803	\$1,803	\$1,460	\$1,606	\$1,606	\$0
5043 - OTHER BENEFITS	\$1,445	\$1,444	\$1,444	\$1,448	\$362	\$362	\$0
SALARIES & BENEFITS	\$144,890	\$224,633	\$224,633	\$222,942	\$253,620	\$253,620	\$0
5122 - CELL PHONES	\$366	\$600	\$600	\$642	\$600	\$600	\$0
5232 - OFFICE & OTHER EQUIP < \$5,000	\$1,134	\$10,000	\$10,000	\$1,418	\$75,000	\$75,000	\$0
5263 - ADVERTISING	\$0	\$3,000	\$3,000	\$0	\$3,000	\$3,000	\$0
5265 - PROFESSIONAL & SPECIAL SERVICE	\$125,267	\$350,000	\$589,002	\$163,423	\$473,000	\$473,000	\$0
5291 - OFFICE, SPACE & SITE RENTAL	\$24,329	\$36,000	\$36,671	\$30,000	\$36,000	\$36,000	\$0
5311 - GENERAL OPERATING EXPENSE	\$521	\$13,000	\$13,000	\$2,106	\$7,500	\$7,500	\$0
5331 - TRAVEL EXPENSE	\$852	\$7,500	\$7,500	\$377	\$5,000	\$5,000	\$0
5351 - UTILITIES	\$3,253	\$0	\$0	\$0	\$0	\$0	\$0
SERVICES & SUPPLIES	\$155,725	\$420,100	\$659,773	\$197,969	\$600,100	\$600,100	\$0
5123 - TECH REFRESH EXPENSE	\$0	\$1,088	\$1,088	\$1,088	\$1,120	\$1,120	\$0
5127 - MOBILE DEVICE MANAGEMENT-INTER	\$2	\$0	\$21	\$18	\$0	\$0	\$0
5129 - INTERNAL COPY CHARGES (NON-IS)	\$71	\$500	\$478	\$47	\$100	\$100	\$0
5152 - WORKERS COMPENSATION	\$223	\$2,153	\$2,153	\$2,153	\$4,221	\$4,221	\$0
5155 - PUBLIC LIABILITY INSURANCE	\$347	\$3,441	\$3,441	\$3,441	\$8,149	\$8,149	\$0
5333 - MOTOR POOL	\$0	\$10,800	\$10,800	\$1,782	\$13,000	\$13,000	\$0
INTERNAL CHARGES	\$643	\$17,982	\$17,981	\$8,530	\$26,590	\$26,590	\$0

COUNTY OF INYO

BUD002A - BUDGET REQUESTS

RUNDATE: 06/30/2023 TODAY'S DATE: 08/31/2023

FOR FISCAL YEARS: 07/01/2021 - 06/30/24

	YTD ACTUALS 06/30/2022	BOARD APPROVED 06/30/2023	WORKING BUDGET 06/30/2023	YTD ACTUALS 06/30/2023	DEPT REQUESTED 06/30/2024	CAO RECOMM 06/30/2024	BOARD APPROVED 06/30/2024
5600 - LAND	\$0	\$0	\$164,231	\$164,230	\$0	\$0	\$0
FIXED ASSETS	\$0	\$0	\$164,231	\$164,230	\$0	\$0	\$0
TOTAL EXPENSES:	<u>\$301,258</u>	<u>\$662,715</u>	<u>\$1,066,618</u>	<u>\$593,671</u>	<u>\$880,310</u>	<u>\$880,310</u>	<u>\$0</u>
BUDGET UNIT: 010202 CAO ECONOMIC DEVELOPMENT	(\$301,258)	(\$662,715)	(\$1,066,618)	(\$593,671)	(\$675,310)	(\$675,310)	\$0

EMERGENCY PREPAREDNESS 22-23

623822

DEPARTMENTAL FUNCTIONS

This budget is for the disbursement of 2021 Emergency Management Performance Grant (EMPG) Program funds. The EMPG Program is to provide Federal Funds, passed down through the State, to assist local governments in preparing for all hazards. EMPG Program funds must be used to support activities that contribute to the Operation Area's Capability to prevent, prepare for, mitigate against, respond to, and recover from emergencies and disasters, whether natural or man-made. A large portion of the EMPG budget supports the Emergency Services Manager (ESM) position for the County of Inyo. The ESM directs and coordinates all aspects of the day-to-day activities of the County's Office of Emergency Services including planning, training, education, intra-County and inter-agency communications, and developing, implementing and updating plans, reports, and policies to ensure the Inyo Operational Area has, to the extent practicable, planned and is prepared to mitigate and respond to natural and man made disasters in a manner that minimizes threats to life and property and facilitates recovery. The ESM serves as the liaison for communications between the County Office of Emergency Services and the California Office of Emergency Services (CalOES) as well as County departments and local, state and federal agencies that the County relies on to coordinate disaster planning, preparedness, response, and recovery operations.

MAJOR ACCOMPLISHMENTS IN FISCAL YEAR 2022-2023

- Launched the Ready Inyo Website, and started working with a consultant to develop a Ready Inyo logo
- Entered into a contract to provide translation services of all OES materials into Spanish
- Attended a full-scale exercise hosted by Southern California Edison, testing PSPS response and recovery

GOALS FOR FISCAL YEAR 2023-2024

- Continue translating all OES materials into Spanish
- Hosting EOC and position specific trainings for County staff
- Continue improving the Ready Inyo website and social media accounts, including a launch of the OES logo

DEPARTMENTAL BUDGET REQUEST FOR FISCAL YEAR 2023-2024

The Department's Fiscal Year 2023-2024 Requested Budget represents an overall decrease of \$15,277 in expenditures, and a decrease of \$15,277 in revenues, when compared to the Fiscal Year 2022-2023 Board Approved Budget. As a result, the Requested Net County Cost is increased by \$0.

Personnel Costs decreased by \$65,800 compared to the Fiscal Year 2022-2023 Board Approved Budget, due to this being a multi-year grant. Personnel costs for FY23/24 will be covered with the EMPG FY23 grant.

Revenues

4498 (STATE GRANTS) decreased by \$72,015: This grant is a multi-year grant; the decrease in revenue is due to funds being used in the previous fiscal year; **4998** (OPERATING TRANSFERS IN) increased by \$56,738: This grant requires a 50% match by county funds.

Personnel

The Department's Requested Budget represents no change in the number of fulltime equivalent (FTE) positions that are supported by this budget.

The ESM salary will not be funded with this grant in this fiscal year.

Services & Supplies

5263 (ADVERTISING) increased by \$7,000: The 50% required match for EMPG was added in to this grant, rather than being tracked in a separate budget; **5265** (PROFESSIONAL & SPECIAL SERVICE) increased by \$11,119: The 50% required match for EMPG was added in to this grant, rather than being tracked in a separate budget; **5311** (GENERAL OPERATING EXPENSE) increased by \$39,705: The 50% required match for EMPG was added in to this grant, rather than being tracked in a separate budget; **5331** (TRAVEL EXPENSE) increased by \$7,300: The 50% required match for EMPG was added in to this grant, rather than being tracked in a separate budget.

Support & Care of Persons

(There are no changes in this object category from the previous fiscal year.)

Fixed Assets

(There are no changes in this object category from the previous fiscal year.)

FISCAL YEAR 2023-2024 REDUCTION IMPACTS TO BASE BUDGET

N/A

FISCAL YEAR 2023-2024 STATE/FEDERAL FUNDING SUMMARY

The Emergency Management Performance Grant is comprised of Federal Department of Homeland Security funding administered through the California Office of Emergency Services (CalOES). Inyo County's 2022 EMPG Grant Allocation was \$129,780. The Performance Period for this grant runs from July 1, 2022 through June 30, 2024.

FISCAL YEAR 2023-2024 REGULATORY COMPLIANCE SUMMARY

N/A

MAJOR POLICY CONSIDERATIONS BEING REQUESTED

The EMPG Program grant requires a dollar-for-dollar County match, which can be an in-kind match. The match for this budget is from Disaster Services Budget #023700, as an operating transfers in.

COUNTY OF INYO

BUD002A - BUDGET REQUESTS

RUNDATE: 06/30/2023 TODAY'S DATE: 08/31/2023

FOR FISCAL YEARS: 07/01/2021 - 06/30/24

	YTD ACTUALS 06/30/2022	BOARD APPROVED 06/30/2023	WORKING BUDGET 06/30/2023	YTD ACTUALS 06/30/2023	DEPT REQUESTED 06/30/2024	CAO RECOMM 06/30/2024	BOARD APPROVED 06/30/2024
BUDGET UNIT: 623822 EMERGENCY PREPAREDNESS 22-23							
FUND: 6890 EMERGENCY PREPAREDNESS FUND							
REVENUES:							
4498 - STATE GRANTS	\$0	\$128,753	\$128,753	\$0	\$56,738	\$56,738	\$0
AID FROM OTHER GOVT AGENCIES	\$0	\$128,753	\$128,753	\$0	\$56,738	\$56,738	\$0
4998 - OPERATING TRANSFERS IN	\$0	\$0	\$0	\$0	\$56,738	\$56,738	\$0
OTHER FINANCING SOURCES	\$0	\$0	\$0	\$0	\$56,738	\$56,738	\$0
TOTAL REVENUES:	<u>\$0</u>	<u>\$128,753</u>	<u>\$128,753</u>	<u>\$0</u>	<u>\$113,476</u>	<u>\$113,476</u>	<u>\$0</u>
EXPENSES:							
5001 - SALARIED EMPLOYEES	\$0	\$41,760	\$41,260	\$42,075	\$0	\$0	\$0
5004 - STANDBY TIME	\$0	\$0	\$500	\$390	\$0	\$0	\$0
5021 - RETIREMENT & SOCIAL SECURITY	\$0	\$3,231	\$3,231	\$3,135	\$0	\$0	\$0
5022 - PERS RETIREMENT	\$0	\$3,822	\$3,822	\$3,793	\$0	\$0	\$0
5024 - RETIREMENT-UNFUNDED LIAB	\$0	\$6,687	\$6,687	\$6,687	\$0	\$0	\$0
5031 - MEDICAL INSURANCE	\$0	\$9,840	\$9,840	\$7,900	\$0	\$0	\$0
5032 - DISABILITY INSURANCE	\$0	\$460	\$460	\$377	\$0	\$0	\$0
SALARIES & BENEFITS	\$0	\$65,800	\$65,800	\$64,358	\$0	\$0	\$0
5263 - ADVERTISING	\$0	\$0	\$0	\$0	\$7,000	\$7,000	\$0
5265 - PROFESSIONAL & SPECIAL SERVICE	\$0	\$31,599	\$31,599	\$0	\$42,718	\$42,718	\$0
5311 - GENERAL OPERATING EXPENSE	\$0	\$13,753	\$13,753	\$3,371	\$53,458	\$53,458	\$0
5331 - TRAVEL EXPENSE	\$0	\$3,000	\$3,000	\$1,654	\$10,300	\$10,300	\$0
SERVICES & SUPPLIES	\$0	\$48,352	\$48,352	\$5,025	\$113,476	\$113,476	\$0
5152 - WORKERS COMPENSATION	\$0	\$752	\$752	\$752	\$0	\$0	\$0
5155 - PUBLIC LIABILITY INSURANCE	\$0	\$1,202	\$1,202	\$1,202	\$0	\$0	\$0
5315 - COUNTY COST PLAN	\$0	\$2,647	\$2,647	\$2,647	\$0	\$0	\$0
5333 - MOTOR POOL	\$0	\$10,000	\$10,000	\$4,479	\$0	\$0	\$0
INTERNAL CHARGES	\$0	\$14,601	\$14,601	\$9,080	\$0	\$0	\$0
TOTAL EXPENSES:	<u>\$0</u>	<u>\$128,753</u>	<u>\$128,753</u>	<u>\$78,464</u>	<u>\$113,476</u>	<u>\$113,476</u>	<u>\$0</u>
BUDGET UNIT: 623822 EMERGENCY PREPAREDNESS 22-23	\$0	\$0	\$0	(\$78,464)	\$0	\$0	\$0

EMERGENCY PREPAREDNESS 23-24

623823

DEPARTMENTAL FUNCTIONS

This budget is for the disbursement of 2023 Emergency Management Performance Grant (EMPG) Program funds. The EMPG Program is to provide Federal Funds, passed down through the State, to assist local governments in preparing for all hazards. EMPG Program funds must be used to support activities that contribute to the Operation Area's Capability to prevent, prepare for, mitigate against, respond to, and recover from emergencies and disasters, whether natural or man-made. A large portion of the EMPG budget supports the Emergency Services Manager (ESM) position for the County of Inyo. The ESM directs and coordinates all aspects of the day-to-day activities of the County's Office of Emergency Services including planning, training, education, intra-County and inter-agency communications, and developing, implementing and updating plans, reports, and policies to ensure the Inyo Operational Area has, to the extent practicable, planned and is prepared to mitigate and respond to natural and man made disasters in a manner that minimizes threats to life and property and facilitates recovery. The ESM serves as the liaison for communications between the County Office of Emergency Services and the California Office of Emergency Services (CalOES) as well as County departments and local, state and federal agencies that the County relies on to coordinate disaster planning, preparedness, response, and recovery operations.

MAJOR ACCOMPLISHMENTS IN FISCAL YEAR 2022-2023

- This is a new budget for FY23/24

GOALS FOR FISCAL YEAR 2023-2024

- Coordinate with Information Services to purchase FirstNet to provide backup cellular connectivity during a disaster
- Purchase EOC supplies and equipment, to be able to set up a mobile EOC
- Continue improving outreach to the public, including participation in community fairs and developing a curriculum for local schools

DEPARTMENTAL BUDGET REQUEST FOR FISCAL YEAR 2023-2024

The Department's Fiscal Year 2023-2024 Requested Budget represents an overall increase of \$130,807 in expenditures, and an increase of \$130,807 in revenues, when compared to the Fiscal Year 2022-2023 Board Approved Budget. As a result, the Requested Net County Cost is increased by \$0.

Personnel Costs increased by \$67,658 compared to the Fiscal Year 2022-2023 Board Approved Budget, due to the 50% required matching funds being added into this budget, rather than tracked in a separate budget.

Revenues

4498 (STATE GRANTS) increased by \$1,027: Based on allocation by the state; **4998** (OPERATING TRANSFERS IN) increased by \$129,780: The 50% required matching funds are being added into this budget, rather than tracked in a separate budget.

Personnel

The Department's Requested Budget represents no change in the number of fulltime equivalent (FTE) positions that are supported by this budget.

The ESM will be funded 100% through this budget this fiscal year: 50% through grant funds (EMPG), and 50% through general fund (as an operating transfer in).

Services & Supplies

5263 (ADVERTISING) increased by \$5,000: The 50% required matching funds are being added into this budget, rather than tracked in a separate budget; **5265** (PROFESSIONAL & SPECIAL SERVICE) decreased by \$26,599: The EOP is finalized thus, consultant/contractor fees are not as high as they were last fiscal year; **5291** (OFFICE, SPACE & SITE RENTAL) increased by \$26,400: The 50% required matching funds are being added into this budget, rather than tracked in a separate budget; **5311** (GENERAL OPERATING EXPENSE) increased by \$11,510: The 50% required matching funds are being added into this budget, rather than tracked in a separate budget; **5331** (TRAVEL EXPENSE) increased by \$2,000: The 50% required matching funds are being added into this budget, rather than tracked in a separate budget; **5351** (UTILITIES) increased by \$400: The 50% required matching funds are being added into this budget, rather than tracked in a separate budget.

Support & Care of Persons

(There are no changes in this object category from the previous fiscal year.)

Fixed Assets

5650 (EQUIPMENT) increased by \$42,335: The 50% required matching funds are being added into this budget, rather than tracked in a separate budget.

FISCAL YEAR 2023-2024 REDUCTION IMPACTS TO BASE BUDGET

N/A

FISCAL YEAR 2023-2024 STATE/FEDERAL FUNDING SUMMARY

The Emergency Management Performance Grant is comprised of Federal Department of Homeland Security funding administered through the California Office of Emergency Services (CalOES). Inyo County's 2022 EMPG Grant Allocation was \$129,780. The allocation for Fiscal Year 2023 is not known at this time, but it is anticipated to be very close to the same allocation as last year. The Performance Period for this grant runs from July 1, 2023 through June 30, 2025.

FISCAL YEAR 2023-2024 REGULATORY COMPLIANCE SUMMARY

N/A

MAJOR POLICY CONSIDERATIONS BEING REQUESTED

The EMPG Program grant requires a dollar-for-dollar County match, which can be an in-kind match. The Disaster Services Budget #023700 and the General Relief Budget #010205 will provide the General Fund match for this grant.

COUNTY OF INYO

BUD002A - BUDGET REQUESTS

RUNDATE: 06/30/2023 TODAY'S DATE: 08/31/2023

FOR FISCAL YEARS: 07/01/2021 - 06/30/24

	YTD ACTUALS 06/30/2022	BOARD APPROVED 06/30/2023	WORKING BUDGET 06/30/2023	YTD ACTUALS 06/30/2023	DEPT REQUESTED 06/30/2024	CAO RECOMM 06/30/2024	BOARD APPROVED 06/30/2024
BUDGET UNIT: 623823 EMERGENCY PREPAREDNESS 23-24							
FUND: 6890 EMERGENCY PREPAREDNESS FUND							
REVENUES:							
4498 - STATE GRANTS	\$0	\$0	\$0	\$0	\$129,780	\$129,780	\$0
AID FROM OTHER GOVT AGENCIES	\$0	\$0	\$0	\$0	\$129,780	\$129,780	\$0
4998 - OPERATING TRANSFERS IN	\$0	\$0	\$0	\$0	\$129,780	\$129,780	\$0
OTHER FINANCING SOURCES	\$0	\$0	\$0	\$0	\$129,780	\$129,780	\$0
TOTAL REVENUES:	<u>\$0</u>	<u>\$0</u>	<u>\$0</u>	<u>\$0</u>	<u>\$259,560</u>	<u>\$259,560</u>	<u>\$0</u>
EXPENSES:							
5001 - SALARIED EMPLOYEES	\$0	\$0	\$0	\$0	\$91,302	\$91,302	\$0
5004 - STANDBY TIME	\$0	\$0	\$0	\$0	\$2,000	\$2,000	\$0
5021 - RETIREMENT & SOCIAL SECURITY	\$0	\$0	\$0	\$0	\$7,048	\$7,048	\$0
5022 - PERS RETIREMENT	\$0	\$0	\$0	\$0	\$9,058	\$9,058	\$0
5024 - RETIREMENT-UNFUNDED LIAB	\$0	\$0	\$0	\$0	\$7,055	\$7,055	\$0
5031 - MEDICAL INSURANCE	\$0	\$0	\$0	\$0	\$16,173	\$16,173	\$0
5032 - DISABILITY INSURANCE	\$0	\$0	\$0	\$0	\$822	\$822	\$0
SALARIES & BENEFITS	\$0	\$0	\$0	\$0	\$133,458	\$133,458	\$0
5263 - ADVERTISING	\$0	\$0	\$0	\$0	\$5,000	\$5,000	\$0
5265 - PROFESSIONAL & SPECIAL SERVICE	\$0	\$0	\$0	\$0	\$5,000	\$5,000	\$0
5291 - OFFICE, SPACE & SITE RENTAL	\$0	\$0	\$0	\$0	\$26,400	\$15,400	\$0
5311 - GENERAL OPERATING EXPENSE	\$0	\$0	\$0	\$0	\$25,263	\$25,263	\$0
5331 - TRAVEL EXPENSE	\$0	\$0	\$0	\$0	\$5,000	\$5,000	\$0
5351 - UTILITIES	\$0	\$0	\$0	\$0	\$400	\$400	\$0
SERVICES & SUPPLIES	\$0	\$0	\$0	\$0	\$67,063	\$56,063	\$0
5121 - INTERNAL CHARGES	\$0	\$0	\$0	\$0	\$794	\$794	\$0
5123 - TECH REFRESH EXPENSE	\$0	\$0	\$0	\$0	\$2,239	\$2,239	\$0
5129 - INTERNAL COPY CHARGES (NON-IS)	\$0	\$0	\$0	\$0	\$500	\$500	\$0
5152 - WORKERS COMPENSATION	\$0	\$0	\$0	\$0	\$1,081	\$1,081	\$0
5155 - PUBLIC LIABILITY INSURANCE	\$0	\$0	\$0	\$0	\$2,087	\$2,087	\$0
5315 - COUNTY COST PLAN	\$0	\$0	\$0	\$0	\$3	\$3	\$0
5333 - MOTOR POOL	\$0	\$0	\$0	\$0	\$10,000	\$10,000	\$0

COUNTY OF INYO

BUD002A - BUDGET REQUESTS

RUNDATE: 06/30/2023 TODAY'S DATE: 08/31/2023

FOR FISCAL YEARS: 07/01/2021 - 06/30/24

	YTD ACTUALS 06/30/2022	BOARD APPROVED 06/30/2023	WORKING BUDGET 06/30/2023	YTD ACTUALS 06/30/2023	DEPT REQUESTED 06/30/2024	CAO RECOMM 06/30/2024	BOARD APPROVED 06/30/2024
INTERNAL CHARGES	\$0	\$0	\$0	\$0	\$16,704	\$16,704	\$0
5650 - EQUIPMENT	\$0	\$0	\$0	\$0	\$42,335	\$42,335	\$0
FIXED ASSETS	\$0	\$0	\$0	\$0	\$42,335	\$42,335	\$0
5801 - OPERATING TRANSFERS OUT	\$0	\$0	\$0	\$0	\$0	\$11,000	\$0
OTHER FINANCING USES	\$0	\$0	\$0	\$0	\$0	\$11,000	\$0
TOTAL EXPENSES:	<u>\$0</u>	<u>\$0</u>	<u>\$0</u>	<u>\$0</u>	<u>\$259,560</u>	<u>\$259,560</u>	<u>\$0</u>
BUDGET UNIT: 623823 EMERGENCY PREPAREDNESS 23-24	\$0	\$0	\$0	\$0	\$0	\$0	\$0

COUNTY OF INYO

BUD002A - BUDGET REQUESTS

RUNDATE: 06/30/2023 TODAY'S DATE: 08/31/2023

FOR FISCAL YEARS: 07/01/2021 - 06/30/24

	YTD ACTUALS 06/30/2022	BOARD APPROVED 06/30/2023	WORKING BUDGET 06/30/2023	YTD ACTUALS 06/30/2023	DEPT REQUESTED 06/30/2024	CAO RECOMM 06/30/2024	BOARD APPROVED 06/30/2024
BUDGET UNIT: 011404 EMS-EMERGENCY MED SERICES							
FUND: 0001 GENERAL FUND							
EXPENSES:							
5265 - PROFESSIONAL & SPECIAL SERVICE	\$0	\$0	\$0	\$0	\$0	\$40,000	\$0
SERVICES & SUPPLIES	\$0	\$0	\$0	\$0	\$0	\$40,000	\$0
5539 - OTHER AGENCY CONTRIBUTIONS	\$0	\$0	\$0	\$0	\$0	\$150,000	\$0
OTHER CHARGES	\$0	\$0	\$0	\$0	\$0	\$150,000	\$0
TOTAL EXPENSES:	<u>\$0</u>	<u>\$0</u>	<u>\$0</u>	<u>\$0</u>	<u>\$0</u>	<u>\$190,000</u>	<u>\$0</u>
BUDGET UNIT: 011404 EMS-EMERGENCY MED SERICES	\$0	\$0	\$0	\$0	\$0	(\$190,000)	\$0

ESCOG-OPERATING 011403

DEPARTMENTAL FUNCTIONS

The Eastern Sierra Council of Governments (ESCOG) is a Joint Powers Authority (JPA) agency made up of the following member agencies: City of Bishop, the Town of Mammoth Lakes, Inyo County, and Mono County.

The ESCOG coordinates regional planning and economic development efforts throughout the Eastern Sierra, working cooperatively with local, state and federal partners to support community development, economic diversification, sustainable recreation, ecosystem management and climate resiliency for a more prosperous, sustainable, and resilient region.

The ESCOG is empowered to work across jurisdictional boundaries by the Sustainable Recreation and Ecosystem Management Program, the Community Economic Resiliency Fund Pilot Program and the Inyo Mono Broadband Consortium Program, which were adopted by the resolution of all four member agencies.

Inyo County provides administrative staff for the ESCOG through the Executive Director of Regional Coordination housed within the Administration Department.

MAJOR ACCOMPLISHMENTS IN FISCAL YEAR 2022-2023

- Grant administration for the Eastern Sierra Pace and Scale Accelerator, which will support landscape restoration projects, build third-party National Environmental Policy Act (NEPA) capacity in partnership with the Inyo National Forest, and support workforce development opportunities for the implementation of the Eastern Sierra Climate and Communities Resiliency Project. This project will help build regional capacity for wildfire resiliency project throughout the Eastern Sierra, with the goal to provide capacity for third party environmental review analysis for wildfire mitigation and sustainable recreation projects on public lands.
- Initiated the Buttermilk Infrastructure and Recreation Planning Initiative (BIRPI), which will provide infrastructure improvements in the Buttermilk recreation area (toilets) and conceptual recreation planning for the international global recreation destination. The BIRPI will convene land managers, tribes, user groups, and other stakeholders to inform long-range planning and stewardship of this important recreation destination in the Bishop area.
- Initiated the Towns-to-Trails Plan, which will identify the existing infrastructure (and gaps) to create a regional trail alignment linking Eastern Sierra communities and recreation destinations.
- Participation in and coordination of a regional Comprehensive Economic Development Strategy (CEDS), which can be leveraged by all jurisdictions to obtain Economic Development Administration (EDA) funding in the future. The ESCOG is currently intended to serve as the lead agency to submit and complete mandated updates on behalf of the four members agencies and Alpine County.
- Served as the coordinator for Inyo, Mono and Alpine Counties for outreach and development of the Community Economic Resiliency Fund (CERF) Plan, which will strengthen regional partnerships, identify and prioritize economic development strategies and infrastructure, establish a foundation for future funding opportunities, and communicate the unique needs of Eastern Sierra communities to the State.

GOALS FOR FISCAL YEAR 2023-2024

- Continue NEPA analysis for the Eastern Sierra Climate and Communities Resiliency Project and identify fire resiliency project priorities for future implementation in Inyo and Mono Counties in partnership with the Inyo/Mono Wildfire Coordinators, Inyo National Forest, Bureau of Land Management, CalFire, and LADWP.
- Continue implementation of the BIRPI project, including conducting public outreach, identifying key issues and potential mitigations and working with land managers to develop recommendations for long-range recreation management. The toilet infrastructure will be installed when repairs to Buttermilk Road from the 2022-2023 winter storm damage are completed.
- Continue mapping of existing infrastructure and public outreach for the Towns-to-Trails plan in partnership with land management agencies.
- Administer submission of the CEDS to the EDA on behalf of the Eastern Sierra.
- Conduct public outreach throughout the tri-county region, assist with data preparation and project identification, and staff the High Road Transition Committee for the CERF process.

DEPARTMENTAL BUDGET REQUEST FOR FISCAL YEAR 2023-2024

The Department's Fiscal Year 2023-2024 Requested Budget represents an overall increase of \$115,000 in expenditures, and an increase of \$90,000 in revenues, when compared to the Fiscal Year 2022-2023 Board Approved Budget. As a result, the Requested Net County Cost is increased by \$25,000.

Personnel Costs increased by \$109,564 compared to the Fiscal Year 2022-2023 Board Approved Budget, due to new budget created last year - this represents a full year of salaries and benefits for the ESCOG Executive Director.

Revenues

4599 (OTHER AGENCIES) increased by \$90,000: represents the actual revenue to be received this fiscal year.

Personnel

The Department's Requested Budget represents no change in the number of fulltime equivalent (FTE) positions that are supported by this budget.

There is one FTE budgeted in this budget unit.

Services & Supplies

5311 (GENERAL OPERATING EXPENSE) increased by \$1,866: supplies.

Support & Care of Persons

(There are no changes in this object category from the previous fiscal year.)

Fixed Assets

(There are no changes in this object category from the previous fiscal year.)

FISCAL YEAR 2023-2024 REDUCTION IMPACTS TO BASE BUDGET

Not Applicable

FISCAL YEAR 2023-2024 STATE/FEDERAL FUNDING SUMMARY

Not Applicable

FISCAL YEAR 2023-2024 REGULATORY COMPLIANCE SUMMARY

Not Applicable

MAJOR POLICY CONSIDERATIONS BEING REQUESTED

Not Applicable

COUNTY OF INYO

BUD002A - BUDGET REQUESTS

RUNDATE: 06/30/2023 TODAY'S DATE: 08/31/2023

FOR FISCAL YEARS: 07/01/2021 - 06/30/24

	YTD ACTUALS 06/30/2022	BOARD APPROVED 06/30/2023	WORKING BUDGET 06/30/2023	YTD ACTUALS 06/30/2023	DEPT REQUESTED 06/30/2024	CAO RECOMM 06/30/2024	BOARD APPROVED 06/30/2024
BUDGET UNIT: 011403 ESCOG-OPERATING							
FUND: 0001 GENERAL FUND							
REVENUES:							
4599 - OTHER AGENCIES	\$0	\$0	\$59,225	\$34,387	\$90,000	\$90,000	\$0
AID FROM OTHER GOVT AGENCIES	\$0	\$0	\$59,225	\$34,387	\$90,000	\$90,000	\$0
TOTAL REVENUES:	\$0	\$0	\$59,225	\$34,387	\$90,000	\$90,000	\$0
EXPENSES:							
5001 - SALARIED EMPLOYEES	\$0	\$0	\$32,000	\$26,136	\$85,093	\$85,093	\$0
5021 - RETIREMENT & SOCIAL SECURITY	\$0	\$0	\$2,750	\$2,201	\$7,128	\$7,128	\$0
5022 - PERS RETIREMENT	\$0	\$0	\$3,000	\$2,199	\$8,442	\$8,442	\$0
5031 - MEDICAL INSURANCE	\$0	\$0	\$3,250	\$316	\$830	\$830	\$0
5032 - DISABILITY INSURANCE	\$0	\$0	\$500	\$239	\$831	\$831	\$0
5043 - OTHER BENEFITS	\$0	\$0	\$3,000	\$2,409	\$7,240	\$7,240	\$0
SALARIES & BENEFITS	\$0	\$0	\$44,500	\$33,501	\$109,564	\$109,564	\$0
5122 - CELL PHONES	\$0	\$0	\$1,000	\$267	\$0	\$0	\$0
5232 - OFFICE & OTHER EQUIP < \$5,000	\$0	\$0	\$4,000	\$0	\$0	\$0	\$0
5311 - GENERAL OPERATING EXPENSE	\$0	\$0	\$1,000	\$490	\$1,866	\$1,866	\$0
5331 - TRAVEL EXPENSE	\$0	\$0	\$1,000	\$0	\$0	\$0	\$0
SERVICES & SUPPLIES	\$0	\$0	\$7,000	\$757	\$1,866	\$1,866	\$0
5123 - TECH REFRESH EXPENSE	\$0	\$0	\$0	\$0	\$1,120	\$1,120	\$0
5129 - INTERNAL COPY CHARGES (NON-IS)	\$0	\$0	\$0	\$37	\$1,000	\$1,000	\$0
5152 - WORKERS COMPENSATION	\$0	\$0	\$0	\$0	\$495	\$495	\$0
5155 - PUBLIC LIABILITY INSURANCE	\$0	\$0	\$0	\$0	\$955	\$955	\$0
5315 - COUNTY COST PLAN	\$0	\$0	\$7,725	\$0	\$0	\$0	\$0
5333 - MOTOR POOL	\$0	\$0	\$0	\$132	\$0	\$0	\$0
INTERNAL CHARGES	\$0	\$0	\$7,725	\$170	\$3,570	\$3,570	\$0
TOTAL EXPENSES:	\$0	\$0	\$59,225	\$34,429	\$115,000	\$115,000	\$0
BUDGET UNIT: 011403 ESCOG-OPERATING	\$0	\$0	\$0	(\$41)	(\$25,000)	(\$25,000)	\$0

FISH & GAME

024200

DEPARTMENTAL FUNCTIONS

California statute provides that county governments have authority over the expenditures of one-half of the fines assessed in the county for infractions against Fish and Game Codes. This budget is used to track the revenues and expenditures of these funds paid to Inyo County. Expenditures, aside from those paid to cover the services of the Fish and Game Commission secretary, are recommended for approval through a vote for the Fish and Game Commission and either approved or denied by the Inyo County Board of Supervisors.

MAJOR ACCOMPLISHMENTS IN FISCAL YEAR 2022-2023

- Supported a \$1,500 expenditure to the Bishop Chamber of Commerce and Visitors Center to partially fund the new Inyo County Fishing Map.
- Supported the efforts of the Inyo County Fish and Wildlife Commission to stay informed and keep the Board of Supervisors informed on the latest developments, research, and projects of importance to Inyo County.

GOALS FOR FISCAL YEAR 2023-2024

- Entertain future requests that could pertain to supplemental fish planting in Inyo County
- Continue to monitor legislation and other policy/issues likely to affect fishing and hunting activities in Inyo County, and to support the Advisory Commission's lobbying efforts where appropriate
- Identify opportunities to partner with other groups and agencies to maximize dollars and fully leverage promotional opportunities
- Continue to work with the CA Department of Fish and Wildlife to ensure that safe fishing opportunities are available to the public during the high flow and swift water snow melt as a result of one of the largest snowpacks on record for the Eastern Sierra
- Continue to work with local organizations on developing a "Wildlife Crossing Project" for US 395 through Inyo and Mono Counties

DEPARTMENTAL BUDGET REQUEST FOR FISCAL YEAR 2023-2024

The Department's Fiscal Year 2023-2024 Requested Budget represents an overall decrease of \$1,940 in expenditures, and a decrease of \$1,000 in revenues, when compared to the Fiscal Year 2022-2023 Board Approved Budget. As a result, the Requested Net County Cost is decreased by \$940.

Personnel Costs did not change compared to the Fiscal Year 2022-2023 Board Approved Budget.

Revenues

4213 (FISH & GAME FINES) decreased by \$1,000: based on actuals for the past two years.

Personnel

The Department's Requested Budget represents no change in the number of fulltime equivalent (FTE) positions that are supported by this budget.

Administration of this budget is provided by staff funded in the CAO - General budget.

Services & Supplies

5311 (GENERAL OPERATING EXPENSE) decreased by \$1,940: based on actuals for past five years.

Support & Care of Persons

(There are no changes in this object category from the previous fiscal year.)

Fixed Assets

(There are no changes in this object category from the previous fiscal year.)

FISCAL YEAR 2023-2024 REDUCTION IMPACTS TO BASE BUDGET

Not Applicable

FISCAL YEAR 2023-2024 STATE/FEDERAL FUNDING SUMMARY

The revenue for this budget is derived from the County's portion of legal fines assessed in Inyo County for violation of California Fish and Game codes.

FISCAL YEAR 2023-2024 REGULATORY COMPLIANCE SUMMARY

Not Applicable

MAJOR POLICY CONSIDERATIONS BEING REQUESTED

Not Applicable

COUNTY OF INYO

BUD002A - BUDGET REQUESTS

RUNDATE: 06/30/2023 TODAY'S DATE: 08/31/2023

FOR FISCAL YEARS: 07/01/2021 - 06/30/24

	YTD ACTUALS 06/30/2022	BOARD APPROVED 06/30/2023	WORKING BUDGET 06/30/2023	YTD ACTUALS 06/30/2023	DEPT REQUESTED 06/30/2024	CAO RECOMM 06/30/2024	BOARD APPROVED 06/30/2024
BUDGET UNIT: 024200 FISH & GAME							
FUND: 0008 FISH & GAME							
REVENUES:							
4213 - FISH & GAME FINES	\$4,985	\$6,000	\$6,000	\$5,366	\$5,000	\$5,000	\$0
FINES & FORFEITURES	\$4,985	\$6,000	\$6,000	\$5,366	\$5,000	\$5,000	\$0
TOTAL REVENUES:	\$4,985	\$6,000	\$6,000	\$5,366	\$5,000	\$5,000	\$0
EXPENSES:							
5265 - PROFESSIONAL & SPECIAL SERVICE	\$2,400	\$2,400	\$2,400	\$2,426	\$2,400	\$2,400	\$0
5311 - GENERAL OPERATING EXPENSE	\$1,000	\$6,940	\$6,940	\$5,034	\$5,000	\$5,000	\$0
5331 - TRAVEL EXPENSE	\$204	\$360	\$360	\$206	\$360	\$360	\$0
SERVICES & SUPPLIES	\$3,604	\$9,700	\$9,700	\$7,667	\$7,760	\$7,760	\$0
TOTAL EXPENSES:	\$3,604	\$9,700	\$9,700	\$7,667	\$7,760	\$7,760	\$0
BUDGET UNIT: 024200 FISH & GAME	\$1,380	(\$3,700)	(\$3,700)	(\$2,300)	(\$2,760)	(\$2,760)	\$0

CAO-GENERAL RELIEF FUND

010205

DEPARTMENTAL FUNCTIONS

This is a Non-General Fund budget that is administered through the County Administrator's Office. The purpose of this budget is to provide some emergency "back-up" funding, albeit limited and very likely insufficient, to enhance the County's ability to respond and plan for emergencies. Typically, the various budgets of departments responding to emergencies (e.g., Sheriff, Health and Human Services, Public Works, Roads, etc.) are robust and flexible enough to allow an individual department to make any expenditure necessary to respond to the emergency and, hopefully, if necessary, seek reimbursement later on (if available from state or federal resources). This budget also provides a limited source of funding in situations where a department (due to the nearing end of the fiscal year or other reasons) may not have the appropriation authority necessary to respond to a particular emergency need. It also provides some support for special emergency services related grant projects that may require an unsubstantial amount of local match funds. The General Relief Fund was established with reimbursements the County received for expenditures undertaken in responding to emergencies occurring in past years that were not necessary to maintain budget solvency in the budgets from which expenditures originally occurred. Rather than let this non-reoccurring revenue fall to Fund Balance in the General Fund, the money has been placed in the General Relief Fund.

MAJOR ACCOMPLISHMENTS IN FISCAL YEAR 2022-2023

- Purchased backup batteries for the Sheriff's Department for the main hub and dispatch center

GOALS FOR FISCAL YEAR 2023-2024

- Finalize the purchase of backup mobile generators for critical and in-need facilities

DEPARTMENTAL BUDGET REQUEST FOR FISCAL YEAR 2023-2024

The Department's Fiscal Year 2023-2024 Requested Budget represents an overall decrease of \$107,351 in expenditures, and a decrease of \$15,672 in revenues, when compared to the Fiscal Year 2022-2023 Board Approved Budget. As a result, the Requested Net County Cost is decreased by \$91,679.

Personnel Costs did not change compared to the Fiscal Year 2022-2023 Board Approved Budget.

Revenues

4499 (STATE OTHER) decreased by \$15,672: based on actual amount available.

Personnel

The Department's Requested Budget represents no change in the number of fulltime equivalent (FTE) positions that are supported by this budget.

Administration of this budget is provided by staff funded in the CAO-General budget.

Services & Supplies

5263 (ADVERTISING) increased by \$3,000: based on actual needs for this fiscal year; **5265** (PROFESSIONAL & SPECIAL SERVICE) decreased by \$30,000: based on actuals; **5311** (GENERAL OPERATING EXPENSE) decreased by \$45,433: based on actuals.

Support & Care of Persons

(There are no changes in this object category from the previous fiscal year.)

Fixed Assets

5650 (EQUIPMENT) increased by \$27,582: based on actual amount needed.

FISCAL YEAR 2023-2024 REDUCTION IMPACTS TO BASE BUDGET

Not Applicable

FISCAL YEAR 2023-2024 STATE/FEDERAL FUNDING SUMMARY

Not Applicable

FISCAL YEAR 2023-2024 REGULATORY COMPLIANCE SUMMARY

Not Applicable

MAJOR POLICY CONSIDERATIONS BEING REQUESTED

Not Applicable

COUNTY OF INYO

BUD002A - BUDGET REQUESTS

RUNDATE: 06/30/2023 TODAY'S DATE: 08/31/2023

FOR FISCAL YEARS: 07/01/2021 - 06/30/24

	YTD ACTUALS 06/30/2022	BOARD APPROVED 06/30/2023	WORKING BUDGET 06/30/2023	YTD ACTUALS 06/30/2023	DEPT REQUESTED 06/30/2024	CAO RECOMM 06/30/2024	BOARD APPROVED 06/30/2024
BUDGET UNIT: 010205 CAO-GENERAL RELIEF FUND							
FUND: 0035 CAO-GENERAL RELIEF FUND							
REVENUES:							
4499 - STATE OTHER	\$0	\$55,433	\$55,433	\$35,036	\$39,761	\$39,761	\$0
AID FROM OTHER GOVT AGENCIES	\$0	\$55,433	\$55,433	\$35,036	\$39,761	\$39,761	\$0
4998 - OPERATING TRANSFERS IN	\$3,756	\$0	\$0	\$0	\$0	\$0	\$0
OTHER FINANCING SOURCES	\$3,756	\$0	\$0	\$0	\$0	\$0	\$0
TOTAL REVENUES:	<u>\$3,756</u>	<u>\$55,433</u>	<u>\$55,433</u>	<u>\$35,036</u>	<u>\$39,761</u>	<u>\$39,761</u>	<u>\$0</u>
EXPENSES:							
5263 - ADVERTISING	\$0	\$2,000	\$10,000	\$1,375	\$5,000	\$5,000	\$0
5265 - PROFESSIONAL & SPECIAL SERVICE	\$7,689	\$100,000	\$91,445	\$0	\$70,000	\$70,000	\$0
5291 - OFFICE, SPACE & SITE RENTAL	\$0	\$0	\$24,000	\$24,000	\$0	\$0	\$0
5311 - GENERAL OPERATING EXPENSE	\$3,811	\$55,433	\$15,682	\$439	\$10,000	\$10,000	\$0
SERVICES & SUPPLIES	\$11,500	\$157,433	\$141,127	\$25,814	\$85,000	\$85,000	\$0
5650 - EQUIPMENT	\$17,407	\$25,000	\$64,751	\$55,387	\$52,582	\$52,582	\$0
FIXED ASSETS	\$17,407	\$25,000	\$64,751	\$55,387	\$52,582	\$52,582	\$0
5801 - OPERATING TRANSFERS OUT	\$161	\$100,000	\$100,000	\$3	\$37,500	\$37,500	\$0
OTHER FINANCING USES	\$161	\$100,000	\$100,000	\$3	\$37,500	\$37,500	\$0
TOTAL EXPENSES:	<u>\$29,070</u>	<u>\$282,433</u>	<u>\$305,878</u>	<u>\$81,204</u>	<u>\$175,082</u>	<u>\$175,082</u>	<u>\$0</u>
BUDGET UNIT: 010205 CAO-GENERAL RELIEF FUND	(\$25,314)	(\$227,000)	(\$250,445)	(\$46,168)	(\$135,321)	(\$135,321)	\$0

GRANTS IN SUPPORT

011402

DEPARTMENTAL FUNCTIONS

This budget provides funding for the County of Inyo's Grants-In-Support (GIS) Program. Under the direction of the Board of Supervisors, the GIS Program recognizes that social, cultural, recreational, and performing arts organizations, as well as area services agencies, make significant contributions to the overall quality of life in Inyo County and seeks to provide funding to assist in supporting their missions.

The GIS Program resides in the County's General Fund. However, in 2006-2007 and 2007-2008 fiscal years the County received Indian Gaming Special Distribution Fund monies that were utilized on the GIS program. This source of non-General Fund program support became unavailable beginning in Fiscal Year 2008-2009. As a result, if your Board approves the GIS Program funding for Fiscal Year 2023-2024, it will once again be funded entirely from the County's General Fund.

MAJOR ACCOMPLISHMENTS IN FISCAL YEAR 2022-2023

- Prepared and administered GIS agreements with the County's long-term GIS partners, making more than \$119,000 available to several local non-profits to support the organizations in providing public service.
- Provided \$3,000 to the Southern Inyo Fire Protection District to help sustain operation of the Tecopa Water Kiosk - critical infrastructure for the residents of that area.
- Collected and distributed semi-annual and annual progress reports to the Board from our GIS partners.

GOALS FOR FISCAL YEAR 2023-2024

- Continue to try to identify a level of funding, commensurate with the County's fiscal means, to continue supporting the County's long-term GIS partners.
- Continue providing funding to the Southern Inyo Fire Protection District to help sustain operation of the Tecopa Water Kiosk.
- Prepare and administer GIS agreements with the County's long-term GIS partners at the same funding levels as FY 2022-2023.

DEPARTMENTAL BUDGET REQUEST FOR FISCAL YEAR 2023-2024

The Department's Fiscal Year 2023-2024 Requested Budget represents an overall increase of \$0 in expenditures, and an increase of \$0 in revenues, when compared to the Fiscal Year 2022-2023 Board Approved Budget. As a result, the Requested Net County Cost is increased by \$0.

Personnel Costs did not change compared to the Fiscal Year 2022-2023 Board Approved Budget.

Revenues

(There are no changes in this object category from the previous fiscal year.)

Personnel

The Department's Requested Budget represents no change in the number of fulltime equivalent (FTE) positions that are supported by this budget.

There are no personnel costs in this budget. Administration of GIS contracts is provided by staff funded in the CAO - General Budget.

Services & Supplies

(There are no changes in this object category from the previous fiscal year.)

Support & Care of Persons

(There are no changes in this object category from the previous fiscal year.)

Fixed Assets

(There are no changes in this object category from the previous fiscal year.)

FISCAL YEAR 2023-2024 REDUCTION IMPACTS TO BASE BUDGET

The GIS Program is not a mandated program.

FISCAL YEAR 2023-2024 STATE/FEDERAL FUNDING SUMMARY

Not Applicable

FISCAL YEAR 2023-2024 REGULATORY COMPLIANCE SUMMARY

Not Applicable

MAJOR POLICY CONSIDERATIONS BEING REQUESTED

Appropriation of these General Fund monies is completely discretionary.

COUNTY OF INYO

BUD002A - BUDGET REQUESTS

RUNDATE: 06/30/2023 TODAY'S DATE: 08/31/2023

FOR FISCAL YEARS: 07/01/2021 - 06/30/24

	YTD ACTUALS 06/30/2022	BOARD APPROVED 06/30/2023	WORKING BUDGET 06/30/2023	YTD ACTUALS 06/30/2023	DEPT REQUESTED 06/30/2024	CAO RECOMM 06/30/2024	BOARD APPROVED 06/30/2024
BUDGET UNIT: 011402 GRANTS IN SUPPORT							
FUND: 0001 GENERAL FUND							
REVENUES:							
TOTAL REVENUES:	\$0	\$0	\$0	\$0	\$0	\$0	\$0
EXPENSES:							
5265 - PROFESSIONAL & SPECIAL SERVICE	\$0	\$3,000	\$3,000	\$0	\$3,000	\$3,000	\$0
SERVICES & SUPPLIES	\$0	\$3,000	\$3,000	\$0	\$3,000	\$3,000	\$0
5516 - COMM CONN FOR CHILD CARE	\$5,291	\$10,000	\$10,000	\$7,063	\$10,000	\$10,000	\$0
5520 - INYO ARTS COUNCIL CONTRIBUTION	\$39,129	\$40,000	\$40,000	\$40,000	\$40,000	\$40,000	\$0
5521 - LAWS RR MUSEUM CONTRIBUTION	\$25,807	\$26,000	\$26,000	\$26,000	\$26,000	\$50,000	\$0
5523 - WILD IRIS CONTRIBUTION	\$0	\$15,000	\$29,864	\$14,011	\$15,000	\$15,000	\$0
5531 - CALIFORNIA INDIAN LEGAL SERVIC	\$8,000	\$8,000	\$8,000	\$8,000	\$8,000	\$8,000	\$0
5533 - EAST SIERRA AVALANCHE SOCIETY	\$5,000	\$5,000	\$5,000	\$5,000	\$5,000	\$5,000	\$0
5537 - MT. WHITNEY FISH HATCHERY	\$10,000	\$10,000	\$10,000	\$10,000	\$10,000	\$10,000	\$0
5539 - OTHER AGENCY CONTRIBUTIONS	\$0	\$5,000	\$5,000	\$5,000	\$5,000	\$5,000	\$0
OTHER CHARGES	\$93,227	\$119,000	\$133,864	\$115,075	\$119,000	\$143,000	\$0
TOTAL EXPENSES:	\$93,227	\$122,000	\$136,864	\$115,075	\$122,000	\$146,000	\$0
BUDGET UNIT: 011402 GRANTS IN SUPPORT	(\$93,227)	(\$122,000)	(\$136,864)	(\$115,075)	(\$122,000)	(\$146,000)	\$0

GREAT BASIN APC GRANT 610189

DEPARTMENTAL FUNCTIONS

Great Basin Unified Air Pollutions Control District allocated \$820,063 for Clean Air Projects Program (CAPP II) contracts. The funding was originally slated to be expended by June 30, 2023, however an extension through June 30, 2024 was requested and approved. This budget allows for the expenditure of this grant.

MAJOR ACCOMPLISHMENTS IN FISCAL YEAR 2022-2023

- Solar panel for Lone Pine Landfill is expected to be complete soon
- Movement with the Courthouse HVAC and Roof Project is underway

GOALS FOR FISCAL YEAR 2023-2024

- Finalize all projects

DEPARTMENTAL BUDGET REQUEST FOR FISCAL YEAR 2023-2024

The Department's Fiscal Year 2023-2024 Requested Budget represents an overall decrease of \$92,871 in expenditures, and an increase of \$0 in revenues, when compared to the Fiscal Year 2022-2023 Board Approved Budget. As a result, the Requested Net County Cost is decreased by \$92,871.

Personnel Costs did not change compared to the Fiscal Year 2022-2023 Board Approved Budget.

Revenues

(There are no changes in this object category from the previous fiscal year.)

Personnel

The Department's Requested Budget represents no change in the number of fulltime equivalent (FTE) positions that are supported by this budget.

There are no personnel in this budget. Administration of this grant is provided by the staff in the CAO Budget.

Services & Supplies

(There are no changes in this object category from the previous fiscal year.)

Support & Care of Persons

(There are no changes in this object category from the previous fiscal year.)

Fixed Assets

(There are no changes in this object category from the previous fiscal year.)

FISCAL YEAR 2023-2024 REDUCTION IMPACTS TO BASE BUDGET

Projects that are identified for this funding might not otherwise be possible, or would need to be considered at the expense of other projects funded elsewhere in the County Budget.

FISCAL YEAR 2023-2024 STATE/FEDERAL FUNDING SUMMARY

Not Applicable

FISCAL YEAR 2023-2024 REGULATORY COMPLIANCE SUMMARY

Not Applicable

MAJOR POLICY CONSIDERATIONS BEING REQUESTED

Not Applicable

COUNTY OF INYO

BUD002A - BUDGET REQUESTS

RUNDATE: 06/30/2023 TODAY'S DATE: 08/31/2023

FOR FISCAL YEARS: 07/01/2021 - 06/30/24

	YTD ACTUALS 06/30/2022	BOARD APPROVED 06/30/2023	WORKING BUDGET 06/30/2023	YTD ACTUALS 06/30/2023	DEPT REQUESTED 06/30/2024	CAO RECOMM 06/30/2024	BOARD APPROVED 06/30/2024
BUDGET UNIT: 610189 GREAT BASIN APC GRANT							
FUND: 6000 GREAT BASIN APC GRANT							
REVENUES:							
4301 - INTEREST FROM TREASURY	\$1,910	\$0	\$0	\$8,234	\$0	\$0	\$0
REV USE OF MONEY & PROPERTY	\$1,910	\$0	\$0	\$8,234	\$0	\$0	\$0
4599 - OTHER AGENCIES	\$820,063	\$0	\$0	\$0	\$0	\$0	\$0
AID FROM OTHER GOVT AGENCIES	\$820,063	\$0	\$0	\$0	\$0	\$0	\$0
TOTAL REVENUES:	<u>\$821,973</u>	<u>\$0</u>	<u>\$0</u>	<u>\$8,234</u>	<u>\$0</u>	<u>\$0</u>	<u>\$0</u>
EXPENSES:							
5265 - PROFESSIONAL & SPECIAL SERVICE	\$54,600	\$0	\$0	\$0	\$0	\$0	\$0
SERVICES & SUPPLIES	\$54,600	\$0	\$0	\$0	\$0	\$0	\$0
5801 - OPERATING TRANSFERS OUT	\$0	\$768,030	\$768,030	\$90,304	\$675,159	\$675,159	\$0
OTHER FINANCING USES	\$0	\$768,030	\$768,030	\$90,304	\$675,159	\$675,159	\$0
TOTAL EXPENSES:	<u>\$54,600</u>	<u>\$768,030</u>	<u>\$768,030</u>	<u>\$90,304</u>	<u>\$675,159</u>	<u>\$675,159</u>	<u>\$0</u>
BUDGET UNIT: 610189 GREAT BASIN APC GRANT	\$767,373	(\$768,030)	(\$768,030)	(\$82,069)	(\$675,159)	(\$675,159)	\$0

HOMELAND SECURITY 20-21

623720

DEPARTMENTAL FUNCTIONS

This budget is for the disbursement of 2020 Homeland Security Grant Program (HSGP) funds. The HSGP annually allocates non-matching funds to Local Agencies/Operating Areas (OA) to help build, sustain and deliver core capabilities. In 2020, HSGP administrators implemented a new requirement which mandates each OA to allocate 5% of their total awarded funds towards each of the four identified national priority areas, each having their own designated Investment Justification. These priority areas included: enhancing cybersecurity (including election security); enhancing the protection of soft targets/crowded places (including election security); enhancing information and intelligence sharing and cooperation with federal agencies; and addressing emerging threats. The 2020 HSGP identified approved projects have addressed these four national priority areas. This grant previously funded the purchase of cybersecurity and phishing software, screening search and detection equipment, Law Enforcement vehicle radios, as well as supporting the annual OnSolve/CodeRed database and IPAWS module update.

MAJOR ACCOMPLISHMENTS IN FISCAL YEAR 2022-2023

- Purchased radios for the Sheriff's Department, increasing the number of radios from 150 to 250.
- Provided security awareness training to staff.

GOALS FOR FISCAL YEAR 2023-2024

- Work with the Sheriff's Department to finalize the last project in this grant: upgrading and repairing the fence around the Posse Hut.

DEPARTMENTAL BUDGET REQUEST FOR FISCAL YEAR 2023-2024

The Department's Fiscal Year 2023-2024 Requested Budget represents an overall decrease of \$53,721 in expenditures, and a decrease of \$53,721 in revenues, when compared to the Fiscal Year 2022-2023 Board Approved Budget. As a result, the Requested Net County Cost is increased by \$0.

Personnel Costs did not change compared to the Fiscal Year 2022-2023 Board Approved Budget.

Revenues

4498 (STATE GRANTS) decreased by \$53,721: This grant is a multi-year grant; the decrease in revenue is due to funds being used in the previous fiscal years.

Personnel

The Department's Requested Budget represents no change in the number of fulltime equivalent (FTE) positions that are supported by this budget.

There are no FTE positions supported by this budget.

Services & Supplies

5232 (OFFICE & OTHER EQUIP < \$5,000) decreased by \$65,167: This project was completed in FY 22/23; **5265** (PROFESSIONAL & SPECIAL SERVICE) increased by \$19,347: Funds were reallocated from 5232 (office and other equipment) to repair and replace the fence around the Posse Hut.tion; **5331** (TRAVEL EXPENSE) decreased by \$9,241: This project was completed in FY 22/23.

Support & Care of Persons

(There are no changes in this object category from the previous fiscal year.)

Fixed Assets

(There are no changes in this object category from the previous fiscal year.)

FISCAL YEAR 2023-2024 REDUCTION IMPACTS TO BASE BUDGET

N/A

FISCAL YEAR 2023-2024 STATE/FEDERAL FUNDING SUMMARY

The Homeland Security Program is comprised of Federal funds distributed through the California Office of Emergency Services (CalOES). Inyo County's 2020 HSGP allocation from the State was \$94,074 and still remains very low when compared to allocations in years past. The Performance Period for this grant runs from September 1, 2020, through May 31, 2023. An extension was granted to finalize the last project, extending the grant through May 31, 2024.

FISCAL YEAR 2023-2024 REGULATORY COMPLIANCE SUMMARY

N/A

MAJOR POLICY CONSIDERATIONS BEING REQUESTED

There are no policy considerations being requested. However, as HSGP funds diminish and the State's demand on local jurisdictions increase, it will eventually become necessary to identify other sources of funding to continue to maintain and enhance the GIS Program, to renew the OnSolveCodeRed database and to continue to purchase necessary upgraded equipment for all of our Operational Area law and fire first responders.

COUNTY OF INYO

BUD002A - BUDGET REQUESTS

RUNDATE: 06/30/2023 TODAY'S DATE: 08/31/2023

FOR FISCAL YEARS: 07/01/2021 - 06/30/24

	YTD ACTUALS 06/30/2022	BOARD APPROVED 06/30/2023	WORKING BUDGET 06/30/2023	YTD ACTUALS 06/30/2023	DEPT REQUESTED 06/30/2024	CAO RECOMM 06/30/2024	BOARD APPROVED 06/30/2024
BUDGET UNIT: 623720 HOMELAND SECURITY 20-21							
FUND: 6877 HOMELAND SECURITY 20-21							
REVENUES:							
4498 - STATE GRANTS	\$12,500	\$74,408	\$74,408	\$60,641	\$20,687	\$20,687	\$0
AID FROM OTHER GOVT AGENCIES	\$12,500	\$74,408	\$74,408	\$60,641	\$20,687	\$20,687	\$0
TOTAL REVENUES:	<u>\$12,500</u>	<u>\$74,408</u>	<u>\$74,408</u>	<u>\$60,641</u>	<u>\$20,687</u>	<u>\$20,687</u>	<u>\$0</u>
EXPENSES:							
5232 - OFFICE & OTHER EQUIP < \$5,000	\$50,052	\$65,167	\$65,167	\$0	\$0	\$0	\$0
5265 - PROFESSIONAL & SPECIAL SERVICE	\$12,500	\$0	\$0	\$0	\$19,347	\$19,347	\$0
5311 - GENERAL OPERATING EXPENSE	\$852	\$0	\$0	\$0	\$0	\$0	\$0
5331 - TRAVEL EXPENSE	\$1,504	\$9,241	\$9,241	\$0	\$0	\$0	\$0
SERVICES & SUPPLIES	\$64,909	\$74,408	\$74,408	\$0	\$19,347	\$19,347	\$0
5315 - COUNTY COST PLAN	\$4,809	\$0	\$0	\$0	\$1,340	\$1,340	\$0
INTERNAL CHARGES	\$4,809	\$0	\$0	\$0	\$1,340	\$1,340	\$0
TOTAL EXPENSES:	<u>\$69,718</u>	<u>\$74,408</u>	<u>\$74,408</u>	<u>\$0</u>	<u>\$20,687</u>	<u>\$20,687</u>	<u>\$0</u>
BUDGET UNIT: 623720 HOMELAND SECURITY 20-21	(\$57,218)	\$0	\$0	\$60,641	\$0	\$0	\$0

HOMELAND SECURITY 21-22

623721

DEPARTMENTAL FUNCTIONS

This budget is for the disbursement of 2021 Homeland Security Grant Program (HSGP) funds. The HSGP annually allocates non-matching funds to Local Agencies/Operating Areas (OA) to help build, sustain and deliver core capabilities. In 2020, HSGP administrators implemented a new requirement which mandates each OA to allocate 5% of their total awarded funds towards each of the four identified national priority areas, each having their own designated Investment Justification. These priority areas included; enhancing cybersecurity (including election security); enhancing the protection of soft targets/crowded places (including election security); enhancing information and intelligence sharing and cooperation with federal agencies; and addressing emerging threats. The 2021 HSGP identified approved projects have addressed these four national priority areas. Staff will be moving forward with the purchase of cybersecurity and phishing software, license plate reader equipment, the purchase of a small, unmanned aircraft, and Law Enforcement vehicle radios. The grant funds will continue to support the annual OnSolve/CodeRed database and IPAWS module update. The balance of the grant funding will go towards the support of staff travel and registration costs to attend the ESRI-GIS User Conference and Security Summit, as well as the CESA-California Emergency Services Association annual conference.

MAJOR ACCOMPLISHMENTS IN FISCAL YEAR 2022-2023

- The Emergency Services Manager (ESM) attended the Annual California Emergency Services Association Conference
- The GIS ESRI software license was purchased, to provide better community mapping capabilities

GOALS FOR FISCAL YEAR 2023-2024

- Work with Information Services to procure cybersecurity software
- Purchase a small unmanned aircraft to address emergent threats and enhance community preparedness
- Purchase the annual renewal and update of the OnSolve/CodeRed database back-up and fee for the integration of wireless emergency alerts into the Integrated Public Alert and Warning System (IPAWS)
- Send staff to annual Homeland Security Conference

DEPARTMENTAL BUDGET REQUEST FOR FISCAL YEAR 2023-2024

The Department's Fiscal Year 2023-2024 Requested Budget represents an overall decrease of \$20,866 in expenditures, and a decrease of \$20,866 in revenues, when compared to the Fiscal Year 2022-2023 Board Approved Budget. As a result, the Requested Net County Cost is increased by \$0.

Personnel Costs did not change compared to the Fiscal Year 2022-2023 Board Approved Budget.

Revenues

4498 (STATE GRANTS) decreased by \$20,866: This is a multi-year grant, the reduction in funds is due to the funds being expended in the previous fiscal year.

Personnel

The Department's Requested Budget represents no change in the number of fulltime equivalent (FTE) positions that are supported by this budget.

There are no FTE positions supported by this budget

Services & Supplies

5265 (PROFESSIONAL & SPECIAL SERVICE) decreased by \$12,500: This is a multi-year grant, the decrease in expenses is due to funds being expended in the previous fiscal year; **5331** (TRAVEL EXPENSE) decreased by \$3,702: This is a multi-year grant, the decrease in expenses is due to funds being expended in the previous fiscal year.

Support & Care of Persons

(There are no changes in this object category from the previous fiscal year.)

Fixed Assets

(There are no changes in this object category from the previous fiscal year.)

FISCAL YEAR 2023-2024 REDUCTION IMPACTS TO BASE BUDGET

N/A

FISCAL YEAR 2023-2024 STATE/FEDERAL FUNDING SUMMARY

The Homeland Security Program is comprised of Federal funds distributed through the California Office of Emergency Services (CalOES). Inyo County's 2020 HSGP allocation from the State was \$93,278 and still remains very low when compared to allocations in years past. The Performance Period for this grant runs from September 1, 2021 through May 31, 2024.

FISCAL YEAR 2023-2024 REGULATORY COMPLIANCE SUMMARY

N/A

MAJOR POLICY CONSIDERATIONS BEING REQUESTED

There are no policy considerations being requested. However, as HSGP funds diminish and the State's demand on local jurisdictions increase, it will eventually become necessary to identify other sources of funding to continue to maintain and enhance the GIS Program, to renew the OnSolveCodeRed database and to continue to purchase necessary upgraded equipment for all of our Operational Area law and fire first responders

COUNTY OF INYO

BUD002A - BUDGET REQUESTS

RUNDATE: 06/30/2023 TODAY'S DATE: 08/31/2023

FOR FISCAL YEARS: 07/01/2021 - 06/30/24

	YTD ACTUALS 06/30/2022	BOARD APPROVED 06/30/2023	WORKING BUDGET 06/30/2023	YTD ACTUALS 06/30/2023	DEPT REQUESTED 06/30/2024	CAO RECOMM 06/30/2024	BOARD APPROVED 06/30/2024
BUDGET UNIT: 623721 HOMELAND SECURITY 21-22							
FUND: 6886 HOMELAND SECURITY 21-22							
REVENUES:							
4498 - STATE GRANTS	\$0	\$93,278	\$93,278	\$14,254	\$72,412	\$72,412	\$0
AID FROM OTHER GOVT AGENCIES	\$0	\$93,278	\$93,278	\$14,254	\$72,412	\$72,412	\$0
TOTAL REVENUES:	\$0	\$93,278	\$93,278	\$14,254	\$72,412	\$72,412	\$0
EXPENSES:							
5232 - OFFICE & OTHER EQUIP < \$5,000	\$0	\$61,114	\$43,039	\$0	\$61,114	\$61,114	\$0
5265 - PROFESSIONAL & SPECIAL SERVICE	\$0	\$12,500	\$13,575	\$13,575	\$0	\$0	\$0
5331 - TRAVEL EXPENSE	\$0	\$15,000	\$5,000	\$2,626	\$11,298	\$11,298	\$0
SERVICES & SUPPLIES	\$0	\$88,614	\$61,614	\$16,201	\$72,412	\$72,412	\$0
5315 - COUNTY COST PLAN	\$0	\$4,664	\$4,664	\$4,664	\$0	\$0	\$0
INTERNAL CHARGES	\$0	\$4,664	\$4,664	\$4,664	\$0	\$0	\$0
5801 - OPERATING TRANSFERS OUT	\$0	\$0	\$27,000	\$0	\$0	\$0	\$0
OTHER FINANCING USES	\$0	\$0	\$27,000	\$0	\$0	\$0	\$0
TOTAL EXPENSES:	\$0	\$93,278	\$93,278	\$20,865	\$72,412	\$72,412	\$0
BUDGET UNIT: 623721 HOMELAND SECURITY 21-22	\$0	\$0	\$0	(\$6,611)	\$0	\$0	\$0

HOMELAND SECURITY 22-23

623722

DEPARTMENTAL FUNCTIONS

This budget is for the disbursement of 2022 Homeland Security Grant Program (HSGP) funds. The HSGP annually allocates non-matching funds to Local Agencies/Operating Areas (OA) to help build, sustain and deliver core capabilities. In 2020, HSGP administrators implemented a new requirement which mandates each OA to allocate 5% of their total awarded funds towards each of the four identified national priority areas, each having their own designated Investment Justification. These priority areas included; enhancing cybersecurity (including election security); enhancing the protection of soft targets/crowded places (including election security); enhancing information and intelligence sharing and cooperation with federal agencies; and addressing emerging threats. The 2021 HSGP identified approved projects have addressed these four national priority areas. Staff will be moving forward with the purchase of cybersecurity and phishing software, license plate reader equipment, and Law Enforcement vehicle radios. The grant funds will continue to support the annual OnSolve/CodeRed database and IPAWS module update. The balance of the grant funding will go towards the support of staff travel and registration costs to attend the ESRI-GIS User Conference and Security Summit and Homeland Security Conference.

MAJOR ACCOMPLISHMENTS IN FISCAL YEAR 2022-2023

- Purchased GIS ESRI software license to provide community mapping capabilities

GOALS FOR FISCAL YEAR 2023-2024

- Send staff to ESRI-User Conference and Security Summit and the annual Homeland Security Conference
- Work with Information Services to procure cybersecurity software
- Purchase the annual renewal and update of the OnSolve-CodeRed database back-up and fee for the integration of wireless emergency alerts into the Integrated Public Alert and Warning System (IPAWS)

DEPARTMENTAL BUDGET REQUEST FOR FISCAL YEAR 2023-2024

The Department's Fiscal Year 2023-2024 Requested Budget represents an overall decrease of \$46,375 in expenditures, and a decrease of \$46,375 in revenues, when compared to the Fiscal Year 2022-2023 Board Approved Budget. As a result, the Requested Net County Cost is increased by \$0.

Personnel Costs did not change compared to the Fiscal Year 2022-2023 Board Approved Budget.

Revenues

4498 (STATE GRANTS) decreased by \$46,375: This grant is a multi-year grant; the decrease in revenue is due to funds being used in the previous fiscal year.

Personnel

The Department's Requested Budget represents no change in the number of fulltime equivalent (FTE) positions that are supported by this budget.

There are no FTE positions supported by this budget

Services & Supplies

5232 (OFFICE & OTHER EQUIP < \$5,000) decreased by \$39,280: This is a multi-year grant. The ESRI GIS software license was purchased in FY 22/23; **5265** (PROFESSIONAL & SPECIAL SERVICE) increased by \$814: This is a multi-year grant. Funds were reallocated to this project from travel expenses, to better fit the needs of the county departments; **5331** (TRAVEL EXPENSE) decreased by \$5,700: This is a multi-year grant. Funds were reallocated to additional projects, including software and equipment.

Support & Care of Persons

(There are no changes in this object category from the previous fiscal year.)

Fixed Assets

(There are no changes in this object category from the previous fiscal year.)

FISCAL YEAR 2023-2024 REDUCTION IMPACTS TO BASE BUDGET

N/A

FISCAL YEAR 2023-2024 STATE/FEDERAL FUNDING SUMMARY

The Homeland Security Program is comprised of Federal funds distributed through the California Office of Emergency Services (CalOES). Inyo County's 2022 HSGP allocation from the State was \$93,103 and still remains very low when compared to allocations in years past. The Performance Period for this grant runs from September 1, 2022, through May 31, 2025.

FISCAL YEAR 2023-2024 REGULATORY COMPLIANCE SUMMARY

N/A

MAJOR POLICY CONSIDERATIONS BEING REQUESTED

here are no policy considerations being requested. However, as HSGP funds diminish and the State's demand on local jurisdictions increase, it will eventually become necessary to identify other sources of funding to continue to maintain and enhance the GIS Program, to renew the OnSolveIcodeRed database and to continue to purchase necessary upgraded equipment for all of our Operational Area law and fire first responders.

COUNTY OF INYO

BUD002A - BUDGET REQUESTS

RUNDATE: 06/30/2023 TODAY'S DATE: 08/31/2023

FOR FISCAL YEARS: 07/01/2021 - 06/30/24

	YTD ACTUALS 06/30/2022	BOARD APPROVED 06/30/2023	WORKING BUDGET 06/30/2023	YTD ACTUALS 06/30/2023	DEPT REQUESTED 06/30/2024	CAO RECOMM 06/30/2024	BOARD APPROVED 06/30/2024
BUDGET UNIT: 623722 HOMELAND SECURITY 22-23							
FUND: 6893 HOMELAND SECURITY 22-23							
REVENUES:							
4498 - STATE GRANTS	\$0	\$0	\$93,103	\$46,200	\$46,903	\$46,903	\$0
AID FROM OTHER GOVT AGENCIES	\$0	\$0	\$93,103	\$46,200	\$46,903	\$46,903	\$0
TOTAL REVENUES:	\$0	\$0	\$93,103	\$46,200	\$46,903	\$46,903	\$0
EXPENSES:							
5232 - OFFICE & OTHER EQUIP < \$5,000	\$0	\$0	\$0	\$0	\$21,834	\$21,834	\$0
5265 - PROFESSIONAL & SPECIAL SERVICE	\$0	\$0	\$0	\$44,000	\$13,314	\$13,314	\$0
5331 - TRAVEL EXPENSE	\$0	\$0	\$9,300	\$0	\$9,300	\$9,300	\$0
SERVICES & SUPPLIES	\$0	\$0	\$9,300	\$44,000	\$44,448	\$44,448	\$0
5315 - COUNTY COST PLAN	\$0	\$0	\$4,655	\$0	\$2,455	\$2,455	\$0
INTERNAL CHARGES	\$0	\$0	\$4,655	\$0	\$2,455	\$2,455	\$0
5650 - EQUIPMENT	\$0	\$0	\$79,148	\$0	\$0	\$0	\$0
FIXED ASSETS	\$0	\$0	\$79,148	\$0	\$0	\$0	\$0
TOTAL EXPENSES:	\$0	\$0	\$93,103	\$44,000	\$46,903	\$46,903	\$0
BUDGET UNIT: 623722 HOMELAND SECURITY 22-23	\$0	\$0	\$0	\$2,200	\$0	\$0	\$0

IMBC-INYO MONO BROADBAND 612300

DEPARTMENTAL FUNCTIONS

The purpose of the Inyo-Mono Broadband Consortium (IMBC) is to leverage the California Public Utilities Commission's Rural and Urban Broadband Consortia Grant Account funding to understand, design, prioritize and construct broadband expansion projects. The Regional Broadband Coordinator will work with agencies to better understand broadband gaps, conceptualize new projects, collaborate with interested providers, and seek out grant funding to construct them. The ultimate vision of the IMBC: To develop and implement strategies that will deliver cost-effective gigabit (or better) broadband connectivity to every household and business in the Eastern Sierra.

MAJOR ACCOMPLISHMENTS IN FISCAL YEAR 2022-2023

- Updated the ConnectedEasternSierra.net website to reflect the current IMBC Work Plan, created a Dashboard Data related to Served and Unserved Households, Broadband Adoption, and Percentage of Affordable Connectivity Program enrollments, and created pages to provide information on Broadband Expansion, Grants and Maps.
- Established recurring information-sharing meetings with the ESCOG Agencies and the NuComm Tribal Alliance to collaborate on project priorities, grants and other broadband topics.
- Compiled a comprehensive list of all potential project locations in both Inyo and Mono Counties to aid in identifying potential funding sources for broadband expansion.
- Posted and evaluated the RFP for the first of four phases of Inyo County's LATA grant to develop detailed last-mile network designs for 17 of the 50 potential project areas in Inyo County.

GOALS FOR FISCAL YEAR 2023-2024

- Apply for grants for technical assistance for design work or last-mile construction of regional broadband network infrastructure.
- Coordinate the CPUC Federal Funding Account grant applications with providers to construct last-mile broadband network infrastructure and provide 100Mbps or better symmetrical broadband internet service.
- Coordinate the transition of our regional open-access, middle-mile network from the California Broadband Cooperative to the State of California, and establish simplified connectivity procedures for last-mile providers.
- Execute a contract for the first phase of the County's LATA grant project for last-mile network design, initiate and complete the second phase of the County's LATA grant project, and receive detailed network designs for the locations included in the contracts.

DEPARTMENTAL BUDGET REQUEST FOR FISCAL YEAR 2023-2024

The Department's Fiscal Year 2023-2024 Requested Budget represents an overall increase of \$196,632 in expenditures, and an increase of \$196,632 in revenues, when compared to the Fiscal Year 2022-2023 Board Approved Budget. As a result, the Requested Net County Cost is increased by \$0.

Personnel Costs increased by \$189,329 compared to the Fiscal Year 2022-2023 Board Approved Budget, due to this position being a newly created position in March, 2023.

Revenues

4498 (STATE GRANTS) increased by \$196,632: reimbursement for expenditures.

Personnel

The Department's Requested Budget represents an increase in the number of fulltime equivalent (FTE) positions that are supported by this budget.

This is a new position that was created in March, 2023.

Services & Supplies

5122 (CELL PHONES) increased by \$600: cost of cell phone for Broadband Coordinator; 5232 (OFFICE & OTHER EQUIP < \$5,000) increased by \$1,500: equipment purchase; 5311 (GENERAL OPERATING EXPENSE) increased by \$500: supplies for the year.

Support & Care of Persons

(There are no changes in this object category from the previous fiscal year.)

Fixed Assets

(There are no changes in this object category from the previous fiscal year.)

FISCAL YEAR 2023-2024 REDUCTION IMPACTS TO BASE BUDGET

There are no significant impacts anticipated in this budget in meeting the FY 2023-2024 budget parameter guidelines.

FISCAL YEAR 2023-2024 STATE/FEDERAL FUNDING SUMMARY

Funding for this position is from State-derived grant revenues with the anticipation of additional State-derived and Federal-derived revenues.

FISCAL YEAR 2023-2024 REGULATORY COMPLIANCE SUMMARY

Not Applicable

MAJOR POLICY CONSIDERATIONS BEING REQUESTED

Not Applicable

COUNTY OF INYO

BUD002A - BUDGET REQUESTS

RUNDATE: 06/30/2023 TODAY'S DATE: 08/31/2023

FOR FISCAL YEARS: 07/01/2021 - 06/30/24

	YTD ACTUALS 06/30/2022	BOARD APPROVED 06/30/2023	WORKING BUDGET 06/30/2023	YTD ACTUALS 06/30/2023	DEPT REQUESTED 06/30/2024	CAO RECOMM 06/30/2024	BOARD APPROVED 06/30/2024
BUDGET UNIT: 612300 IMBC-INYO MONO BROADBAND							
FUND: 6702 IMBC-INYO MONO BROADBAND							
REVENUES:							
4498 - STATE GRANTS	\$0	\$0	\$78,946	\$0	\$196,632	\$196,632	\$0
AID FROM OTHER GOVT AGENCIES	\$0	\$0	\$78,946	\$0	\$196,632	\$196,632	\$0
TOTAL REVENUES:	\$0	\$0	\$78,946	\$0	\$196,632	\$196,632	\$0
EXPENSES:							
5001 - SALARIED EMPLOYEES	\$0	\$0	\$63,250	\$62,937	\$157,879	\$157,879	\$0
5021 - RETIREMENT & SOCIAL SECURITY	\$0	\$0	\$5,250	\$4,978	\$10,382	\$10,382	\$0
5022 - PERS RETIREMENT	\$0	\$0	\$6,000	\$5,236	\$15,428	\$15,428	\$0
5031 - MEDICAL INSURANCE	\$0	\$0	\$300	\$237	\$664	\$664	\$0
5032 - DISABILITY INSURANCE	\$0	\$0	\$750	\$538	\$1,114	\$1,114	\$0
5043 - OTHER BENEFITS	\$0	\$0	\$1,596	\$1,598	\$3,862	\$3,862	\$0
SALARIES & BENEFITS	\$0	\$0	\$77,146	\$75,526	\$189,329	\$189,329	\$0
5122 - CELL PHONES	\$0	\$0	\$200	\$140	\$600	\$600	\$0
5232 - OFFICE & OTHER EQUIP < \$5,000	\$0	\$0	\$1,500	\$0	\$1,500	\$1,500	\$0
5311 - GENERAL OPERATING EXPENSE	\$0	\$0	\$100	\$0	\$500	\$500	\$0
SERVICES & SUPPLIES	\$0	\$0	\$1,800	\$140	\$2,600	\$2,600	\$0
5123 - TECH REFRESH EXPENSE	\$0	\$0	\$0	\$0	\$1,195	\$1,195	\$0
5129 - INTERNAL COPY CHARGES (NON-IS)	\$0	\$0	\$0	\$0	\$0	\$0	\$0
5152 - WORKERS COMPENSATION	\$0	\$0	\$0	\$0	\$1,197	\$1,197	\$0
5155 - PUBLIC LIABILITY INSURANCE	\$0	\$0	\$0	\$0	\$2,311	\$2,311	\$0
INTERNAL CHARGES	\$0	\$0	\$0	\$0	\$4,703	\$4,703	\$0
TOTAL EXPENSES:	\$0	\$0	\$78,946	\$75,666	\$196,632	\$196,632	\$0
BUDGET UNIT: 612300 IMBC-INYO MONO BROADBAND	\$0	\$0	\$0	(\$75,666)	\$0	\$0	\$0

INFORMATION SERVICES

011801

DEPARTMENTAL FUNCTIONS

The Information Services (IS) Department is responsible for the purchase, installation, configuration and support of most of the County's information technology infrastructure, equipment, systems, software applications and services. IS also provides end-user support for the more than 450 employees at more than 30 locations throughout the County. New for the 2023-24 budget year is responsibility for two-way radio infrastructure serving the Sheriff's Office and HHS.

We manage and support approximately 500 computer workstations, nearly 80 servers, around 300 mobile devices (phones and tablets), more than 30 network switches, 20 point-to-point network links, nearly two dozen full-time VPN connections, approximately 60 networked copiers and more than 130 networked printers.

The IS department is responsible for recommending, planning, purchasing, implementing and supporting technology hardware, software and services for the County. Current services supported by IS include the County websites, email, enterprise financial system, property tax system, cost accounting system, Geographic Information System, telephone services, the budget planning and management system, electronic signing system, legal and law enforcement information and communications systems, internet connectivity, Board Room audio and video broadcast systems, and several third-party hosted and on-site systems. Other services include mail and delivery service shipping and receiving, courier mail service between Independence and Bishop, and Internal Service Fund billing.

Our responsibilities also include maintaining and updating technology-related policies and procedures, providing training on equipment and systems, and conducting strategic technology planning and project management.

MAJOR ACCOMPLISHMENTS IN FISCAL YEAR 2022-2023

- Upgrade the Board audio and video systems for a higher quality broadcast, with automatic camera angles and high quality sound that makes all participants audible.
- Added Wi-Fi to many county buildings, enabling the use of portable devices.
- Kicked off electronic signatures, enabling online signing and storage of legal and official documents.
- Upgraded the network and servers for improved speed, efficiency, reliability and security.
- Generated significant savings by deploying an IP-Based phone system and discontinuing expensive, traditional phone services.

GOALS FOR FISCAL YEAR 2023-2024

- Deploy Intrusion Detection and Prevention (IDP) and Managed Detection and Response (MDR) systems to thwart more malicious attacks, and respond quickly and effectively to them.
- Conduct a Cybersecurity Assessment so that we are aware of threats.
- Implement a Secure Vendor Access System so that 3rd-party vendors can access our network in a controlled fashion, to reduce the risk of unauthorized access.

- Begin a multi-year project for digitizing, indexing and storing county documents, using a centralized Document Management System
- Continue making network upgrades for redundancy and high availability

DEPARTMENTAL BUDGET REQUEST FOR FISCAL YEAR 2023-2024

The Department's Fiscal Year 2023-2024 Requested Budget represents an overall increase of \$29,526 in expenditures, and a decrease of \$280,821 in revenues, when compared to the Fiscal Year 2022-2023 Board Approved Budget. As a result, the Requested Net County Cost is increased by \$310,347.

Please note that revenue in code 4998 is currently zeroed out, which accounts for a \$300K reduction in revenue. All annual operating transfers are determined by the Budget Team.

Personnel Costs increased by \$56,274 compared to the Fiscal Year 2022-2023 Board Approved Budget, due to increased health insurance rates, and the negotiated COLA.

Revenues

4819 (SERVICES & FEES) decreased by \$4,000: No longer receiving this revenue; **4821** (INTRA COUNTY CHARGES) increased by \$20,055: Updated based on 22-23 actuals; **4824** (INTER GOVERNMENT CHARGES) increased by \$4,344: Updated based on 22-23 actuals; **4825** (OTHER CURRENT CHARGES) increased by \$60: De minimus change; **4830** (MOBILE DEVICE MANAGEMENT-REV) decreased by \$1,280: Item discontinued in favor of service included in our Microsoft subscription; **4998** (OPERATING TRANSFERS IN) decreased by \$300,000: The Budget Team inputs operating transfers into budgets.

Personnel

The Department's Requested Budget represents no change in the number of fulltime equivalent (FTE) positions that are supported by this budget.

There are no requested changes in the staffing at this time.

Services & Supplies

5177 (MAINTENANCE OF COMPUTER SYSTEM) increased by \$60,630: New projects: electronic signatures, website refresh, Quickbase, secure vendor access management; **5232** (OFFICE & OTHER EQUIP < \$5,000) decreased by \$3,030: Based on previous year actuals; **5236** (INFORMATION SERVICES POSTAGE) decreased by \$3,480: Updated based on PO Box actuals; **5263** (ADVERTISING) decreased by \$400: This item is not needed; **5265** (PROFESSIONAL & SPECIAL SERVICE) decreased by \$41,000: Updated training requests based on latest needs, resulting in savings; **5331** (TRAVEL EXPENSE) increased by \$6,930: Post-covid in-person training and conferences; **5351** (UTILITIES) decreased by \$33,240: Savings from transitioning from traditional phones to VoIP.

Support & Care of Persons

(There are no changes in this object category from the previous fiscal year.)

Fixed Assets

5620 (INFRASTRUCTURE) decreased by \$51,750: Items budgeted based on need.

FISCAL YEAR 2023-2024 REDUCTION IMPACTS TO BASE BUDGET

There are no significant impacts anticipated in this budget in meeting the FY 2023-2024 budget parameter guidelines.

FISCAL YEAR 2023-2024 STATE/FEDERAL FUNDING SUMMARY

Not applicable

FISCAL YEAR 2023-2024 REGULATORY COMPLIANCE SUMMARY

Not applicable

MAJOR POLICY CONSIDERATIONS BEING REQUESTED

Not applicable

COUNTY OF INYO

BUD002A - BUDGET REQUESTS

RUNDATE: 06/30/2023 TODAY'S DATE: 08/31/2023

FOR FISCAL YEARS: 07/01/2021 - 06/30/24

	YTD ACTUALS 06/30/2022	BOARD APPROVED 06/30/2023	WORKING BUDGET 06/30/2023	YTD ACTUALS 06/30/2023	DEPT REQUESTED 06/30/2024	CAO RECOMM 06/30/2024	BOARD APPROVED 06/30/2024
BUDGET UNIT: 011801 INFORMATION SERVICES							
FUND: 0001 GENERAL FUND							
REVENUES:							
4819 - SERVICES & FEES	\$7,000	\$4,000	\$7,000	\$7,000	\$0	\$0	\$0
4821 - INTRA COUNTY CHARGES	\$331,528	\$327,492	\$327,492	\$342,838	\$347,547	\$347,547	\$0
4824 - INTER GOVERNMENT CHARGES	\$32,367	\$20,400	\$20,400	\$23,554	\$24,744	\$24,744	\$0
4825 - OTHER CURRENT CHARGES	\$1,689	\$1,560	\$1,700	\$4,889	\$1,620	\$1,620	\$0
4829 - COPIER LEASE REVENUE	\$156,012	\$186,000	\$180,000	\$164,981	\$186,000	\$186,000	\$0
4830 - MOBILE DEVICE MANAGEMENT-REV	\$3,742	\$1,280	\$2,700	\$3,029	\$0	\$0	\$0
CHARGES FOR CURRENT SERVICES	\$532,341	\$540,732	\$539,292	\$546,294	\$559,911	\$559,911	\$0
4998 - OPERATING TRANSFERS IN	\$0	\$300,000	\$300,000	\$0	\$0	\$223,250	\$0
OTHER FINANCING SOURCES	\$0	\$300,000	\$300,000	\$0	\$0	\$223,250	\$0
4999 - PRIOR YEARS REIMBURSEMENTS	\$947	\$0	\$0	\$0	\$0	\$0	\$0
OTHER REVENUE	\$947	\$0	\$0	\$0	\$0	\$0	\$0
TOTAL REVENUES:	\$533,289	\$840,732	\$839,292	\$546,294	\$559,911	\$783,161	\$0
EXPENSES:							
5001 - SALARIED EMPLOYEES	\$1,153,231	\$1,273,001	\$1,219,750	\$1,148,929	\$1,282,038	\$1,282,038	\$0
5003 - OVERTIME	\$9,245	\$11,000	\$7,000	\$9,574	\$11,000	\$11,000	\$0
5021 - RETIREMENT & SOCIAL SECURITY	\$87,403	\$96,920	\$93,000	\$86,640	\$99,676	\$99,676	\$0
5022 - PERS RETIREMENT	\$132,992	\$150,574	\$149,000	\$137,381	\$166,354	\$166,354	\$0
5024 - RETIREMENT-UNFUNDED LIAB	\$118,587	\$133,753	\$133,753	\$133,753	\$141,104	\$141,104	\$0
5031 - MEDICAL INSURANCE	\$88,609	\$105,858	\$102,000	\$95,583	\$131,695	\$131,695	\$0
5032 - DISABILITY INSURANCE	\$12,464	\$13,688	\$13,500	\$10,549	\$11,561	\$11,561	\$0
5043 - OTHER BENEFITS	\$21,735	\$19,254	\$19,254	\$15,419	\$16,894	\$16,894	\$0
SALARIES & BENEFITS	\$1,624,269	\$1,804,048	\$1,737,257	\$1,637,832	\$1,860,322	\$1,860,322	\$0
5122 - CELL PHONES	\$2,901	\$3,960	\$3,000	\$2,256	\$3,960	\$3,960	\$0
5177 - MAINTENANCE OF COMPUTER SYSTEM	\$146,888	\$196,120	\$196,120	\$184,921	\$256,750	\$256,750	\$0
5232 - OFFICE & OTHER EQUIP < \$5,000	\$1,332	\$11,030	\$21,000	\$12,831	\$8,000	\$8,000	\$0
5236 - INFORMATION SERVICES POSTAGE	\$101,541	\$73,680	\$73,680	\$32,313	\$70,200	\$70,200	\$0
5263 - ADVERTISING	\$0	\$400	\$400	\$0	\$0	\$0	\$0
5265 - PROFESSIONAL & SPECIAL SERVICE	\$17,465	\$70,600	\$70,600	\$36,360	\$29,600	\$29,600	\$0

COUNTY OF INYO

BUD002A - BUDGET REQUESTS

RUNDATE: 06/30/2023 TODAY'S DATE: 08/31/2023

FOR FISCAL YEARS: 07/01/2021 - 06/30/24

	YTD ACTUALS 06/30/2022	BOARD APPROVED 06/30/2023	WORKING BUDGET 06/30/2023	YTD ACTUALS 06/30/2023	DEPT REQUESTED 06/30/2024	CAO RECOMM 06/30/2024	BOARD APPROVED 06/30/2024
5281 - RENTS & LEASES-EQUIPMENT	\$9,580	\$13,080	\$33,785	\$14,218	\$13,080	\$13,080	\$0
5285 - COPIER LEASE - IS ONLY	\$154,121	\$186,000	\$180,000	\$168,065	\$186,000	\$186,000	\$0
5311 - GENERAL OPERATING EXPENSE	\$8,534	\$10,975	\$11,957	\$9,512	\$10,975	\$10,975	\$0
5326 - LATE FEES & FINANCE CHARGES	\$1,170	\$0	\$100	\$727	\$0	\$0	\$0
5331 - TRAVEL EXPENSE	\$0	\$7,920	\$5,920	\$3,416	\$14,850	\$14,850	\$0
5351 - UTILITIES	\$198,706	\$195,960	\$197,640	\$159,454	\$162,720	\$162,720	\$0
SERVICES & SUPPLIES	\$642,242	\$769,725	\$794,202	\$624,077	\$756,135	\$756,135	\$0
5123 - TECH REFRESH EXPENSE	\$21,546	\$14,172	\$14,172	\$14,172	\$15,304	\$15,304	\$0
5127 - MOBILE DEVICE MANAGEMENT-INTER	\$21	\$27	\$5	\$3	\$0	\$0	\$0
5128 - INTERNAL SHREDDING CHARGES	\$238	\$408	\$440	\$440	\$408	\$408	\$0
5129 - INTERNAL COPY CHARGES (NON-IS)	\$1,100	\$1,500	\$1,000	\$864	\$1,100	\$1,100	\$0
5152 - WORKERS COMPENSATION	\$16,117	\$22,741	\$22,741	\$22,741	\$32,130	\$32,130	\$0
5155 - PUBLIC LIABILITY INSURANCE	\$25,081	\$36,349	\$36,349	\$36,349	\$53,549	\$53,549	\$0
5333 - MOTOR POOL	\$59	\$1,494	\$3,994	\$2,736	\$12,792	\$12,792	\$0
INTERNAL CHARGES	\$64,163	\$76,691	\$78,701	\$77,306	\$115,283	\$115,283	\$0
5620 - INFRASTRUCTURE	\$0	\$275,000	\$275,000	\$28,244	\$223,250	\$223,250	\$0
FIXED ASSETS	\$0	\$275,000	\$275,000	\$28,244	\$223,250	\$223,250	\$0
TOTAL EXPENSES:	<u>\$2,330,675</u>	<u>\$2,925,464</u>	<u>\$2,885,160</u>	<u>\$2,367,460</u>	<u>\$2,954,990</u>	<u>\$2,954,990</u>	<u>\$0</u>
BUDGET UNIT: 011801 INFORMATION SERVICES	(\$1,797,385)	(\$2,084,732)	(\$2,045,868)	(\$1,821,166)	(\$2,395,079)	(\$2,171,829)	\$0

LATA-LOCAL AGENCY TECH ASST 612200

DEPARTMENTAL FUNCTIONS

This Local Agency Technical Assistance (LATA) project is intended to create shovel-ready, last-mile network construction engineering designs to connect the unserved and underserved remote and rural population centers and cities in Inyo County to symmetrical 100Mbps or better broadband Internet service. This project will also result in shovel-ready construction engineering designs for middle-mile network extensions to support the last-mile construction plans in regions where there is no current middle-mile network and where there are no current plans for State-funded middle-mile construction. Reimbursement from this grant is based on delivered work products: post a request for proposals for a subset of the locations for design work; select the winning bidder; coordinate environmental work; and receive the final design plans. The project will consist of four phases, each with these four work products.

MAJOR ACCOMPLISHMENTS IN FISCAL YEAR 2022-2023

- Completed the initial RFP work product for Phase 1-A, submitted that work product to the CPUC for payment.
- Completed the Award Selection work product for Phase 1-A.

GOALS FOR FISCAL YEAR 2023-2024

- Submit the Award Selection work product for Phase 1-A for payment.
- Complete the subsequent Phase 1-A work products and submit them for payment.
- Complete the Phase 1-B work products and submit them for payment.
- Initiate the Phase 2-A and 2-B activities.

DEPARTMENTAL BUDGET REQUEST FOR FISCAL YEAR 2023-2024

The Department's Fiscal Year 2023-2024 Requested Budget represents an overall increase of \$521,264 in expenditures, and an increase of \$521,264 in revenues, when compared to the Fiscal Year 2022-2023 Board Approved Budget. As a result, the Requested Net County Cost is increased by \$0.

The first year of the grant was submitted for a total of \$500,000 to the State. Of that for this year there is \$491,624 left available. This could increase during third quarter as the grant started in February of last fiscal year.

Personnel Costs did not change compared to the Fiscal Year 2022-2023 Board Approved Budget.

Revenues

4498 (STATE GRANTS) increased by \$521,264: based on what could be received and expended.

Personnel

The Department's Requested Budget represents no change in the number of fulltime equivalent (FTE) positions that are supported by this budget.

There are no FTE's in this budget - the IMBC Budget houses the 1 FTE for these grants.

Services & Supplies

5265 (PROFESSIONAL & SPECIAL SERVICE) increased by \$500,000: cost of engineering and design consultants; **5311** (GENERAL OPERATING EXPENSE) increased by \$2,764: miscellaneous expenditures.

Support & Care of Persons

(There are no changes in this object category from the previous fiscal year.)

Fixed Assets

(There are no changes in this object category from the previous fiscal year.)

FISCAL YEAR 2023-2024 REDUCTION IMPACTS TO BASE BUDGET

There are no significant impacts anticipated in this budget in meeting the FY 2023-2024 budget parameter guidelines.

FISCAL YEAR 2023-2024 STATE/FEDERAL FUNDING SUMMARY

Funding for this position is from State-derived grant revenues with the anticipation of additional State-derived and Federal-derived revenues.

FISCAL YEAR 2023-2024 REGULATORY COMPLIANCE SUMMARY

Not applicable.

MAJOR POLICY CONSIDERATIONS BEING REQUESTED

Not applicable.

COUNTY OF INYO

BUD002A - BUDGET REQUESTS

RUNDATE: 06/30/2023 TODAY'S DATE: 08/31/2023

FOR FISCAL YEARS: 07/01/2021 - 06/30/24

	YTD ACTUALS 06/30/2022	BOARD APPROVED 06/30/2023	WORKING BUDGET 06/30/2023	YTD ACTUALS 06/30/2023	DEPT REQUESTED 06/30/2024	CAO RECOMM 06/30/2024	BOARD APPROVED 06/30/2024
BUDGET UNIT: 612200 LATA-LOCAL AGENCY TECH ASST							
FUND: 6700 LATA-LOCAL AGENCY TECH ASST							
REVENUES:							
4498 - STATE GRANTS	\$0	\$0	\$15,000	\$8,735	\$521,264	\$521,264	\$0
AID FROM OTHER GOVT AGENCIES	\$0	\$0	\$15,000	\$8,735	\$521,264	\$521,264	\$0
TOTAL REVENUES:	\$0	\$0	\$15,000	\$8,735	\$521,264	\$521,264	\$0
EXPENSES:							
5265 - PROFESSIONAL & SPECIAL SERVICE	\$0	\$0	\$0	\$0	\$500,000	\$500,000	\$0
5311 - GENERAL OPERATING EXPENSE	\$0	\$0	\$0	\$0	\$2,764	\$2,764	\$0
SERVICES & SUPPLIES	\$0	\$0	\$0	\$0	\$502,764	\$502,764	\$0
5121 - INTERNAL CHARGES	\$0	\$0	\$15,000	\$0	\$2,500	\$2,500	\$0
INTERNAL CHARGES	\$0	\$0	\$15,000	\$0	\$2,500	\$2,500	\$0
5801 - OPERATING TRANSFERS OUT	\$0	\$0	\$0	\$0	\$16,000	\$16,000	\$0
OTHER FINANCING USES	\$0	\$0	\$0	\$0	\$16,000	\$16,000	\$0
TOTAL EXPENSES:	\$0	\$0	\$15,000	\$0	\$521,264	\$521,264	\$0
BUDGET UNIT: 612200 LATA-LOCAL AGENCY TECH ASST	\$0	\$0	\$0	\$8,735	\$0	\$0	\$0

LATCF 640299

DEPARTMENTAL FUNCTIONS

The Local Assistance and Tribal Consistency Fund (LATCF) is a general revenue enhancement program that is designed to provide additional assistance to eligible revenue sharing counties. The American Rescue Plan appropriated \$2 billion to Treasury across fiscal years 2022 and 2023 to provide payments to eligible revenue sharing counties and eligible Tribal governments for use on any governmental purpose except for a lobbying activity. Specifically, the American Rescue Plan reserves \$250 million to allocate and pay to eligible Tribal governments for each of fiscal years 2022 and 2023, and reserves \$750 million to allocate and pay to eligible revenue sharing counties for each of fiscal years 2022 and 2023. Additionally, Section 103 of Division LL of the Consolidated Appropriations Act, 2023 made additional funding available across fiscal years 2023 and 2024 for payments to eligible revenue sharing consolidated governments. Treasury determined the total allocation for eligible revenue sharing consolidated governments to be approximately \$10.5 million, approximately \$5.3 million reserved for each of fiscal years 2023 and 2024. Under this program, recipients have broad discretion on uses of funds, similar to how they may use funds generated from their own revenue sources.

MAJOR ACCOMPLISHMENTS IN FISCAL YEAR 2022-2023

- Not Applicable

GOALS FOR FISCAL YEAR 2023-2024

- Bring a presentation to the Board of Supervisors to set spending priorities for this One-Time funding source

DEPARTMENTAL BUDGET REQUEST FOR FISCAL YEAR 2023-2024

The Department's Fiscal Year 2023-2024 Requested Budget represents an overall increase of \$0 in expenditures, and an increase of \$0 in revenues, when compared to the Fiscal Year 2022-2023 Board Approved Budget. As a result, the Requested Net County Cost is increased by \$0.

Personnel Costs did not change compared to the Fiscal Year 2022-2023 Board Approved Budget.

Revenues

4552 (FEDERAL OTHER) increased by \$0: At this time the Budget Team is not recognizing any revenues or expenditures for this budget unit.

Personnel

The Department's Requested Budget represents no change in the number of fulltime equivalent (FTE) positions that are supported by this budget.

There are no personnel in this budget

Services & Supplies

(There are no changes in this object category from the previous fiscal year.)

Support & Care of Persons

(There are no changes in this object category from the previous fiscal year.)

Fixed Assets

(There are no changes in this object category from the previous fiscal year.)

FISCAL YEAR 2023-2024 REDUCTION IMPACTS TO BASE BUDGET

Not Applicable

FISCAL YEAR 2023-2024 STATE/FEDERAL FUNDING SUMMARY

Not Applicable

FISCAL YEAR 2023-2024 REGULATORY COMPLIANCE SUMMARY

Not Applicable

MAJOR POLICY CONSIDERATIONS BEING REQUESTED

Not Applicable

COUNTY OF INYO

BUD002A - BUDGET REQUESTS

RUNDATE: 06/30/2023 TODAY'S DATE: 08/31/2023

FOR FISCAL YEARS: 07/01/2021 - 06/30/24

	YTD ACTUALS 06/30/2022	BOARD APPROVED 06/30/2023	WORKING BUDGET 06/30/2023	YTD ACTUALS 06/30/2023	DEPT REQUESTED 06/30/2024	CAO RECOMM 06/30/2024	BOARD APPROVED 06/30/2024
BUDGET UNIT: 640299 LATCF							
FUND: 6534 LATCF							
REVENUES:							
4301 - INTEREST FROM TREASURY	\$0	\$0	\$0	\$45,286	\$0	\$0	\$0
REV USE OF MONEY & PROPERTY	\$0	\$0	\$0	\$45,286	\$0	\$0	\$0
4552 - FEDERAL OTHER	\$0	\$0	\$113,820	\$5,691,000	\$0	\$0	\$0
AID FROM OTHER GOVT AGENCIES	\$0	\$0	\$113,820	\$5,691,000	\$0	\$0	\$0
TOTAL REVENUES:	<u>\$0</u>	<u>\$0</u>	<u>\$113,820</u>	<u>\$5,736,286</u>	<u>\$0</u>	<u>\$0</u>	<u>\$0</u>
EXPENSES:							
5539 - OTHER AGENCY CONTRIBUTIONS	\$0	\$0	\$113,820	\$113,820	\$0	\$0	\$0
OTHER CHARGES	\$0	\$0	\$113,820	\$113,820	\$0	\$0	\$0
TOTAL EXPENSES:	<u>\$0</u>	<u>\$0</u>	<u>\$113,820</u>	<u>\$113,820</u>	<u>\$0</u>	<u>\$0</u>	<u>\$0</u>
BUDGET UNIT: 640299 LATCF	\$0	\$0	\$0	\$5,622,466	\$0	\$0	\$0

LAW LIBRARY

022300

DEPARTMENTAL FUNCTIONS

The Public Law Library is for the use of the judiciary, members of the State Bar, State and County Officials, and residents of the County. All day-to-day functions of the Law Library are performed by the Inyo County Free Library staff. The County is statutorily obligated to maintain a law library.

MAJOR ACCOMPLISHMENTS IN FISCAL YEAR 2022-2023

- Continued Law Library service utilizing existing County Library staff.
- Supplied online access at the Bishop Branch Library.

GOALS FOR FISCAL YEAR 2023-2024

- Continue working with the Council of California County Law Librarians to locate new sources of revenue.
- Evaluate print collection and rearrange Law Library.

DEPARTMENTAL BUDGET REQUEST FOR FISCAL YEAR 2023-2024

The Department's Fiscal Year 2023-2024 Requested Budget represents an overall increase of \$0 in expenditures, and an increase of \$0 in revenues, when compared to the Fiscal Year 2022-2023 Board Approved Budget. As a result, the Requested Net County Cost is increased by \$0.

Personnel Costs did not change compared to the Fiscal Year 2022-2023 Board Approved Budget.

Revenues

4220 (LAW LIBRARY FINES) increased by \$0: The Law Library revenue varies with the number of civil filings and fee waivers annually. Fees are generated by civil filings in Inyo County Superior Court and are remitted to the Administrative Office of the Courts for distribution, which occurs two months after collection. The revenue is distributed directly to the Law Library Trust. The Law Library filing fee is set at \$29.

Personnel

The Department's Requested Budget represents no change in the number of fulltime equivalent (FTE) positions that are supported by this budget.

The Law Library is currently staffed by the Inyo County Free Library, and all personnel costs are included in the budget for the Inyo County Free Library. In the past, the Law Library was staffed with a Law Library Clerk several hours per week. Duties included maintaining the collection, paying invoices and developing the budget. County Library staff now provides personnel services to the Law Library reducing the need for additional General Fund expenditures.

Services & Supplies

5311 (GENERAL OPERATING EXPENSE) increased by \$0: The only budgeted expenditures for the Law Library consist of a membership, subscriptions, and publications.

Support & Care of Persons

(There are no changes in this object category from the previous fiscal year.)

Fixed Assets

(There are no changes in this object category from the previous fiscal year.)

FISCAL YEAR 2023-2024 REDUCTION IMPACTS TO BASE BUDGET

Not applicable.

FISCAL YEAR 2023-2024 STATE/FEDERAL FUNDING SUMMARY

Although the Law Library has received some minimal State funding, most revenues are generated by civil filing fees. Law library revenues throughout the State continue to be static or declining. The Uniform Civil Fees Act of 2005 permitted the law library portion of the filing fee to be increased until January 1, 2008. The filing fees were increased twice before the moratorium on January 1, 2008, and the Law Library filing fee was increased to \$29. Despite this increase, the Law Library continues to require general fund support. The dilemma of increasing subscription costs and declining revenues is a major problem for Public Law Libraries throughout California, and productive efforts are being made by the Council of California County Law Librarians for State Funds to be directed toward the support of Public Law Libraries.

FISCAL YEAR 2023-2024 REGULATORY COMPLIANCE SUMMARY

Not applicable.

MAJOR POLICY CONSIDERATIONS BEING REQUESTED

Not applicable.

COUNTY OF INYO

BUD002A - BUDGET REQUESTS

RUNDATE: 06/30/2023 TODAY'S DATE: 08/31/2023

FOR FISCAL YEARS: 07/01/2021 - 06/30/24

	YTD ACTUALS 06/30/2022	BOARD APPROVED 06/30/2023	WORKING BUDGET 06/30/2023	YTD ACTUALS 06/30/2023	DEPT REQUESTED 06/30/2024	CAO RECOMM 06/30/2024	BOARD APPROVED 06/30/2024
BUDGET UNIT: 022300 LAW LIBRARY							
FUND: 0001 GENERAL FUND							
REVENUES:							
4220 - LAW LIBRARY FINES	\$7,035	\$7,000	\$7,000	\$7,000	\$7,000	\$7,000	\$0
FINES & FORFEITURES	\$7,035	\$7,000	\$7,000	\$7,000	\$7,000	\$7,000	\$0
4998 - OPERATING TRANSFERS IN	\$0	\$10,000	\$10,000	\$10,000	\$10,000	\$10,000	\$0
OTHER FINANCING SOURCES	\$0	\$10,000	\$10,000	\$10,000	\$10,000	\$10,000	\$0
TOTAL REVENUES:	<u>\$7,035</u>	<u>\$17,000</u>	<u>\$17,000</u>	<u>\$17,000</u>	<u>\$17,000</u>	<u>\$17,000</u>	<u>\$0</u>
EXPENSES:							
5311 - GENERAL OPERATING EXPENSE	\$15,247	\$27,397	\$27,397	\$16,884	\$27,397	\$27,397	\$0
SERVICES & SUPPLIES	\$15,247	\$27,397	\$27,397	\$16,884	\$27,397	\$27,397	\$0
TOTAL EXPENSES:	<u>\$15,247</u>	<u>\$27,397</u>	<u>\$27,397</u>	<u>\$16,884</u>	<u>\$27,397</u>	<u>\$27,397</u>	<u>\$0</u>
BUDGET UNIT: 022300 LAW LIBRARY	(\$8,212)	(\$10,397)	(\$10,397)	\$115	(\$10,397)	(\$10,397)	\$0

MEDICAL MALPRACTICE TRUST

500904

DEPARTMENTAL FUNCTIONS

This budget reflects the cost for the County's Medical Malpractice Liability Program. The costs include insurance premium, deductibles for claims, and related professional services.

MAJOR ACCOMPLISHMENTS IN FISCAL YEAR 2022-2023

- Thanks to a well managed program, and the highly skilled and trained personnel in Public Health and Behavioral Health, there were no reportable incidents for 22/23.
- Re-started regular meetings of the Jail Quality Assurance Committee
- Updated the blood borne pathogens (BBP) and aerosol transmissible disease (ATD) exposure control plans

GOALS FOR FISCAL YEAR 2023-2024

- Continue to assist Public Health and Behavioral Health on malpractice exposures
- Support the Jail Quality Assurance Committee as needed
- Continue to coordinate with outside legal services as needed for potential exposures and training
- Continue to support jail staff, medical staff, and outside vendors as needed regarding correctional care issues

DEPARTMENTAL BUDGET REQUEST FOR FISCAL YEAR 2023-2024

The Department's Fiscal Year 2023-2024 Requested Budget represents an overall increase of \$40,924 in expenditures, and an increase of \$40,924 in revenues, when compared to the Fiscal Year 2022-2023 Board Approved Budget. As a result, the Requested Net County Cost is increased by \$0.

Increases reflect medical cost inflation and a legal climate in California that have together created a challenging insurance market for medical malpractice coverage. Premiums, allowance for deductible, and potential professional service needed have necessarily increased as these challenges have escalated across the state and the County.

Personnel Costs did not change compared to the Fiscal Year 2022-2023 Board Approved Budget.

Revenues

4822 (INTRA COUNTY INSURANCE ADMIN) increased by \$40,924: based on budgeted expenses.

Personnel

The Department's Requested Budget represents no change in the number of fulltime equivalent (FTE) positions that are supported by this budget.

There are no personnel in this budget unit. The administrative costs associated with this budget are absorbed through the Risk Budget.

Services & Supplies

5156 (INSURANCE CLAIMS) increased by \$12,070: increased allowance for high deductible; **5158** (INSURANCE PREMIUM) increased by \$7,524: higher premium due to medical cost inflation and legal climate; **5265** (PROFESSIONAL & SPECIAL SERVICE) increased by \$21,260: higher overall cost increases.

Support & Care of Persons

(There are no changes in this object category from the previous fiscal year.)

Fixed Assets

(There are no changes in this object category from the previous fiscal year.)

FISCAL YEAR 2023-2024 REDUCTION IMPACTS TO BASE BUDGET

Not Applicable

FISCAL YEAR 2023-2024 STATE/FEDERAL FUNDING SUMMARY

Not Applicable

FISCAL YEAR 2023-2024 REGULATORY COMPLIANCE SUMMARY

Not Applicable

MAJOR POLICY CONSIDERATIONS BEING REQUESTED

Not Applicable

COUNTY OF INYO

BUD002A - BUDGET REQUESTS

RUNDATE: 06/30/2023 TODAY'S DATE: 08/31/2023

FOR FISCAL YEARS: 07/01/2021 - 06/30/24

	YTD ACTUALS 06/30/2022	BOARD APPROVED 06/30/2023	WORKING BUDGET 06/30/2023	YTD ACTUALS 06/30/2023	DEPT REQUESTED 06/30/2024	CAO RECOMM 06/30/2024	BOARD APPROVED 06/30/2024
BUDGET UNIT: 500904 MEDICAL MALPRACTICE TRUST							
FUND: 5702 MEDICAL MALPRACTICE TRUST							
REVENUES:							
4301 - INTEREST FROM TREASURY	\$220	\$0	\$0	\$1,080	\$0	\$0	\$0
REV USE OF MONEY & PROPERTY	\$220	\$0	\$0	\$1,080	\$0	\$0	\$0
4822 - INTRA COUNTY INSURANCE ADMIN	\$108,817	\$155,283	\$155,283	\$155,283	\$196,207	\$196,207	\$0
CHARGES FOR CURRENT SERVICES	\$108,817	\$155,283	\$155,283	\$155,283	\$196,207	\$196,207	\$0
TOTAL REVENUES:	<u>\$109,037</u>	<u>\$155,283</u>	<u>\$155,283</u>	<u>\$156,363</u>	<u>\$196,207</u>	<u>\$196,207</u>	<u>\$0</u>
EXPENSES:							
5156 - INSURANCE CLAIMS	\$0	\$35,734	\$35,734	\$0	\$47,804	\$47,804	\$0
5158 - INSURANCE PREMIUM	\$29,158	\$40,672	\$40,672	\$40,672	\$48,196	\$48,196	\$0
5211 - MEMBERSHIPS	\$4,470	\$5,500	\$5,500	\$4,604	\$5,500	\$5,500	\$0
5265 - PROFESSIONAL & SPECIAL SERVICE	\$52,975	\$69,119	\$69,119	\$69,119	\$90,379	\$90,379	\$0
5311 - GENERAL OPERATING EXPENSE	\$0	\$3,000	\$3,000	\$0	\$3,000	\$3,000	\$0
SERVICES & SUPPLIES	\$86,603	\$154,025	\$154,025	\$114,395	\$194,879	\$194,879	\$0
5315 - COUNTY COST PLAN	\$1,129	\$1,258	\$1,258	\$1,258	\$1,328	\$1,328	\$0
INTERNAL CHARGES	\$1,129	\$1,258	\$1,258	\$1,258	\$1,328	\$1,328	\$0
TOTAL EXPENSES:	<u>\$87,732</u>	<u>\$155,283</u>	<u>\$155,283</u>	<u>\$115,653</u>	<u>\$196,207</u>	<u>\$196,207</u>	<u>\$0</u>
BUDGET UNIT: 500904 MEDICAL MALPRACTICE TRUST	\$21,305	\$0	\$0	\$40,710	\$0	\$0	\$0

MOTOR POOL OPERATING 200100

DEPARTMENTAL FUNCTIONS

Motor Pool is an internal service department which leases, purchases, equips, assigns, and maintains the County's fleet of approximately 220 vehicles.

MAJOR ACCOMPLISHMENTS IN FISCAL YEAR 2022-2023

- Added 5 new patrols to the fleet including a new K-9 unit.
- Successfully integrated the HHS fleet into the Quilter Consolidated Office Building (QCOB) kiosk for easy access by all HHS staff members.
- Despite the continued tumultuous state of the auto industry, we acquired 26 new vehicles for the County.
- No operational transfers were needed to keep from operating in a deficit as had been the case in prior years.

GOALS FOR FISCAL YEAR 2023-2024

- Update the Motor Pool Policy and Procedure Manual.
- Complete vehicle recall project.
- Acquire 10 new units for the Sheriff Dept including patrols, a new Animal Control vehicle and Crime Scene unit.

DEPARTMENTAL BUDGET REQUEST FOR FISCAL YEAR 2023-2024

The Department's Fiscal Year 2023-2024 Requested Budget represents an overall increase of \$307,801 in expenditures, and an increase of \$127,500 in revenues, when compared to the Fiscal Year 2022-2023 Board Approved Budget. As a result, the Requested Net County Cost is increased by \$180,301.

There is sufficient fund balance to cover the difference between expenditures and revenues in this budget.

Personnel Costs increased by \$50,741 compared to the Fiscal Year 2022-2023 Board Approved Budget, due to both FTE's being fully paid out of the Motor Pool operational budget.

Revenues

4818 (MOTOR POOL CHARGES) increased by \$102,000: This increase accurately reflects the current Motor Pool charges for the current fiscal year, and we anticipate charges to be similar in FY 23/24; **4998** (OPERATING TRANSFERS IN) increased by \$45,500: This is to cover the extra cost of the patrol units in FY 23/24; **4911** (SALES OF FIXED ASSETS) decreased by \$20,000: Funds from the sale of fixed assets will be going into budget 200200 and none in 200100.

Personnel

The Department's Requested Budget represents an increase in the number of fulltime equivalent (FTE) positions that are supported by this budget.

The Administrative Analyst has been fully moved into the Motor Pool Budget this fiscal year.

Services & Supplies

5178 (MOTOR POOL FUEL) increased by \$5,000: Fuel usage has increased over the past year and we anticipate the upcoming usage to stay on trend; **5265** (PROFESSIONAL & SPECIAL SERVICE) increased by \$4,000: We would like to look into utilizing a local company/persons for transportation services this fiscal year. With the nearest dealership being 2 hours away, it takes both MP staff members to transport vehicles for warranty work and this can add up to a lot of staff time away from the office. Also, new vehicles must be delivered to a dealership and transported to Bishop. Enterprise hires a company or individuals to do this service and then charges us so it would be better to keep that money with a local company or person and cut out the middleman; **5281** (RENTS & LEASES-EQUIPMENT) increased by \$115,000: these funds are being transferred from Motor Pool Replacement; **5291** (OFFICE, SPACE & SITE RENTAL) increased by \$212: this is an accurate figure for rent based on current year figures.

Support & Care of Persons

(There are no changes in this object category from the previous fiscal year.)

Fixed Assets

5655 (VEHICLES) increased by \$87,500: We intend to purchasing more vehicles for the Sheriff Dept. then we planned on purchasing last year.

FISCAL YEAR 2023-2024 REDUCTION IMPACTS TO BASE BUDGET

Not Applicable

FISCAL YEAR 2023-2024 STATE/FEDERAL FUNDING SUMMARY

Not Applicable

FISCAL YEAR 2023-2024 REGULATORY COMPLIANCE SUMMARY

Not Applicable

MAJOR POLICY CONSIDERATIONS BEING REQUESTED

Not Applicable

COUNTY OF INYO

BUD002A - BUDGET REQUESTS

RUNDATE: 06/30/2023 TODAY'S DATE: 08/31/2023

FOR FISCAL YEARS: 07/01/2021 - 06/30/24

	YTD ACTUALS 06/30/2022	BOARD APPROVED 06/30/2023	WORKING BUDGET 06/30/2023	YTD ACTUALS 06/30/2023	DEPT REQUESTED 06/30/2024	CAO RECOMM 06/30/2024	BOARD APPROVED 06/30/2024
BUDGET UNIT: 200100 MOTOR POOL OPERATING							
FUND: 2001 MOTOR POOL - OPERATING							
REVENUES:							
4301 - INTEREST FROM TREASURY	\$616	\$3,000	\$3,000	\$3,536	\$3,000	\$3,000	\$0
REV USE OF MONEY & PROPERTY	\$616	\$3,000	\$3,000	\$3,536	\$3,000	\$3,000	\$0
4747 - INSURANCE PAYMENTS	\$0	\$0	\$4,393	\$5,312	\$0	\$0	\$0
4818 - MOTOR POOL CHARGES	\$1,543,022	\$1,498,000	\$1,498,000	\$1,796,802	\$1,600,000	\$1,600,000	\$0
CHARGES FOR CURRENT SERVICES	\$1,543,022	\$1,498,000	\$1,502,393	\$1,802,115	\$1,600,000	\$1,600,000	\$0
4998 - OPERATING TRANSFERS IN	\$667,653	\$1,019,500	\$1,019,500	\$0	\$1,065,000	\$1,065,000	\$0
OTHER FINANCING SOURCES	\$667,653	\$1,019,500	\$1,019,500	\$0	\$1,065,000	\$1,065,000	\$0
4911 - SALES OF FIXED ASSETS	\$20,564	\$20,000	\$0	\$0	\$0	\$0	\$0
OTHER REVENUE	\$20,564	\$20,000	\$0	\$0	\$0	\$0	\$0
TOTAL REVENUES:	\$2,231,855	\$2,540,500	\$2,524,893	\$1,805,651	\$2,668,000	\$2,668,000	\$0
EXPENSES:							
5001 - SALARIED EMPLOYEES	\$130,614	\$141,822	\$151,792	\$150,189	\$177,571	\$177,571	\$0
5012 - PART TIME EMPLOYEES	\$0	\$33,462	\$0	\$0	\$34,900	\$34,900	\$0
5021 - RETIREMENT & SOCIAL SECURITY	\$10,773	\$14,154	\$13,500	\$12,910	\$17,318	\$17,318	\$0
5022 - PERS RETIREMENT	(\$20,969)	\$19,435	\$22,000	\$21,385	\$26,879	\$26,879	\$0
5024 - RETIREMENT-UNFUNDED LIAB	\$14,231	\$16,051	\$16,051	\$16,051	\$16,933	\$16,933	\$0
5025 - RETIREE HEALTH BENEFITS	\$28,267	\$40,922	\$40,922	\$25,817	\$41,522	\$41,522	\$0
5031 - MEDICAL INSURANCE	\$6,001	\$3,255	\$2,500	\$2,199	\$1,785	\$1,785	\$0
5032 - DISABILITY INSURANCE	\$1,465	\$2,003	\$2,000	\$1,570	\$2,007	\$2,007	\$0
5043 - OTHER BENEFITS	\$11,088	\$12,274	\$48,224	\$40,219	\$15,204	\$15,204	\$0
5046 - OPEB EXPENSE	\$24,695	\$0	\$0	\$0	\$0	\$0	\$0
SALARIES & BENEFITS	\$188,564	\$283,378	\$296,989	\$270,342	\$334,119	\$334,119	\$0
5122 - CELL PHONES	\$81	\$0	\$0	\$0	\$0	\$0	\$0
5171 - MAINTENANCE OF EQUIPMENT	\$177,322	\$221,500	\$221,500	\$149,871	\$190,000	\$190,000	\$0
5173 - MAINTENANCE OF EQUIPMENT-MATER	\$16,315	\$28,000	\$28,000	\$19,642	\$28,000	\$28,000	\$0
5177 - MAINTENANCE OF COMPUTER SYSTEM	\$49,008	\$50,000	\$50,000	\$49,008	\$50,000	\$50,000	\$0
5178 - MOTOR POOL FUEL	\$567,795	\$672,000	\$772,000	\$724,620	\$666,000	\$666,000	\$0

COUNTY OF INYO

BUD002A - BUDGET REQUESTS

RUNDATE: 06/30/2023 TODAY'S DATE: 08/31/2023

FOR FISCAL YEARS: 07/01/2021 - 06/30/24

	YTD ACTUALS 06/30/2022	BOARD APPROVED 06/30/2023	WORKING BUDGET 06/30/2023	YTD ACTUALS 06/30/2023	DEPT REQUESTED 06/30/2024	CAO RECOMM 06/30/2024	BOARD APPROVED 06/30/2024
5232 - OFFICE & OTHER EQUIP < \$5,000	\$0	\$500	\$500	\$0	\$500	\$500	\$0
5263 - ADVERTISING	\$662	\$1,000	\$1,000	\$352	\$1,000	\$1,000	\$0
5265 - PROFESSIONAL & SPECIAL SERVICE	\$9,158	\$8,392	\$9,471	\$7,509	\$12,392	\$12,392	\$0
5281 - RENTS & LEASES-EQUIPMENT	\$254,947	\$558,000	\$558,000	\$537,370	\$673,000	\$673,000	\$0
5291 - OFFICE, SPACE & SITE RENTAL	\$8,453	\$8,288	\$9,288	\$8,453	\$8,500	\$8,500	\$0
5301 - SMALL TOOLS & INSTRUMENTS	\$94	\$0	\$0	\$0	\$0	\$0	\$0
5311 - GENERAL OPERATING EXPENSE	\$1,172	\$3,705	\$1,000	\$1,844	\$3,705	\$3,705	\$0
5351 - UTILITIES	\$388	\$960	\$960	\$916	\$960	\$960	\$0
SERVICES & SUPPLIES	\$1,085,402	\$1,552,345	\$1,651,719	\$1,499,590	\$1,634,057	\$1,634,057	\$0
5123 - TECH REFRESH EXPENSE	\$3,229	\$2,176	\$2,176	\$2,176	\$2,239	\$2,239	\$0
5124 - EXTERNAL CHARGES	\$12,190	\$5,000	\$8,857	\$8,298	\$5,000	\$5,000	\$0
5128 - INTERNAL SHREDDING CHARGES	\$126	\$136	\$147	\$147	\$136	\$136	\$0
5129 - INTERNAL COPY CHARGES (NON-IS)	\$675	\$700	\$700	\$467	\$700	\$700	\$0
5152 - WORKERS COMPENSATION	\$2,278	\$2,497	\$2,497	\$2,497	\$3,775	\$3,775	\$0
5155 - PUBLIC LIABILITY INSURANCE	\$3,544	\$3,992	\$3,992	\$3,992	\$7,286	\$7,286	\$0
5315 - COUNTY COST PLAN	\$81,647	\$52,747	\$52,747	\$52,747	\$84,460	\$84,460	\$0
5333 - MOTOR POOL	\$16,314	\$15,000	\$23,540	\$25,191	\$24,000	\$24,000	\$0
INTERNAL CHARGES	\$120,004	\$82,248	\$94,656	\$95,516	\$127,596	\$127,596	\$0
5655 - VEHICLES	\$4,300	\$694,500	\$587,500	\$8,901	\$694,500	\$694,500	\$0
FIXED ASSETS	\$4,300	\$694,500	\$587,500	\$8,901	\$694,500	\$694,500	\$0
5799 - DEPRECIATION	\$582,594	\$0	\$0	\$0	\$0	\$0	\$0
DEPRECIATION	\$582,594	\$0	\$0	\$0	\$0	\$0	\$0
TOTAL EXPENSES:	<u>\$1,980,866</u>	<u>\$2,612,471</u>	<u>\$2,630,864</u>	<u>\$1,874,350</u>	<u>\$2,790,272</u>	<u>\$2,790,272</u>	<u>\$0</u>
BUDGET UNIT: 200100 MOTOR POOL OPERATING	\$250,988	(\$71,971)	(\$105,971)	(\$68,699)	(\$122,272)	(\$122,272)	\$0

MOTOR POOL REPLACEMENT 200200

DEPARTMENTAL FUNCTIONS

This fund is used to accumulate funding to purchase replacement vehicles. This fund is also used to defray costs on new leases. Revenues for this fund come from sales of County owned vehicles, gains acquired from the sale of previously leased vehicles, and a portion of Motor Pool charges are added to this fund.

MAJOR ACCOMPLISHMENTS IN FISCAL YEAR 2022-2023

- We have established a system to accurately show the funds acquired from gains as opposed to them getting absorbed in the reduction of monthly payment to Enterprise.
- We have also established a system to utilize these funds to reduce the overall cost of new leases.

GOALS FOR FISCAL YEAR 2023-2024

- Purchase 10 new units for the Sheriff Dept.
- Continue to utilize funds to reduce the monthly cost of new leases.
- Purchase 5 used seasonal vehicles.

DEPARTMENTAL BUDGET REQUEST FOR FISCAL YEAR 2023-2024

The Department's Fiscal Year 2023-2024 Requested Budget represents an overall increase of \$45,500 in expenditures, and an increase of \$242,000 in revenues, when compared to the Fiscal Year 2022-2023 Board Approved Budget. As a result, the Requested Net County Cost is decreased by \$196,500.

While we plan on purchasing more vehicles than we planned to last year, the overall cost to purchase is lower because we over-budgeted last year in regards to the cost of equipping the vehicles. We are also adding more revenues to this fund by adding gains funds from Enterprise into the account instead of the funds being held at Enterprise for future use.

Personnel Costs did not change compared to the Fiscal Year 2022-2023 Board Approved Budget.

Revenues

4818 (MOTOR POOL CHARGES) increased by \$122,000: this figure is more accurate based on current year revenues; **4911** (SALES OF FIXED ASSETS) increased by \$120,000: these previously went into 200100, Motor Pool Operating.

Personnel

The Department's Requested Budget represents no change in the number of fulltime equivalent (FTE) positions that are supported by this budget.

All Motor Pool personnel are budgeted in the Operating Budget.

Services & Supplies

(There are no changes in this object category from the previous fiscal year.)

Support & Care of Persons

(There are no changes in this object category from the previous fiscal year.)

Fixed Assets

(There are no changes in this object category from the previous fiscal year.)

FISCAL YEAR 2023-2024 REDUCTION IMPACTS TO BASE BUDGET

Not Applicable

FISCAL YEAR 2023-2024 STATE/FEDERAL FUNDING SUMMARY

Not Applicable

FISCAL YEAR 2023-2024 REGULATORY COMPLIANCE SUMMARY

Not Applicable

MAJOR POLICY CONSIDERATIONS BEING REQUESTED

Not Applicable

COUNTY OF INYO

BUD002A - BUDGET REQUESTS

RUNDATE: 06/30/2023 TODAY'S DATE: 08/31/2023

FOR FISCAL YEARS: 07/01/2021 - 06/30/24

	YTD ACTUALS 06/30/2022	BOARD APPROVED 06/30/2023	WORKING BUDGET 06/30/2023	YTD ACTUALS 06/30/2023	DEPT REQUESTED 06/30/2024	CAO RECOMM 06/30/2024	BOARD APPROVED 06/30/2024
BUDGET UNIT: 200200 MOTOR POOL REPLACEMENT							
FUND: 2002 MOTOR POOL - REPLACEMENT							
REVENUES:							
4301 - INTEREST FROM TREASURY	\$4,488	\$2,400	\$2,400	\$14,890	\$2,400	\$2,400	\$0
REV USE OF MONEY & PROPERTY	\$4,488	\$2,400	\$2,400	\$14,890	\$2,400	\$2,400	\$0
4818 - MOTOR POOL CHARGES	\$305,774	\$198,000	\$174,000	\$209,405	\$320,000	\$320,000	\$0
4819 - SERVICES & FEES	\$1,485	\$0	\$0	\$0	\$0	\$0	\$0
CHARGES FOR CURRENT SERVICES	\$307,259	\$198,000	\$174,000	\$209,405	\$320,000	\$320,000	\$0
4911 - SALES OF FIXED ASSETS	\$145,543	\$20,000	\$34,000	\$152,030	\$140,000	\$140,000	\$0
OTHER REVENUE	\$145,543	\$20,000	\$34,000	\$152,030	\$140,000	\$140,000	\$0
TOTAL REVENUES:	<u>\$457,291</u>	<u>\$220,400</u>	<u>\$210,400</u>	<u>\$376,326</u>	<u>\$462,400</u>	<u>\$462,400</u>	<u>\$0</u>
EXPENSES:							
5801 - OPERATING TRANSFERS OUT	\$667,653	\$1,019,500	\$1,019,500	\$0	\$1,065,000	\$1,065,000	\$0
OTHER FINANCING USES	\$667,653	\$1,019,500	\$1,019,500	\$0	\$1,065,000	\$1,065,000	\$0
TOTAL EXPENSES:	<u>\$667,653</u>	<u>\$1,019,500</u>	<u>\$1,019,500</u>	<u>\$0</u>	<u>\$1,065,000</u>	<u>\$1,065,000</u>	<u>\$0</u>
BUDGET UNIT: 200200 MOTOR POOL REPLACEMENT	(\$210,361)	(\$799,100)	(\$809,100)	\$376,326	(\$602,600)	(\$602,600)	\$0

MUSEUM - GENERAL

077000

DEPARTMENTAL FUNCTIONS

Eastern California Museum (ECM) collects, preserves and interprets the history of Inyo County. Our core work involves stewardship of over 20,000 photographs, 450 oral histories, and 15,000 objects, memorabilia, ephemera and natural history specimens within best practices guidelines and ethics for museum operations.

In addition to stewardship of the artifact collection, we welcome over 10,000 visitors to the museum gallery and assist hundreds of researchers annually. We conduct programs, events and related activities relevant to regional history. We develop and display gallery exhibitions to promote a greater understanding of local history and historical themes.

MAJOR ACCOMPLISHMENTS IN FISCAL YEAR 2022-2023

- Eastern California Museum applied for and received 2 new competitive grants in the current fiscal year. They are a CCHE grant and a National Park Service Grant in support of the partnership with Manzanar National Historic Site.
- ECM worked with Tribal entities to assess and repatriate items of cultural patrimony as required by the federal guidance of Native American Graves Protection and Repatriation Act (NAGPRA).
- ECM is collaborating with multiple stakeholder groups as well as the public for input on the grant project to re-imagine ECM.
- ECM completed a collections management assessment based on best practices and museum field standards to update its collections policies and procedures.

GOALS FOR FISCAL YEAR 2023-2024

- Complete and present to Board of Supervisors for approval an updated Collections Management Plan.
- Complete and implement an Emergency Preparedness Plan for the museum collections, building and people.
- Complete National Park Service Cost Share Grant in collaboration with Manzanar National Historic Site.
- Complete Library of Congress grant on Indigenous Cowboys oral interviews with Tribal elders by Tribal youth.

DEPARTMENTAL BUDGET REQUEST FOR FISCAL YEAR 2023-2024

The Department's Fiscal Year 2023-2024 Requested Budget represents an overall increase of \$51,446 in expenditures, and a decrease of \$12,000 in revenues, when compared to the Fiscal Year 2022-2023 Board Approved Budget. As a result, the Requested Net County Cost is increased by \$63,446.

Personnel Costs increased by \$22,464 compared to the Fiscal Year 2022-2023 Board Approved Budget, due to full staffing and increased health and retirement costs.

Revenues

4555 (FEDERAL GRANTS) increased by \$0: this is a grant that was awarded last year but we have been granted an extension through FY 23/24; **4599** (OTHER AGENCIES) decreased by \$7,500: we will not be pursuing grants through other agencies this year to be able to focus on the CCHE; **4998** (OPERATING TRANSFERS IN) decreased by \$5,000: due to the fire at the Commander's House causing extensive damage we will not be pursuing the roof replacement project for which these funds were being used for; **4951** (DONATIONS) increased by \$500: this increase is based off the actuals from this past fiscal year.

Personnel

The Department's Requested Budget represents no change in the number of fulltime equivalent (FTE) positions that are supported by this budget.

There are no changes to the number of FTE positions in this year's budget.

Services & Supplies

5199 (MAINT OF STRUCTURES-MATERIALS) increased by \$5,000: these funds were for the roof replacement project at the Commander's House which we will not be pursuing this year due to the fire; **5263** (ADVERTISING) increased by \$4,000: this increase is based off of this past year's actual figures; **5265** (PROFESSIONAL & SPECIAL SERVICE) increased by \$11,000: due to the consultant contract for the CCHE; **5351** (UTILITIES) increased by \$2,400: based on current year actual costs.

Support & Care of Persons

(There are no changes in this object category from the previous fiscal year.)

Fixed Assets

(There are no changes in this object category from the previous fiscal year.)

FISCAL YEAR 2023-2024 REDUCTION IMPACTS TO BASE BUDGET

Museum alignment with museum best practices is required after many years of deferred updates. The museum operates daily and continues to collect artifacts after nearly 100 years of collection and preservation of Inyo County history material. Collecting organizations have increasing storage and collections management requirements. Museum expenses for overhead remain relatively stable, and visitor admission remains free to the public, but stewardship and relevant interpretation can be improved with a small increase in expense to the County. The museum applies for and has received grants to offset some program/collections expenses. Museum trust accounts have been established to hold funds for significant projects, transfers of some of these funds is warranted to enable the museum to remain relevant and properly store its valuable collections for public service.

FISCAL YEAR 2023-2024 STATE/FEDERAL FUNDING SUMMARY

\$25,000 Library of Congress grant; awarded 4/22/22, extended through FY23/24.

\$25,000 National Park Service grant; awarded to Friends of the Inyo to be donated to Eastern California Museum.

FISCAL YEAR 2023-2024 REGULATORY COMPLIANCE SUMMARY

None

MAJOR POLICY CONSIDERATIONS BEING REQUESTED

None

COUNTY OF INYO

BUD002A - BUDGET REQUESTS

RUNDATE: 06/30/2023 TODAY'S DATE: 08/31/2023

FOR FISCAL YEARS: 07/01/2021 - 06/30/24

	YTD ACTUALS 06/30/2022	BOARD APPROVED 06/30/2023	WORKING BUDGET 06/30/2023	YTD ACTUALS 06/30/2023	DEPT REQUESTED 06/30/2024	CAO RECOMM 06/30/2024	BOARD APPROVED 06/30/2024
BUDGET UNIT: 077000 MUSEUM - GENERAL							
FUND: 0001 GENERAL FUND							
REVENUES:							
4555 - FEDERAL GRANTS	\$0	\$25,000	\$25,000	\$0	\$25,000	\$25,000	\$0
4599 - OTHER AGENCIES	\$7,500	\$7,500	\$7,500	\$0	\$0	\$0	\$0
AID FROM OTHER GOVT AGENCIES	\$7,500	\$32,500	\$32,500	\$0	\$25,000	\$25,000	\$0
4813 - SHIPPING & HANDLING	\$160	\$200	\$200	\$35	\$200	\$200	\$0
CHARGES FOR CURRENT SERVICES	\$160	\$200	\$200	\$35	\$200	\$200	\$0
4998 - OPERATING TRANSFERS IN	\$5,000	\$25,000	\$20,000	\$0	\$20,000	\$20,000	\$0
OTHER FINANCING SOURCES	\$5,000	\$25,000	\$20,000	\$0	\$20,000	\$20,000	\$0
4925 - SALES OF BOOKS & PAMPHLETS	\$10,955	\$15,000	\$15,000	\$9,647	\$15,000	\$15,000	\$0
4951 - DONATIONS	\$2,433	\$30,500	\$30,500	\$6,000	\$31,000	\$31,000	\$0
4997 - CASH OVER OR SHORT	\$6	\$0	\$0	\$0	\$0	\$0	\$0
OTHER REVENUE	\$13,395	\$45,500	\$45,500	\$15,647	\$46,000	\$46,000	\$0
TOTAL REVENUES:	\$26,056	\$103,200	\$98,200	\$15,682	\$91,200	\$91,200	\$0
EXPENSES:							
5001 - SALARIED EMPLOYEES	\$109,197	\$146,773	\$146,308	\$146,334	\$157,797	\$157,797	\$0
5003 - OVERTIME	\$91	\$0	\$0	\$0	\$0	\$0	\$0
5005 - HOLIDAY OVERTIME	\$375	\$0	\$465	\$464	\$0	\$0	\$0
5012 - PART TIME EMPLOYEES	\$33,835	\$26,428	\$26,428	\$20,092	\$30,326	\$30,326	\$0
5021 - RETIREMENT & SOCIAL SECURITY	\$10,984	\$13,396	\$13,396	\$12,593	\$14,524	\$14,524	\$0
5022 - PERS RETIREMENT	\$9,908	\$13,430	\$13,430	\$13,286	\$15,654	\$15,654	\$0
5024 - RETIREMENT-UNFUNDED LIAB	\$23,717	\$26,751	\$26,751	\$26,751	\$28,221	\$28,221	\$0
5031 - MEDICAL INSURANCE	\$19,008	\$16,973	\$16,973	\$17,356	\$19,904	\$19,904	\$0
5032 - DISABILITY INSURANCE	\$1,464	\$1,905	\$1,905	\$1,525	\$1,694	\$1,694	\$0
5043 - OTHER BENEFITS	\$2,956	\$0	\$0	\$0	\$0	\$0	\$0
SALARIES & BENEFITS	\$211,538	\$245,656	\$245,656	\$238,406	\$268,120	\$268,120	\$0
5199 - MAINT OF STRUCTURES-MATERIALS	\$6,684	\$45,000	\$40,000	\$0	\$50,000	\$50,000	\$0
5232 - OFFICE & OTHER EQUIP < \$5,000	\$1,092	\$7,000	\$7,000	\$5,132	\$7,000	\$7,000	\$0
5263 - ADVERTISING	\$2,304	\$6,500	\$6,500	\$3,890	\$10,500	\$10,500	\$0

COUNTY OF INYO

BUD002A - BUDGET REQUESTS

RUNDATE: 06/30/2023 TODAY'S DATE: 08/31/2023

FOR FISCAL YEARS: 07/01/2021 - 06/30/24

	YTD ACTUALS 06/30/2022	BOARD APPROVED 06/30/2023	WORKING BUDGET 06/30/2023	YTD ACTUALS 06/30/2023	DEPT REQUESTED 06/30/2024	CAO RECOMM 06/30/2024	BOARD APPROVED 06/30/2024
5265 - PROFESSIONAL & SPECIAL SERVICE	\$751	\$29,800	\$29,800	\$3,557	\$40,800	\$40,800	\$0
5291 - OFFICE, SPACE & SITE RENTAL	\$1,000	\$1,000	\$1,000	\$1,000	\$1,000	\$1,000	\$0
5311 - GENERAL OPERATING EXPENSE	\$7,149	\$5,000	\$5,000	\$7,001	\$5,000	\$5,000	\$0
5326 - LATE FEES & FINANCE CHARGES	\$9	\$0	\$0	\$0	\$0	\$0	\$0
5351 - UTILITIES	\$14,851	\$14,000	\$14,000	\$15,880	\$16,400	\$16,400	\$0
SERVICES & SUPPLIES	\$33,843	\$108,300	\$103,300	\$36,463	\$130,700	\$130,700	\$0
5123 - TECH REFRESH EXPENSE	\$3,879	\$5,439	\$5,439	\$5,439	\$6,717	\$6,717	\$0
5128 - INTERNAL SHREDDING CHARGES	\$44	\$0	\$0	\$0	\$0	\$0	\$0
5129 - INTERNAL COPY CHARGES (NON-IS)	\$762	\$1,000	\$1,000	\$596	\$1,000	\$1,000	\$0
5152 - WORKERS COMPENSATION	\$2,184	\$2,696	\$2,696	\$2,696	\$4,201	\$4,201	\$0
5155 - PUBLIC LIABILITY INSURANCE	\$3,399	\$4,310	\$4,310	\$4,310	\$8,109	\$8,109	\$0
INTERNAL CHARGES	\$10,268	\$13,445	\$13,445	\$13,041	\$20,027	\$20,027	\$0
TOTAL EXPENSES:	<u>\$255,650</u>	<u>\$367,401</u>	<u>\$362,401</u>	<u>\$287,911</u>	<u>\$418,847</u>	<u>\$418,847</u>	<u>\$0</u>
BUDGET UNIT: 077000 MUSEUM - GENERAL	(\$229,594)	(\$264,201)	(\$264,201)	(\$272,229)	(\$327,647)	(\$327,647)	\$0

NATURAL RESOURCE DEVELOPMENT

010204

DEPARTMENTAL FUNCTIONS

This budget was created in Fiscal Year 2009-2010 to fund costs associated with the County's commitment to ensuring both the appropriate and responsible development of its natural resources. At present, the efforts funded through this budget focus primarily on issues related to Federal management of publicly-owned lands within the county.

MAJOR ACCOMPLISHMENTS IN FISCAL YEAR 2022-2023

- Continued supporting the County's involvement in a myriad of Federal and State land use planning issues.

GOALS FOR FISCAL YEAR 2023-2024

- Continue to advocate for an equitable solution to regional Los Angeles Department of Water and Power (LADWP) agricultural lease issues.
- Continue to provide a source of funding for special counsel services for resource-related issues.
- Continue to provide a source of funding for economic analysis services for resource-related issues.
- Assist, as necessary, in the County's involvement in Federal and State land use planning issues.

DEPARTMENTAL BUDGET REQUEST FOR FISCAL YEAR 2023-2024

The Department's Fiscal Year 2023-2024 Requested Budget represents an overall increase of \$0 in expenditures, and an increase of \$0 in revenues, when compared to the Fiscal Year 2022-2023 Board Approved Budget. As a result, the Requested Net County Cost is increased by \$0.

Personnel Costs did not change compared to the Fiscal Year 2022-2023 Board Approved Budget.

Revenues

(There are no changes in this object category from the previous fiscal year.)

Personnel

The Department's Requested Budget represents no change in the number of fulltime equivalent (FTE) positions that are supported by this budget.

Administration of this budget is provided by staff funded in the CAO - General budget.

Services & Supplies

(There are no changes in this object category from the previous fiscal year.)

Support & Care of Persons

(There are no changes in this object category from the previous fiscal year.)

Fixed Assets

(There are no changes in this object category from the previous fiscal year.)

FISCAL YEAR 2023-2024 REDUCTION IMPACTS TO BASE BUDGET

Not Applicable

FISCAL YEAR 2023-2024 STATE/FEDERAL FUNDING SUMMARY

Not Applicable

FISCAL YEAR 2023-2024 REGULATORY COMPLIANCE SUMMARY

Not Applicable

MAJOR POLICY CONSIDERATIONS BEING REQUESTED

Not Applicable

COUNTY OF INYO

BUD002A - BUDGET REQUESTS

RUNDATE: 06/30/2023 TODAY'S DATE: 08/31/2023

FOR FISCAL YEARS: 07/01/2021 - 06/30/24

	YTD ACTUALS 06/30/2022	BOARD APPROVED 06/30/2023	WORKING BUDGET 06/30/2023	YTD ACTUALS 06/30/2023	DEPT REQUESTED 06/30/2024	CAO RECOMM 06/30/2024	BOARD APPROVED 06/30/2024
BUDGET UNIT: 010204 NATURAL RESOURCE DEVELOPMENT							
FUND: 0040 NATURAL RESOURCE DEVELOPMENT							
REVENUES:							
TOTAL REVENUES:	\$0	\$0	\$0	\$0	\$0	\$0	\$0
EXPENSES:							
5265 - PROFESSIONAL & SPECIAL SERVICE	\$0	\$110,000	\$146,639	\$1,562	\$110,000	\$110,000	\$0
5311 - GENERAL OPERATING EXPENSE	\$0	\$3,000	\$3,000	\$2,500	\$3,000	\$3,000	\$0
5331 - TRAVEL EXPENSE	\$0	\$5,000	\$5,000	\$0	\$5,000	\$5,000	\$0
SERVICES & SUPPLIES	\$0	\$118,000	\$154,639	\$4,062	\$118,000	\$118,000	\$0
TOTAL EXPENSES:	\$0	\$118,000	\$154,639	\$4,062	\$118,000	\$118,000	\$0
BUDGET UNIT: 010204 NATURAL RESOURCE DEVELOPMENT	\$0	(\$118,000)	(\$154,639)	(\$4,062)	(\$118,000)	(\$118,000)	\$0

PERSONNEL

010800

DEPARTMENTAL FUNCTIONS

The department coordinates the recruitment, testing and selection processes used to fill vacancies, or new positions created by the Board of Supervisors. The department also provides orientation for all new full-time employees and on-going services to all employees in the areas of benefits administration; ensures departmental compliance with personnel administration policies, practices, and procedures and confers with departmental representatives and staff on sensitive and/or volatile personnel issues, strategies, and courses of action; conducts personnel investigations; develops and implements training programs on a variety of personnel issues.

MAJOR ACCOMPLISHMENTS IN FISCAL YEAR 2022-2023

- Negotiated a four-year contract with Deputy Sheriff's Association (DSA).
- Hired a new County Administrative Officer (CAO).
- Continued implementation of a new on-line recruiting and application program (NeoGov).
- Worked with California State Association of Counties (CSAC) and Golden State Finance Authority (GSFA) to provide employees with an "Assist-to-Own" Down Payment Assistance Program, with two (2) employees utilizing the program for a total of \$33,578 in assistance.
- Successfully transitioned to a new finance/personnel system.

GOALS FOR FISCAL YEAR 2023-2024

- Implement a County-wide Compensation and Class study.
- Implement Employee On-line, a function of our new finance/personnel system.
- Hire and train a new Personnel Analyst.
- Continue to implement functionality of NeoGov to allow for analysis of our recruiting and retention statistics.

DEPARTMENTAL BUDGET REQUEST FOR FISCAL YEAR 2023-2024

The Department's Fiscal Year 2023-2024 Requested Budget represents an overall increase of \$137,574 in expenditures, and an increase of \$0 in revenues, when compared to the Fiscal Year 2022-2023 Board Approved Budget. As a result, the Requested Net County Cost is increased by \$137,574.

Personnel Costs increased by \$65,230 compared to the Fiscal Year 2022-2023 Board Approved Budget, due to a shift of supportive staff into this budget unit, negotiated increases for COLAs and increased benefit expenses.

Revenues

(There are no changes in this object category from the previous fiscal year.)

Personnel

The Department's Requested Budget represents an increase in the number of fulltime equivalent (FTE) positions that are supported by this budget.

The department requested an increase in the Office Technician III in Administration to assist with more personnel tasks.

Services & Supplies

5122 (CELL PHONES) increased by \$1,080: the usage of a cell phone and tablet for the Personnel Assistant Director; **5265** (PROFESSIONAL & SPECIAL SERVICE) increased by \$50,000: Additional contracts and pop-up campus; **5331** (TRAVEL EXPENSE) increased by \$3,000: Additional training requested.

Support & Care of Persons

(There are no changes in this object category from the previous fiscal year.)

Fixed Assets

(There are no changes in this object category from the previous fiscal year.)

FISCAL YEAR 2023-2024 REDUCTION IMPACTS TO BASE BUDGET

Not Applicable

FISCAL YEAR 2023-2024 STATE/FEDERAL FUNDING SUMMARY

Not Applicable

FISCAL YEAR 2023-2024 REGULATORY COMPLIANCE SUMMARY

Not Applicable

MAJOR POLICY CONSIDERATIONS BEING REQUESTED

Not Applicable

COUNTY OF INYO

BUD002A - BUDGET REQUESTS

RUNDATE: 06/30/2023 TODAY'S DATE: 08/31/2023

FOR FISCAL YEARS: 07/01/2021 - 06/30/24

	YTD ACTUALS 06/30/2022	BOARD APPROVED 06/30/2023	WORKING BUDGET 06/30/2023	YTD ACTUALS 06/30/2023	DEPT REQUESTED 06/30/2024	CAO RECOMM 06/30/2024	BOARD APPROVED 06/30/2024
BUDGET UNIT: 010800 PERSONNEL							
FUND: 0001 GENERAL FUND							
REVENUES:							
4827 - TRIAL COURT CHARGES	\$18,000	\$18,000	\$18,000	\$18,000	\$18,000	\$18,000	\$0
CHARGES FOR CURRENT SERVICES	\$18,000	\$18,000	\$18,000	\$18,000	\$18,000	\$18,000	\$0
4961 - REIMBURSED EXPENSES	\$0	\$0	\$0	\$4,809	\$0	\$0	\$0
OTHER REVENUE	\$0	\$0	\$0	\$4,809	\$0	\$0	\$0
TOTAL REVENUES:	<u>\$18,000</u>	<u>\$18,000</u>	<u>\$18,000</u>	<u>\$22,809</u>	<u>\$18,000</u>	<u>\$18,000</u>	<u>\$0</u>
EXPENSES:							
5001 - SALARIED EMPLOYEES	\$267,092	\$400,647	\$400,647	\$378,857	\$422,642	\$401,830	\$0
5003 - OVERTIME	\$2,484	\$5,000	\$5,000	\$406	\$3,000	\$3,000	\$0
5012 - PART TIME EMPLOYEES	\$8,854	\$0	\$0	\$2,080	\$7,500	\$7,500	\$0
5021 - RETIREMENT & SOCIAL SECURITY	\$23,395	\$31,665	\$31,665	\$30,041	\$32,452	\$30,847	\$0
5022 - PERS RETIREMENT	\$39,247	\$60,171	\$60,171	\$57,189	\$70,922	\$68,890	\$0
5024 - RETIREMENT-UNFUNDED LIAB	\$41,505	\$46,813	\$46,813	\$46,813	\$49,386	\$49,386	\$0
5031 - MEDICAL INSURANCE	\$8,633	\$29,419	\$29,419	\$27,682	\$66,172	\$59,635	\$0
5032 - DISABILITY INSURANCE	\$3,061	\$4,379	\$4,379	\$3,788	\$3,746	\$3,560	\$0
5034 - EDUCATION REIMBURSEMENT	\$14,815	\$25,000	\$25,000	\$6,660	\$25,000	\$25,000	\$0
5043 - OTHER BENEFITS	\$19,349	\$19,254	\$19,254	\$19,797	\$6,758	\$6,758	\$0
SALARIES & BENEFITS	\$428,438	\$622,348	\$622,348	\$573,316	\$687,578	\$656,406	\$0
5122 - CELL PHONES	\$183	\$0	\$2,000	\$1,418	\$1,080	\$1,080	\$0
5232 - OFFICE & OTHER EQUIP < \$5,000	\$1,925	\$10,000	\$10,000	\$4,648	\$10,000	\$10,000	\$0
5263 - ADVERTISING	\$8,696	\$15,000	\$10,000	\$5,998	\$15,000	\$15,000	\$0
5265 - PROFESSIONAL & SPECIAL SERVICE	\$207,801	\$482,500	\$685,227	\$153,573	\$532,500	\$532,500	\$0
5291 - OFFICE, SPACE & SITE RENTAL	\$0	\$2,000	\$2,000	\$0	\$2,000	\$2,000	\$0
5311 - GENERAL OPERATING EXPENSE	\$11,591	\$21,500	\$15,509	\$9,393	\$21,500	\$21,500	\$0
5331 - TRAVEL EXPENSE	\$2,312	\$7,000	\$10,000	\$5,945	\$10,000	\$10,000	\$0
SERVICES & SUPPLIES	\$232,509	\$538,000	\$734,736	\$180,978	\$592,080	\$592,080	\$0
5123 - TECH REFRESH EXPENSE	\$4,305	\$5,439	\$5,439	\$5,439	\$4,478	\$4,478	\$0
5127 - MOBILE DEVICE MANAGEMENT-INTER	\$5	\$0	\$5	\$3	\$0	\$0	\$0
5128 - INTERNAL SHREDDING CHARGES	\$439	\$540	\$582	\$582	\$540	\$540	\$0

COUNTY OF INYO

BUD002A - BUDGET REQUESTS

RUNDATE: 06/30/2023 TODAY'S DATE: 08/31/2023

FOR FISCAL YEARS: 07/01/2021 - 06/30/24

	YTD ACTUALS 06/30/2022	BOARD APPROVED 06/30/2023	WORKING BUDGET 06/30/2023	YTD ACTUALS 06/30/2023	DEPT REQUESTED 06/30/2024	CAO RECOMM 06/30/2024	BOARD APPROVED 06/30/2024
5129 - INTERNAL COPY CHARGES (NON-IS)	\$4,215	\$5,500	\$7,244	\$11,002	\$8,000	\$8,000	\$0
5152 - WORKERS COMPENSATION	\$4,175	\$5,372	\$5,372	\$5,372	\$9,786	\$9,786	\$0
5155 - PUBLIC LIABILITY INSURANCE	\$74,486	\$112,494	\$112,494	\$112,494	\$123,605	\$123,605	\$0
5333 - MOTOR POOL	\$7,725	\$10,800	\$15,000	\$11,810	\$12,000	\$12,000	\$0
INTERNAL CHARGES	\$95,351	\$140,145	\$146,136	\$146,703	\$158,409	\$158,409	\$0
5901 - CONTINGENCIES	\$0	\$285,000	\$285,000	\$0	\$285,000	\$285,000	\$0
RESERVES	\$0	\$285,000	\$285,000	\$0	\$285,000	\$285,000	\$0
TOTAL EXPENSES:	<u>\$756,299</u>	<u>\$1,585,493</u>	<u>\$1,788,220</u>	<u>\$900,998</u>	<u>\$1,723,067</u>	<u>\$1,691,895</u>	<u>\$0</u>
BUDGET UNIT: 010800 PERSONNEL	(\$738,299)	(\$1,567,493)	(\$1,770,220)	(\$878,189)	(\$1,705,067)	(\$1,673,895)	\$0

PROPERTY TAX UPGRADE 011804

DEPARTMENTAL FUNCTIONS

See IS narrative in budget code 011801

MAJOR ACCOMPLISHMENTS IN FISCAL YEAR 2022-2023

- See 011801

GOALS FOR FISCAL YEAR 2023-2024

- See 011801

DEPARTMENTAL BUDGET REQUEST FOR FISCAL YEAR 2023-2024

The Department's Fiscal Year 2023-2024 Requested Budget represents an overall increase of \$5,090 in expenditures, and an increase of \$0 in revenues, when compared to the Fiscal Year 2022-2023 Board Approved Budget. As a result, the Requested Net County Cost is increased by \$5,090.

Aumentum annual cost increase

Personnel Costs did not change compared to the Fiscal Year 2022-2023 Board Approved Budget.

Revenues

(There are no changes in this object category from the previous fiscal year.)

Personnel

The Department's Requested Budget represents no change in the number of fulltime equivalent (FTE) positions that are supported by this budget.

Administration of this budget is provided by staff funded in the Information Services budget.

Services & Supplies

5265 (PROFESSIONAL & SPECIAL SERVICE) increased by \$5,090: Aumentum annual cost increase.

Support & Care of Persons

(There are no changes in this object category from the previous fiscal year.)

Fixed Assets

(There are no changes in this object category from the previous fiscal year.)

FISCAL YEAR 2023-2024 REDUCTION IMPACTS TO BASE BUDGET

No impacts

FISCAL YEAR 2023-2024 STATE/FEDERAL FUNDING SUMMARY

Not applicable

FISCAL YEAR 2023-2024 REGULATORY COMPLIANCE SUMMARY

Not applicable

MAJOR POLICY CONSIDERATIONS BEING REQUESTED

Not Applicable

COUNTY OF INYO

BUD002A - BUDGET REQUESTS

RUNDATE: 06/30/2023 TODAY'S DATE: 08/31/2023

FOR FISCAL YEARS: 07/01/2021 - 06/30/24

	YTD ACTUALS 06/30/2022	BOARD APPROVED 06/30/2023	WORKING BUDGET 06/30/2023	YTD ACTUALS 06/30/2023	DEPT REQUESTED 06/30/2024	CAO RECOMM 06/30/2024	BOARD APPROVED 06/30/2024
BUDGET UNIT: 011804 PROPERTY TAX UPGRADE							
FUND: 6999 COMPUTER SYSTEM FUND							
REVENUES:							
TOTAL REVENUES:	\$0	\$0	\$0	\$0	\$0	\$0	\$0
EXPENSES:							
5265 - PROFESSIONAL & SPECIAL SERVICE	\$0	\$169,410	\$169,410	\$55,244	\$174,500	\$174,500	\$0
SERVICES & SUPPLIES	\$0	\$169,410	\$169,410	\$55,244	\$174,500	\$174,500	\$0
5561 - PRINCIPAL ON NOTES PAYABLE	\$26,526	\$0	\$0	\$0	\$0	\$0	\$0
DEBT SERVICE PRINCIPAL	\$26,526	\$0	\$0	\$0	\$0	\$0	\$0
TOTAL EXPENSES:	\$26,526	\$169,410	\$169,410	\$55,244	\$174,500	\$174,500	\$0
BUDGET UNIT: 011804 PROPERTY TAX UPGRADE	(\$26,526)	(\$169,410)	(\$169,410)	(\$55,244)	(\$174,500)	(\$174,500)	\$0

PUBLIC DEFENDER

022600

DEPARTMENTAL FUNCTIONS

This budget is used to fund the County's costs for providing Public Defender (Indigent Defense) services. State law requires the County of Inyo to provide public defense services, and the County complies with this mandate by contracting with attorneys to provide the legal services required by law. Public defender costs include the costs of agreements with attorneys with whom the county contracts for public defender services, as well as the cost for out-of-contract attorney appointments made by the Superior Court, over which the County has no control. Other costs include Court-ordered witness fees, Court-ordered expert witness fees, Court-ordered doctor fees (including psychological evaluations), Court-ordered private investigation fees, drug testing fees, and miscellaneous expenses as ordered by the Courts.

MAJOR ACCOMPLISHMENTS IN FISCAL YEAR 2022-2023

- Continued the provision of mandated legal services

GOALS FOR FISCAL YEAR 2023-2024

- Continue the provision of mandated legal services

DEPARTMENTAL BUDGET REQUEST FOR FISCAL YEAR 2023-2024

The Department's Fiscal Year 2023-2024 Requested Budget represents an overall increase of \$161,841 in expenditures, and an increase of \$25,200 in revenues, when compared to the Fiscal Year 2022-2023 Board Approved Budget. As a result, the Requested Net County Cost is increased by \$136,641.

Personnel Costs did not change compared to the Fiscal Year 2022-2023 Board Approved Budget.

Revenues

4632 (PUBLIC DEFENDER FEES) decreased by \$1,000: based on prior year actuals; **4827** (TRIAL COURT CHARGES) increased by \$26,200: based on prior year actuals.

Personnel

The Department's Requested Budget represents no change in the number of fulltime equivalent (FTE) positions that are supported by this budget.

The administrative costs associated with the provision of Public Defender services are primarily absorbed by the CAO-General budget.

Services & Supplies

5263 (ADVERTISING) increased by \$500: there will be an RFP/RFQ issued this year; **5265** (PROFESSIONAL & SPECIAL SERVICE) increased by \$160,265: due to the possibility of adding one more contract public defender; **5311** (GENERAL OPERATING EXPENSE) increased by \$1,476: based on prior year actuals.

Support & Care of Persons

(There are no changes in this object category from the previous fiscal year.)

Fixed Assets

(There are no changes in this object category from the previous fiscal year.)

FISCAL YEAR 2023-2024 REDUCTION IMPACTS TO BASE BUDGET

The County of Inyo is mandated to provide public defense legal services.

FISCAL YEAR 2023-2024 STATE/FEDERAL FUNDING SUMMARY

Not Applicable

FISCAL YEAR 2023-2024 REGULATORY COMPLIANCE SUMMARY

Not Applicable

MAJOR POLICY CONSIDERATIONS BEING REQUESTED

Not Applicable

COUNTY OF INYO

BUD002A - BUDGET REQUESTS

RUNDATE: 06/30/2023 TODAY'S DATE: 08/31/2023

FOR FISCAL YEARS: 07/01/2021 - 06/30/24

	YTD ACTUALS 06/30/2022	BOARD APPROVED 06/30/2023	WORKING BUDGET 06/30/2023	YTD ACTUALS 06/30/2023	DEPT REQUESTED 06/30/2024	CAO RECOMM 06/30/2024	BOARD APPROVED 06/30/2024
BUDGET UNIT: 022600 PUBLIC DEFENDER							
FUND: 0001 GENERAL FUND							
REVENUES:							
4485 - STATE - PUBLIC SAFETY SERVICES	\$198,036	\$190,000	\$190,000	\$190,509	\$190,000	\$190,000	\$0
AID FROM OTHER GOVT AGENCIES	\$198,036	\$190,000	\$190,000	\$190,509	\$190,000	\$190,000	\$0
4632 - PUBLIC DEFENDER FEES	\$619	\$1,000	\$1,000	\$0	\$0	\$0	\$0
4827 - TRIAL COURT CHARGES	\$105,742	\$43,800	\$58,143	\$61,497	\$70,000	\$70,000	\$0
CHARGES FOR CURRENT SERVICES	\$106,361	\$44,800	\$59,143	\$61,497	\$70,000	\$70,000	\$0
TOTAL REVENUES:	<u>\$304,398</u>	<u>\$234,800</u>	<u>\$249,143</u>	<u>\$252,006</u>	<u>\$260,000</u>	<u>\$260,000</u>	<u>\$0</u>
EXPENSES:							
5263 - ADVERTISING	\$0	\$500	\$500	\$0	\$1,000	\$1,000	\$0
5265 - PROFESSIONAL & SPECIAL SERVICE	\$645,719	\$763,826	\$783,669	\$751,528	\$924,091	\$924,091	\$0
5311 - GENERAL OPERATING EXPENSE	\$0	\$5,724	\$5,724	\$0	\$7,200	\$7,200	\$0
SERVICES & SUPPLIES	\$645,719	\$770,050	\$789,893	\$751,528	\$932,291	\$932,291	\$0
5129 - INTERNAL COPY CHARGES (NON-IS)	\$56	\$500	\$500	\$83	\$100	\$100	\$0
INTERNAL CHARGES	\$56	\$500	\$500	\$83	\$100	\$100	\$0
TOTAL EXPENSES:	<u>\$645,775</u>	<u>\$770,550</u>	<u>\$790,393</u>	<u>\$751,611</u>	<u>\$932,391</u>	<u>\$932,391</u>	<u>\$0</u>
BUDGET UNIT: 022600 PUBLIC DEFENDER	(\$341,376)	(\$535,750)	(\$541,250)	(\$499,604)	(\$672,391)	(\$672,391)	\$0

PURCHASING REVOLVING 200300

DEPARTMENTAL FUNCTIONS

This budget is used to consolidate the purchase of office supplies and paper for the County Departments. It is a revolving fund for purchasing.

MAJOR ACCOMPLISHMENTS IN FISCAL YEAR 2022-2023

- Continued to achieve the most favorable prices for the purchase of essential general office supplies
- Worked with all departments to transition to purchasing supplies individually and pay all invoices through their respective budgets

GOALS FOR FISCAL YEAR 2023-2024

- Working with other vendors to pursue more favorable prices for County governments
- Continue to work with departments to achieve the most favorable prices

DEPARTMENTAL BUDGET REQUEST FOR FISCAL YEAR 2023-2024

The Department's Fiscal Year 2023-2024 Requested Budget represents an overall increase of \$0 in expenditures, and an increase of \$0 in revenues, when compared to the Fiscal Year 2022-2023 Board Approved Budget. As a result, the Requested Net County Cost is increased by \$0.

Personnel Costs did not change compared to the Fiscal Year 2022-2023 Board Approved Budget.

Revenues

(There are no changes in this object category from the previous fiscal year.)

Personnel

The Department's Requested Budget represents no change in the number of fulltime equivalent (FTE) positions that are supported by this budget.

The costs associated with administration of this budget are absorbed in the CAO - General budget.

Services & Supplies

(There are no changes in this object category from the previous fiscal year.)

Support & Care of Persons

(There are no changes in this object category from the previous fiscal year.)

Fixed Assets

(There are no changes in this object category from the previous fiscal year.)

FISCAL YEAR 2023-2024 REDUCTION IMPACTS TO BASE BUDGET

Not Applicable

FISCAL YEAR 2023-2024 STATE/FEDERAL FUNDING SUMMARY

Not Applicable

FISCAL YEAR 2023-2024 REGULATORY COMPLIANCE SUMMARY

Not Applicable

MAJOR POLICY CONSIDERATIONS BEING REQUESTED

Not Applicable

COUNTY OF INYO

BUD002A - BUDGET REQUESTS

RUNDATE: 06/30/2023 TODAY'S DATE: 08/31/2023

FOR FISCAL YEARS: 07/01/2021 - 06/30/24

	YTD ACTUALS 06/30/2022	BOARD APPROVED 06/30/2023	WORKING BUDGET 06/30/2023	YTD ACTUALS 06/30/2023	DEPT REQUESTED 06/30/2024	CAO RECOMM 06/30/2024	BOARD APPROVED 06/30/2024
BUDGET UNIT: 200300 PURCHASING REVOLVING							
FUND: 2000 PURCHASING REVOLVING							
REVENUES:							
4825 - OTHER CURRENT CHARGES	\$109,060	\$175,000	\$175,000	\$95,279	\$175,000	\$175,000	\$0
CHARGES FOR CURRENT SERVICES	\$109,060	\$175,000	\$175,000	\$95,279	\$175,000	\$175,000	\$0
TOTAL REVENUES:	<u>\$109,060</u>	<u>\$175,000</u>	<u>\$175,000</u>	<u>\$95,279</u>	<u>\$175,000</u>	<u>\$175,000</u>	<u>\$0</u>
EXPENSES:							
5263 - ADVERTISING	\$21	\$0	\$0	\$0	\$0	\$0	\$0
5311 - GENERAL OPERATING EXPENSE	\$115,221	\$175,000	\$175,000	\$96,544	\$175,000	\$175,000	\$0
SERVICES & SUPPLIES	\$115,243	\$175,000	\$175,000	\$96,544	\$175,000	\$175,000	\$0
TOTAL EXPENSES:	<u>\$115,243</u>	<u>\$175,000</u>	<u>\$175,000</u>	<u>\$96,544</u>	<u>\$175,000</u>	<u>\$175,000</u>	<u>\$0</u>
BUDGET UNIT: 200300 PURCHASING REVOLVING	(\$6,182)	\$0	\$0	(\$1,265)	\$0	\$0	\$0

RISK MANAGEMENT

010900

DEPARTMENTAL FUNCTIONS

Risk Management coordinates/administers the Liability, Workers' Compensation, Medical Malpractice, Property Insurance budgets, as well as insurance programs for Airports, Pollution, Cyber, Crime, and Fine Art. As the Americans with Disabilities Act (ADA) Coordinator, the Risk Manager is responsible for the individualized interactive process, reasonable accommodations, and ADA Grievances. The Risk Manager is an advisor to the Quality Assurance Committee for correctional care issues. The Risk Manager is the Co-Chair of the Health & Safety Committee for employee safety issues, the Chair of the ADA Task Force for disability access issues, a member of the Threat Assessment Team for violence in the workplace issues, a current member of the Executive Committee of PRISM (our insurance and risk services pool), the Chair of the Primary Workers' Compensation Committee, and a member of the PRISM Underwriting Committee. The Risk Manager conducts safety inspections, designs / advises / deploys employee safety training, and coordinates with outside legal counsel and risk service consultants.

MAJOR ACCOMPLISHMENTS IN FISCAL YEAR 2022-2023

- Hired Safety Coordinator and began training
- Completed extensive propane tank compliance audit
- Completed annual physical risk and safety audit
- Brought County Code updates to Board regarding Special Events and Crime Insurance
- Updated multiple safety programs

GOALS FOR FISCAL YEAR 2023-2024

- Bring to Board the Employee Medical Services Procedures, including revisions to how we handle first aid kits, AEDs, and NARCAN
- Review contract efficiency and devise improved thru-put timing for insurance requirements and documentation review
- 2024 total insurance value appraisals (charged to 010600) to improve property data and insurance management
- Close out open property claims

DEPARTMENTAL BUDGET REQUEST FOR FISCAL YEAR 2023-2024

The Department's Fiscal Year 2023-2024 Requested Budget represents an overall increase of \$84,976 in expenditures, and an increase of \$96,301 in revenues, when compared to the Fiscal Year 2022-2023 Board Approved Budget. As a result, the Requested Net County Cost is decreased by \$11,325.

Personnel Costs increased by \$39,909 compared to the Fiscal Year 2022-2023 Board Approved Budget, due to new Safety Coordinator, who started mid-year 22/23, increased benefit rates and the negotiated COLA.

Revenues

4822 (INTRA COUNTY INSURANCE ADMIN) increased by \$106,301: fixed costs have increases, and this reflects budgeted expenditures; **4998** (OPERATING TRANSFERS IN) decreased by \$10,000: we no longer have a need for the part time lawyer.

Personnel

The Department's Requested Budget represents no change in the number of fulltime equivalent (FTE) positions that are supported by this budget.

Safety Coordinator started in 22/23, and this position is continuing in 23/24.

Services & Supplies

5122 (CELL PHONES) increased by \$500: Safety Coordinator's cell phone; **5232** (OFFICE & OTHER EQUIP < \$5,000) increased by \$5,000: safety equipment and ergonomic improvements that Risk identifies as needed and will take care of expeditiously. Risk will also stock ergo equipment and later bill departments for it as their need arises to improve speed of employee service; **5265** (PROFESSIONAL & SPECIAL SERVICE) increased by \$2,000: additional safety training for Safety Coordinator. Non-Risk employee training can get charged back to their departments; **5311** (GENERAL OPERATING EXPENSE) increased by \$20,000: increases for toner, paper, and office-related for new Safety Coordinator as she is learning to teach safety and will need the projected additional aides; **5331** (TRAVEL EXPENSE) increased by \$1,325: Additional travel required for new Safety Coordinator position.

Support & Care of Persons

(There are no changes in this object category from the previous fiscal year.)

Fixed Assets

(There are no changes in this object category from the previous fiscal year.)

FISCAL YEAR 2023-2024 REDUCTION IMPACTS TO BASE BUDGET

Not Applicable

FISCAL YEAR 2023-2024 STATE/FEDERAL FUNDING SUMMARY

Not Applicable

FISCAL YEAR 2023-2024 REGULATORY COMPLIANCE SUMMARY

Not Applicable

MAJOR POLICY CONSIDERATIONS BEING REQUESTED

Not Applicable

COUNTY OF INYO

BUD002A - BUDGET REQUESTS

RUNDATE: 06/30/2023 TODAY'S DATE: 08/31/2023

FOR FISCAL YEARS: 07/01/2021 - 06/30/24

	YTD ACTUALS 06/30/2022	BOARD APPROVED 06/30/2023	WORKING BUDGET 06/30/2023	YTD ACTUALS 06/30/2023	DEPT REQUESTED 06/30/2024	CAO RECOMM 06/30/2024	BOARD APPROVED 06/30/2024
BUDGET UNIT: 010900 RISK MANAGEMENT							
FUND: 0001 GENERAL FUND							
REVENUES:							
4821 - INTRA COUNTY CHARGES	\$1,034	\$0	\$0	\$0	\$0	\$0	\$0
4822 - INTRA COUNTY INSURANCE ADMIN CHARGES FOR CURRENT SERVICES	\$274,873 \$275,907	\$345,593 \$345,593	\$345,593 \$345,593	\$345,593 \$345,593	\$451,894 \$451,894	\$451,894 \$451,894	\$0 \$0
4998 - OPERATING TRANSFERS IN OTHER FINANCING SOURCES	\$0 \$0	\$10,000 \$10,000	\$10,000 \$10,000	\$0 \$0	\$0 \$0	\$0 \$0	\$0 \$0
4961 - REIMBURSED EXPENSES OTHER REVENUE	\$1,208 \$1,208	\$0 \$0	\$0 \$0	\$923 \$923	\$0 \$0	\$0 \$0	\$0 \$0
TOTAL REVENUES:	\$277,116	\$355,593	\$355,593	\$346,516	\$451,894	\$451,894	\$0
EXPENSES:							
5001 - SALARIED EMPLOYEES	\$149,121	\$193,582	\$188,582	\$184,041	\$227,541	\$227,541	\$0
5003 - OVERTIME	\$0	\$0	\$0	\$34	\$1,500	\$1,500	\$0
5012 - PART TIME EMPLOYEES	\$2,802	\$10,000	\$10,000	\$0	\$0	\$0	\$0
5021 - RETIREMENT & SOCIAL SECURITY	\$11,614	\$15,084	\$15,084	\$13,965	\$17,679	\$17,679	\$0
5022 - PERS RETIREMENT	\$24,883	\$29,112	\$29,112	\$28,619	\$36,410	\$36,410	\$0
5024 - RETIREMENT-UNFUNDED LIAB	\$17,788	\$20,063	\$20,063	\$20,063	\$21,166	\$21,166	\$0
5031 - MEDICAL INSURANCE	\$18,782	\$32,976	\$32,255	\$25,681	\$36,508	\$36,508	\$0
5032 - DISABILITY INSURANCE	\$1,672	\$2,145	\$2,145	\$1,773	\$2,063	\$2,063	\$0
5043 - OTHER BENEFITS SALARIES & BENEFITS	\$2,175 \$228,839	\$1,444 \$304,406	\$2,165 \$299,406	\$2,162 \$276,341	\$1,448 \$344,315	\$1,448 \$344,315	\$0 \$0
5122 - CELL PHONES	\$877	\$1,000	\$1,000	\$802	\$1,500	\$1,500	\$0
5232 - OFFICE & OTHER EQUIP < \$5,000	\$2,938	\$5,000	\$5,000	\$3,428	\$10,000	\$10,000	\$0
5265 - PROFESSIONAL & SPECIAL SERVICE	\$4,568	\$10,000	\$30,431	\$1,970	\$12,000	\$12,000	\$0
5291 - OFFICE, SPACE & SITE RENTAL	\$1,080	\$3,000	\$3,000	\$1,080	\$3,000	\$3,000	\$0
5311 - GENERAL OPERATING EXPENSE	\$3,656	\$5,000	\$10,000	\$7,528	\$25,000	\$25,000	\$0
5326 - LATE FEES & FINANCE CHARGES	\$9	\$0	\$0	\$0	\$0	\$0	\$0
5331 - TRAVEL EXPENSE	\$1,969	\$20,000	\$14,586	\$4,660	\$21,325	\$21,325	\$0
5351 - UTILITIES	\$859	\$1,500	\$1,500	\$1,085	\$1,500	\$1,500	\$0

COUNTY OF INYO

BUD002A - BUDGET REQUESTS

RUNDATE: 06/30/2023 TODAY'S DATE: 08/31/2023

FOR FISCAL YEARS: 07/01/2021 - 06/30/24

	YTD ACTUALS 06/30/2022	BOARD APPROVED 06/30/2023	WORKING BUDGET 06/30/2023	YTD ACTUALS 06/30/2023	DEPT REQUESTED 06/30/2024	CAO RECOMM 06/30/2024	BOARD APPROVED 06/30/2024
SERVICES & SUPPLIES	\$15,959	\$45,500	\$65,517	\$20,554	\$74,325	\$74,325	\$0
5123 - TECH REFRESH EXPENSE	\$1,828	\$1,851	\$1,851	\$1,851	\$2,239	\$2,239	\$0
5127 - MOBILE DEVICE MANAGEMENT-INTER	\$18	\$7	\$7	\$3	\$0	\$0	\$0
5128 - INTERNAL SHREDDING CHARGES	\$148	\$180	\$194	\$194	\$180	\$180	\$0
5129 - INTERNAL COPY CHARGES (NON-IS)	\$1,099	\$1,500	\$1,900	\$1,870	\$1,500	\$1,500	\$0
5152 - WORKERS COMPENSATION	\$2,273	\$2,876	\$2,876	\$2,876	\$4,892	\$4,892	\$0
5155 - PUBLIC LIABILITY INSURANCE	\$3,537	\$4,598	\$4,598	\$4,598	\$9,443	\$9,443	\$0
5333 - MOTOR POOL	\$4,409	\$6,000	\$6,000	\$5,763	\$15,000	\$15,000	\$0
INTERNAL CHARGES	\$13,313	\$17,012	\$17,426	\$17,156	\$33,254	\$33,254	\$0
TOTAL EXPENSES:	\$258,112	\$366,918	\$382,349	\$314,052	\$451,894	\$451,894	\$0
BUDGET UNIT: 010900 RISK MANAGEMENT	\$19,003	(\$11,325)	(\$26,756)	\$32,464	\$0	\$0	\$0

VETERANS SERVICE OFFICER

056600

DEPARTMENTAL FUNCTIONS

The County Veterans Services Office (CVSO) has the duty and primary function to assist the Inyo/Mono Counties veteran community in applying for and maintaining available benefits and entitlements for which they may be eligible. Veteran benefits are administered by federal, state and local governments. In addition to our own veteran community, the CVSO must answer to any veteran that may seek assistance of this office, the Board of Supervisors and the County Administrative Officer. All Veteran Services Representatives in the CVSO must achieve and maintain Accreditation with the California Department of Veterans Affairs as a condition of their employment. This Accreditation must be secured within 6 months of employment. Once achieved, Veteran Services Representatives must maintain their accreditation by completing a mandatory amount of Continuing Education Units each year as directed by the Department of Veterans Affairs.

MAJOR ACCOMPLISHMENTS IN FISCAL YEAR 2022-2023

- Developed a Facebook page for Inyo County Veterans Services and keeping the content current
- Participating in the planning for affordable Veterans Housing aiming to end Veteran Homelessness in Inyo County
- Continued to collaborate with the CalVet Interagency Network Coordinator to address Veterans needs in Inyo and Mono County
- Attended the National Association of Veteran Service Officers Leadership Summit
- Placed Respectful Flag Disposal bins in most towns throughout Inyo and Mono

GOALS FOR FISCAL YEAR 2023-2024

- Increase participation in Community events
- Increase the amount of outreach events put on by the Veterans Service Office
- Collaborate with local agencies to implement flag disposal ceremonies
- Modernize the Veterans Service Office outdated outreach equipment
- Participate in the California Association for County Veterans Service Officers Mentor Program

DEPARTMENTAL BUDGET REQUEST FOR FISCAL YEAR 2023-2024

The Department's Fiscal Year 2023-2024 Requested Budget represents an overall increase of \$30,988 in expenditures, and a decrease of \$1,617 in revenues, when compared to the Fiscal Year 2022-2023 Board Approved Budget. As a result, the Requested Net County Cost is increased by \$32,605.

Personnel Costs increased by \$21,678 compared to the Fiscal Year 2022-2023 Board Approved Budget, due to negotiated COLAs and an increase and change in insurance benefits.

Revenues

4473 (STATE AID FOR VETERANS AFFAIRS) decreased by \$11,250: based on prior year actual amounts; **4561** (AID FROM MONO COUNTY) increased by \$9,633: based on 1/3 of operating costs.

Personnel

The Department's Requested Budget represents no change in the number of fulltime equivalent (FTE) positions that are supported by this budget.

There are no changes to the personnel budgeted in this budget.

Services & Supplies

5122 (CELL PHONES) increased by \$456: based on prior year actuals; **5232** (OFFICE & OTHER EQUIP < \$5,000) increased by \$500: based on needs of the program; **5351** (UTILITIES) increased by \$60: based on prior year actuals.

Support & Care of Persons

5501 (SUPPORT & CARE OF PERSONS) decreased by \$1,000: based on prior year actuals.

Fixed Assets

(There are no changes in this object category from the previous fiscal year.)

FISCAL YEAR 2023-2024 REDUCTION IMPACTS TO BASE BUDGET

Not Applicable

FISCAL YEAR 2023-2024 STATE/FEDERAL FUNDING SUMMARY

California Department of Veteran Affairs (CalVET) administers three CalVET Veterans Services Office (CVSO) related revenue programs; the County Subvention Program reimburses counties for a portion of their administrative costs and for "Workload Units" performed. The Medi-Cal Cost Avoidance Program reimburses counties for "activities" CVSOs perform that result in cost avoidance or savings to the Medi-Cal program. The Veterans Service Office Fund is funded through the Veterans License Plat Program. These funds are distributed on a pro-rata basis using each county's total next expenditures for CVSO operations.

FISCAL YEAR 2023-2024 REGULATORY COMPLIANCE SUMMARY

Not Applicable

MAJOR POLICY CONSIDERATIONS BEING REQUESTED

Not Applicable

COUNTY OF INYO

BUD002A - BUDGET REQUESTS

RUNDATE: 06/30/2023 TODAY'S DATE: 08/31/2023

FOR FISCAL YEARS: 07/01/2021 - 06/30/24

	YTD ACTUALS 06/30/2022	BOARD APPROVED 06/30/2023	WORKING BUDGET 06/30/2023	YTD ACTUALS 06/30/2023	DEPT REQUESTED 06/30/2024	CAO RECOMM 06/30/2024	BOARD APPROVED 06/30/2024
BUDGET UNIT: 056600 VETERANS SERVICE OFFICER							
FUND: 0001 GENERAL FUND							
REVENUES:							
4473 - STATE AID FOR VETERANS AFFAIRS	\$49,148	\$26,850	\$26,850	\$33,694	\$15,600	\$15,600	\$0
4561 - AID FROM MONO COUNTY	\$0	\$67,014	\$67,014	\$115,679	\$76,647	\$76,647	\$0
AID FROM OTHER GOVT AGENCIES	\$49,148	\$93,864	\$93,864	\$149,374	\$92,247	\$92,247	\$0
TOTAL REVENUES:	\$49,148	\$93,864	\$93,864	\$149,374	\$92,247	\$92,247	\$0
EXPENSES:							
5001 - SALARIED EMPLOYEES	\$80,924	\$85,513	\$85,500	\$85,460	\$93,479	\$93,479	\$0
5021 - RETIREMENT & SOCIAL SECURITY	\$5,969	\$6,615	\$6,200	\$6,175	\$7,216	\$7,216	\$0
5022 - PERS RETIREMENT	\$13,723	\$14,375	\$15,000	\$14,549	\$17,062	\$17,062	\$0
5024 - RETIREMENT-UNFUNDED LIAB	\$11,858	\$13,375	\$13,375	\$13,375	\$14,110	\$14,110	\$0
5031 - MEDICAL INSURANCE	\$17,133	\$19,679	\$23,000	\$22,781	\$29,467	\$29,467	\$0
5032 - DISABILITY INSURANCE	\$885	\$941	\$850	\$806	\$842	\$842	\$0
5043 - OTHER BENEFITS	\$263	\$0	\$0	\$0	\$0	\$0	\$0
SALARIES & BENEFITS	\$130,758	\$140,498	\$143,925	\$143,148	\$162,176	\$162,176	\$0
5122 - CELL PHONES	\$803	\$864	\$1,200	\$1,254	\$1,320	\$1,320	\$0
5232 - OFFICE & OTHER EQUIP < \$5,000	\$147	\$500	\$0	\$0	\$1,000	\$1,000	\$0
5263 - ADVERTISING	\$0	\$500	\$0	\$0	\$500	\$500	\$0
5311 - GENERAL OPERATING EXPENSE	\$3,417	\$10,700	\$8,317	\$4,132	\$10,700	\$10,700	\$0
5326 - LATE FEES & FINANCE CHARGES	\$27	\$0	\$100	\$37	\$0	\$0	\$0
5331 - TRAVEL EXPENSE	\$5,359	\$12,000	\$9,240	\$4,767	\$12,000	\$12,000	\$0
5351 - UTILITIES	\$418	\$420	\$450	\$412	\$480	\$480	\$0
SERVICES & SUPPLIES	\$10,172	\$24,984	\$19,307	\$10,603	\$26,000	\$26,000	\$0
5123 - TECH REFRESH EXPENSE	\$2,046	\$1,088	\$1,088	\$1,088	\$1,120	\$1,120	\$0
5127 - MOBILE DEVICE MANAGEMENT-INTER	\$15	\$7	\$7	\$3	\$0	\$0	\$0
5128 - INTERNAL SHREDDING CHARGES	\$67	\$0	\$0	\$0	\$0	\$0	\$0
5129 - INTERNAL COPY CHARGES (NON-IS)	\$79	\$500	\$250	\$105	\$200	\$200	\$0
5152 - WORKERS COMPENSATION	\$882	\$1,535	\$1,535	\$1,535	\$2,129	\$2,129	\$0
5155 - PUBLIC LIABILITY INSURANCE	\$1,373	\$2,454	\$2,454	\$2,454	\$4,110	\$4,110	\$0
5315 - COUNTY COST PLAN	\$5,123	\$14,886	\$14,886	\$14,886	\$21,205	\$21,205	\$0
5333 - MOTOR POOL	\$9,548	\$8,000	\$12,000	\$10,765	\$9,000	\$9,000	\$0

COUNTY OF INYO

BUD002A - BUDGET REQUESTS

RUNDATE: 06/30/2023 TODAY'S DATE: 08/31/2023

FOR FISCAL YEARS: 07/01/2021 - 06/30/24

	YTD ACTUALS 06/30/2022	BOARD APPROVED 06/30/2023	WORKING BUDGET 06/30/2023	YTD ACTUALS 06/30/2023	DEPT REQUESTED 06/30/2024	CAO RECOMM 06/30/2024	BOARD APPROVED 06/30/2024
INTERNAL CHARGES	\$19,133	\$28,470	\$32,220	\$30,837	\$37,764	\$37,764	\$0
5501 - SUPPORT & CARE OF PERSONS	\$147	\$2,000	\$500	\$108	\$1,000	\$1,000	\$0
OTHER CHARGES	\$147	\$2,000	\$500	\$108	\$1,000	\$1,000	\$0
TOTAL EXPENSES:	<u>\$160,211</u>	<u>\$195,952</u>	<u>\$195,952</u>	<u>\$184,697</u>	<u>\$226,940</u>	<u>\$226,940</u>	<u>\$0</u>
BUDGET UNIT: 056600 VETERANS SERVICE OFFICER	(\$111,063)	(\$102,088)	(\$102,088)	(\$35,323)	(\$134,693)	(\$134,693)	\$0

WORKERS COMPENSATION TRUST

500902

DEPARTMENTAL FUNCTIONS

Administered by Risk Management, this budget reflects costs for the County's Workers' Compensation program. Costs include insurance premiums, professional services, employee safety and security upgrades, and related travel. The Risk Manager gathers information and files reports regarding employee injuries, assists injured workers through the workers' compensation process, works with Departments to help employees return to work following injuries, and maintains extensive records. The Risk Manager is responsible for reporting and coordinating injured worker benefits as well as investigations and litigation of work comp claims with Sedgwick (the Third Party Administrator), PRISM, outside defense counsel, and Cal/OSHA. Proactive efforts to reduce the likelihood of future employee injuries are reflected in travel and other object codes as appropriate.

MAJOR ACCOMPLISHMENTS IN FISCAL YEAR 2022-2023

- Assisted 38 new injured workers through the workers' compensation process. 22 of these claims have since closed.
- Investigated and researched workers' compensation related matters, and educated/trained supervisors as needed on the process in support of our injured workers.
- Conducted annual facilities safety audit.
- Continued proactive efforts to identify potential sources of future injuries and provided reports to Department Heads to enhance their awareness and encourage them to address those issues.
- Revised COVID-19 Prevention Plan, Heat Illness Prevention Plan, Blood Borne Pathogen ECP, Aerosol Transmissible Disease ECP, and more.

GOALS FOR FISCAL YEAR 2023-2024

- Update employee medical services protocols, including AED, Narcan, and first aid kit
- Draft and seek buy-in for Vehicle Use Safety Plan and Hazard Communications Plan
- Train new Safety Coordinator to assist in proactive efforts to reduce likelihood of employee injuries in targeted areas
- Conduct annual facilities safety audit and train new Safety Coordinator through the massive process

DEPARTMENTAL BUDGET REQUEST FOR FISCAL YEAR 2023-2024

The Department's Fiscal Year 2023-2024 Requested Budget represents an overall increase of \$645,414 in expenditures, and an increase of \$645,414 in revenues, when compared to the Fiscal Year 2022-2023 Board Approved Budget. As a result, the Requested Net County Cost is increased by \$0.

Increase is substantially due to increase in payroll. The primary premium basis for work comp is payroll, and 22-23 to 23-24 saw a dramatic increase in payroll due mostly to raises, not headcount. Additional small increases reflect training and internal departmental costs associated with the new staff member, a Safety Coordinator, whose role is to successfully reduce frequency and severity of employee injuries over time, which will benefit the bottom line across the county's entire budget.

Personnel Costs did not change compared to the Fiscal Year 2022-2023 Board Approved Budget.

Revenues

4822 (INTRA COUNTY INSURANCE ADMIN) increased by \$645,414: actual budgeted expenditures.

Personnel

The Department's Requested Budget represents no change in the number of fulltime equivalent (FTE) positions that are supported by this budget.

There are no personnel in this budget. The administrative costs associated with this budget are absorbed through the Risk Budget.

Services & Supplies

5158 (INSURANCE PREMIUM) increased by \$453,620: premium increases due mostly to payroll costs, the primary basis for work comp premium calculations; **5199** (MAINT OF STRUCTURES-MATERIALS) increased by \$77,478: reflected targeted projects; **5211** (MEMBERSHIPS) increased by \$200: adding new Safety Coordinator to memberships; **5232** (OFFICE & OTHER EQUIP < \$5,000) increased by \$5,000: based on actual needs; **5265** (PROFESSIONAL & SPECIAL SERVICE) increased by \$89,863: based on actual needs; **5311** (GENERAL OPERATING EXPENSE) increased by \$300: based on actual needs; **5331** (TRAVEL EXPENSE) increased by \$5,500: additional travel needed due to additional staffing.

Support & Care of Persons

(There are no changes in this object category from the previous fiscal year.)

Fixed Assets

(There are no changes in this object category from the previous fiscal year.)

FISCAL YEAR 2023-2024 REDUCTION IMPACTS TO BASE BUDGET

Not Applicable

FISCAL YEAR 2023-2024 STATE/FEDERAL FUNDING SUMMARY

Not Applicable

FISCAL YEAR 2023-2024 REGULATORY COMPLIANCE SUMMARY

Not Applicable

MAJOR POLICY CONSIDERATIONS BEING REQUESTED

Not Applicable

COUNTY OF INYO

BUD002A - BUDGET REQUESTS

RUNDATE: 06/30/2023 TODAY'S DATE: 08/31/2023

FOR FISCAL YEARS: 07/01/2021 - 06/30/24

	YTD ACTUALS 06/30/2022	BOARD APPROVED 06/30/2023	WORKING BUDGET 06/30/2023	YTD ACTUALS 06/30/2023	DEPT REQUESTED 06/30/2024	CAO RECOMM 06/30/2024	BOARD APPROVED 06/30/2024
BUDGET UNIT: 500902 WORKERS COMPENSATION TRUST							
FUND: 5700 WORKERS COMPENSATION TRUST							
REVENUES:							
4301 - INTEREST FROM TREASURY	(\$418)	\$0	\$0	\$354	\$0	\$0	\$0
REV USE OF MONEY & PROPERTY	(\$418)	\$0	\$0	\$354	\$0	\$0	\$0
4822 - INTRA COUNTY INSURANCE ADMIN	\$1,192,935	\$1,487,325	\$1,487,325	\$1,487,327	\$2,132,739	\$2,132,739	\$0
CHARGES FOR CURRENT SERVICES	\$1,192,935	\$1,487,325	\$1,487,325	\$1,487,327	\$2,132,739	\$2,132,739	\$0
4961 - REIMBURSED EXPENSES	\$250	\$0	\$0	\$0	\$0	\$0	\$0
OTHER REVENUE	\$250	\$0	\$0	\$0	\$0	\$0	\$0
TOTAL REVENUES:	<u>\$1,192,766</u>	<u>\$1,487,325</u>	<u>\$1,487,325</u>	<u>\$1,487,681</u>	<u>\$2,132,739</u>	<u>\$2,132,739</u>	<u>\$0</u>
EXPENSES:							
5158 - INSURANCE PREMIUM	\$978,970	\$1,208,564	\$1,208,564	\$1,208,564	\$1,662,184	\$1,662,184	\$0
5199 - MAINT OF STRUCTURES-MATERIALS	\$7,438	\$102,342	\$136,342	\$5,704	\$179,820	\$179,820	\$0
5211 - MEMBERSHIPS	\$4,621	\$6,500	\$6,500	\$4,979	\$6,700	\$6,700	\$0
5232 - OFFICE & OTHER EQUIP < \$5,000	\$1,616	\$0	\$0	\$0	\$5,000	\$5,000	\$0
5265 - PROFESSIONAL & SPECIAL SERVICE	\$110,556	\$144,597	\$144,597	\$129,597	\$234,460	\$234,460	\$0
5311 - GENERAL OPERATING EXPENSE	\$1,718	\$6,700	\$6,700	\$344	\$7,000	\$7,000	\$0
5331 - TRAVEL EXPENSE	\$1,268	\$4,500	\$4,500	\$697	\$10,000	\$10,000	\$0
SERVICES & SUPPLIES	\$1,106,187	\$1,473,203	\$1,507,203	\$1,349,886	\$2,105,164	\$2,105,164	\$0
5315 - COUNTY COST PLAN	\$10,734	\$9,622	\$9,622	\$9,622	\$17,575	\$17,575	\$0
5333 - MOTOR POOL	\$0	\$4,500	\$4,500	\$3,990	\$10,000	\$10,000	\$0
INTERNAL CHARGES	\$10,734	\$14,122	\$14,122	\$13,612	\$27,575	\$27,575	\$0
TOTAL EXPENSES:	<u>\$1,116,921</u>	<u>\$1,487,325</u>	<u>\$1,521,325</u>	<u>\$1,363,499</u>	<u>\$2,132,739</u>	<u>\$2,132,739</u>	<u>\$0</u>
BUDGET UNIT: 500902 WORKERS COMPENSATION TRUST	\$75,844	\$0	(\$34,000)	\$124,182	\$0	\$0	\$0