



2021-2022

City of Bishop, Pavement Management Program Update.



1(PHOTO BY TONY MILICI)

Local Transportation Commission

Pavement Management Program

Fiscal Year 2021/2022

Completed By

Local Transportation Commission
P.O. Drawer Q Independence, CA 93526



TABLE OF CONTENTS

BACKGROUND.....4

**CITY OF BISHOP PAVEMENT
CONDITION.....4-6**

CONCLUSIONS.....4

RECOMMENDATIONS.....6-7

Appendix:

- *Inventory Sorted by Branch and Section*
- *Inventory by PCI High To Low*



LIST OF FIGURES

Figure 1. PCI Condition Categories.....	2
Figure 2. Examples of Streets with Different PCI's.....	2
Figure 3. Pavement condition summary.....	3
Figure 4. City of Bishop PCI Map.....	5
Figure 5. Pavement Management Strategies Overview.....	6
Figure 6. Pavement Management Lifecycle Savings example.....	7
Appendix A. Breakdown of Bishop overall PCI (2013 – 2022).....	9



Background

The 2022 LTC Pavement Management Program (PMP) report for the City of Bishop is the first year LTC staff has conducted distress inspections within the City limits. Previously inspections were performed by a consultant.

The PMP provides a valuable tool in the tracking of the City of Bishop & County of Inyo paved road networks, the PMP offers evaluation of the current pavement condition and allows projections of the future conditions of our roadway systems.

LTC staff updates the City of Bishop's MicroPaver database every three years, by collecting pavement condition data on every paved road within the City of Bishop roadway network. This has been performed to monitor the impact of pavement deterioration, and effectiveness of maintenance and rehabilitation (M&R) activities as well as to determine a pavement condition index (PCI).

As part of the continued implementation of the PMP, LTC staff maintains a MicroPaver database containing all roads within their jurisdiction. This report provides an overview of the City of Bishop asphalt conditions, as well as an inventory report of each pavement section within the road network.

City of Bishop Network Pavement Condition

The City of Bishop is responsible for the repair and maintenance of approximately 17.7 centerline miles of pavements. The PCI is a measurement of the pavement grade or condition that ranges from 0 to 100. A newly constructed or overlaid road would have a PCI of 100, while a poor to failed road would have a PCI of 25 or less. Figure 1 is an overview of the PCI categories. Figure 2 illustrates example photos of streets with a range of different PCIs. The very poor to failed is represented as 0 to 25, Poor is 25 to 55, Fair is 55 to 70 and Good to Excellent is 70 to 100. The current survey of City of Bishop shows an average PCI of 52.5.



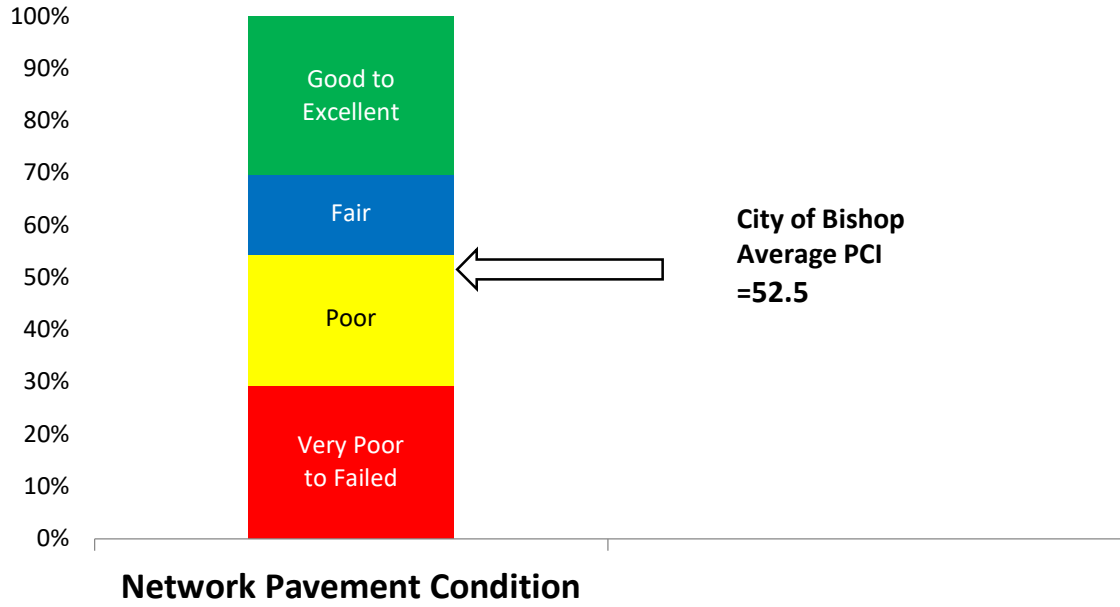


FIGURE 1: PCI CONDITION CATEGORIES




FIGURE 2: EXAMPLES OF STREETS WITH DIFFERENT PCIS



There are a total of 235 roadway sections within the City of Bishop’s pavement network. Of the 235 distress samples collected, 23 sections fell into the poor to failed category, 118 sections fell into the poor category, 38 sections fell into the fair category, & 56 sections fell into the excellent category. Figure 3 is a chart of the 235 sections sampled, the failed poor to category accounts for 10% of the entire City of Bishop Road network, the poor category accounts for 50%, the fair category accounts for 16%, & the excellent accounts for 24%.

FIGURE 3: PAVEMENT CONDITION SUMMARY

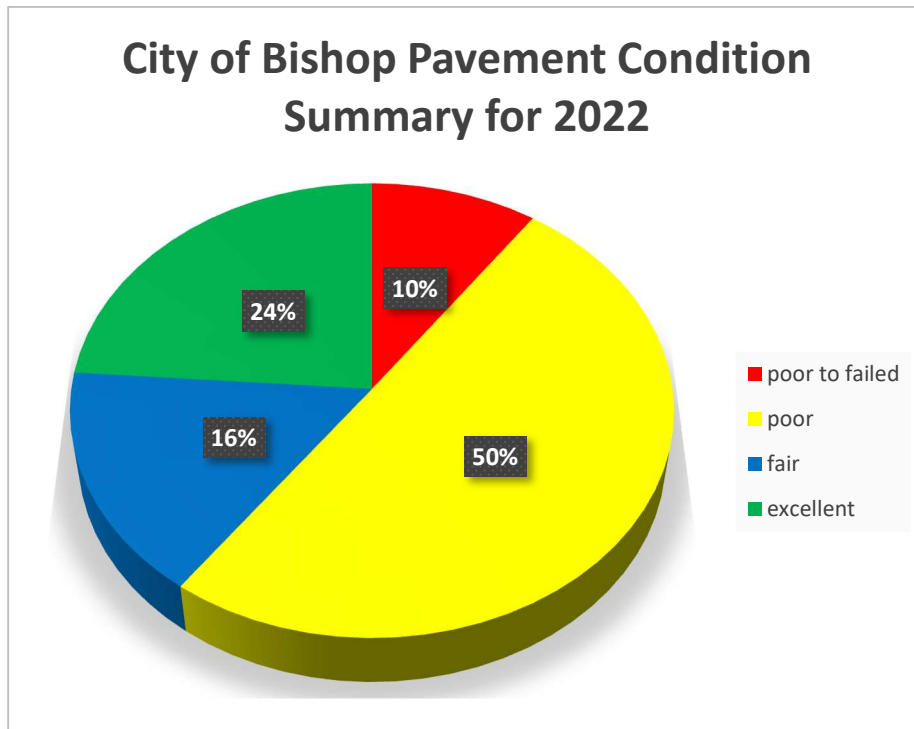


TABLE: BREAKDOWN OF BISHOP OVERALL PCI (2013 – 2022)

Average PCI 2013	Average PCI 2016	Average PCI 2019	Average PCI 2022
56	58	55	52



The condition survey of all streets and alleys, was conducted between September 28th, 2022, and October 4th, 2022, and included a survey of all city road sections. While conducting pavement condition inspections, pavement condition data was entered into our MicroPaver PMS database, and a PCI was calculated for each section.

In this process, the PCI of the roads start at 100 (no distress) and deduct values are applied based on the existence of present distresses. Deduct values are determined for each distress and act as a weighting factor to reflect the impact on the structural integrity and pavement surface condition. Assigned deduct values are a function of the distress type, extent, and severity. Deduct values for each distress type present are then combined and subtracted from 100 to determine the PCI of the pavement. The sum of the individual deducts is adjusted based on the total number and magnitude of distress.

Conclusions

This year, the City of Bishop's average PCI was 52.5. which falls into the poor category. The last report generated for the City of Bishop was in 2019, and the average PCI of the City's roadway network was 56. This year's report shows a sharp decrease in the overall PCI of the City of Bishop roadway network.



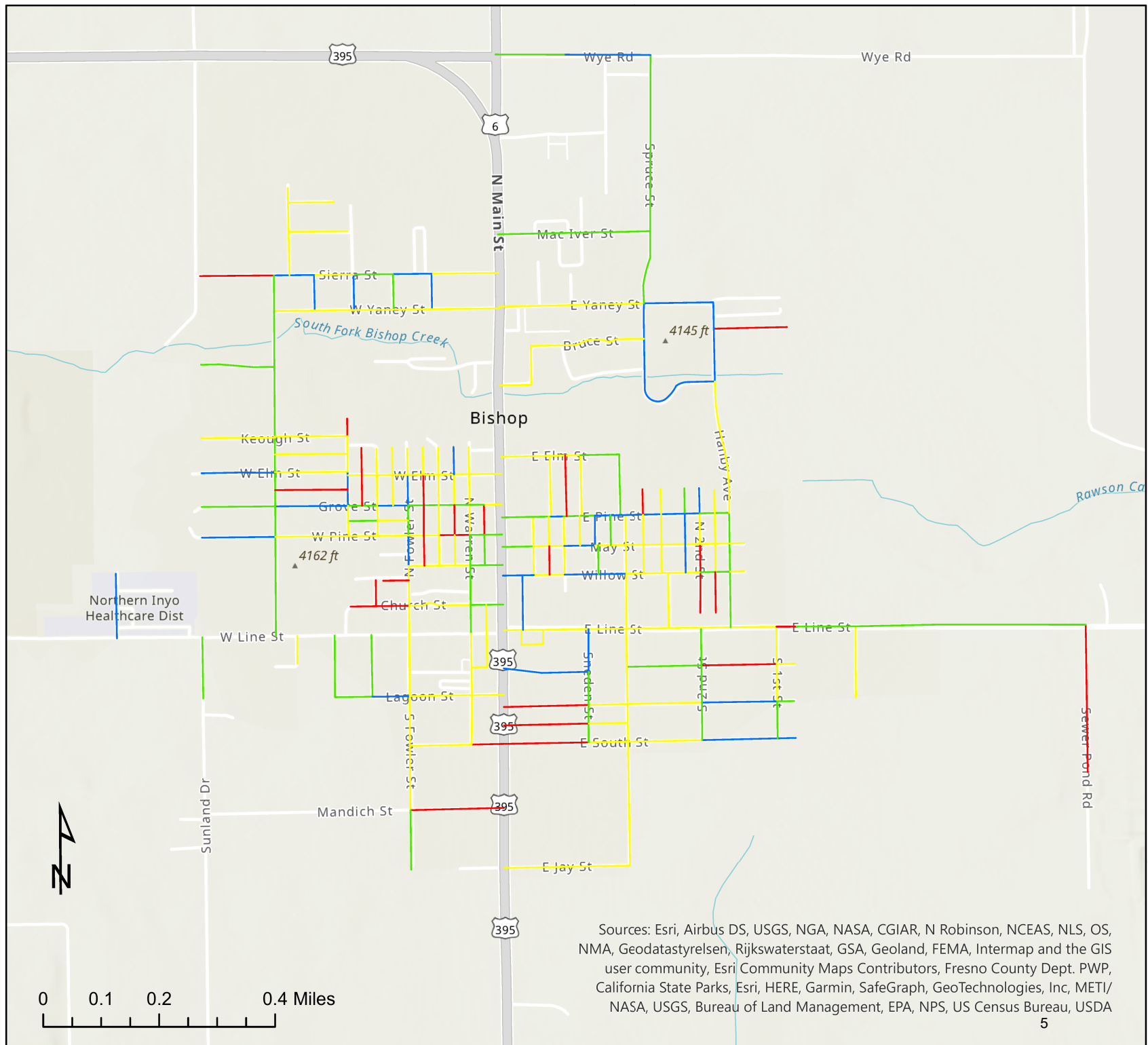
City of Bishop

PCI Category

- Very Poor to Failed
- Poor
- Fair
- Good to Excellent

City of Bishop PCI, Program Condition summary.

Of the 235 asphalt sections, 23 sections fell into the very poor to failed category, 118 fell into the poor category, 38 sections fell into the fair category, and 56 sections fell into the excellent category.



Sources: Esri, Airbus DS, USGS, NGA, NASA, CGIAR, N Robinson, NCEAS, NLS, OS, NMA, Geodatastyrelsen, Rijkswaterstaat, GSA, Geoland, FEMA, Intermap and the GIS user community, Esri Community Maps Contributors, Fresno County Dept. PWP, California State Parks, Esri, HERE, Garmin, SafeGraph, GeoTechnologies, Inc, METI/ NASA, USGS, Bureau of Land Management, EPA, NPS, US Census Bureau, USDA

Recommendations

LTC staff recommends that the City of Bishop consider:

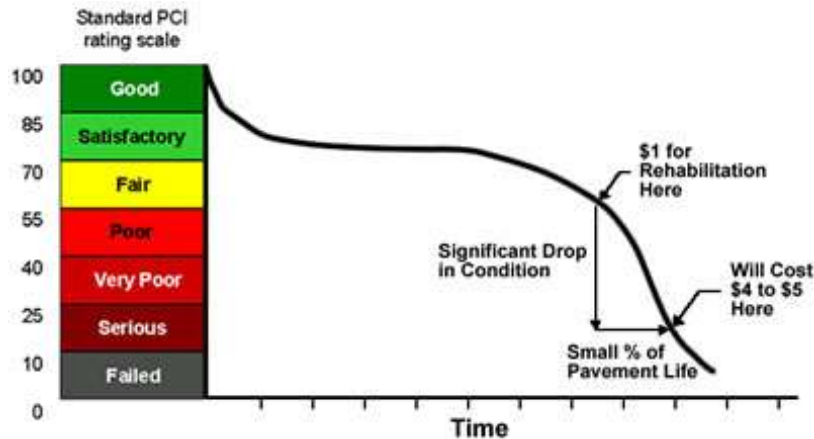


Figure 5: PAVMENT MANAGEMENT LIFECYCLE COST ANALYSIS

- Continue to update the pavement management system by keeping communication with LTC staff of M&R activities to maintain an accurate representation of the City's Road network.
- Continue to fund the current preventive maintenance strategies as aggressively as possible.
- Use the provided PCI index to prioritize low-cost solutions. Maintenance and repair of roads that are just beginning to decline is much more economical than waiting and doing full-depth rehab or overlay.
- Consider M&R alternatives that will "stretch the maintenance dollar", such as fog seals, slurry seals, crack seals, mastic, micro surfacing and rubberized seals.
- As funds allow overlay, and rehabilitate higher ADT failed roadways.

Pavement preservation treatments should be assigned based on the overall PCI for each roadway branch. Pavement sections with a PCI of between 90 and 100, require no treatment to be applied. Good-to-excellent asphalt pavements with a PCI 70 and above, are best-suited for pavement preservation treatments such as



fog seals, chip seals, and slurry seals. These treatments are usually applied at intervals of 5-to-7 years depending on the type of road and traffic volume. As pavements deteriorate, treatments that address structural adequacy are required. Hot mix asphalt overlays are usually applied at varying thicknesses to pavements with PCIs between 25 and 69. When pavement have a PCI in the failed category with a PCI of 25 and below, reconstruction is typically required.

The following image shows actual benefits for a road network that implemented the use of MicroPaver in 2010. The green path (upper right) shows the installation's calculated pavement condition when following the MicroPaver system. The red path (lower right) shows the consequence of continuing with an ad hoc approach (worst first) for identifying and timing maintenance and rehabilitation needs. The projected M&R cost avoidance for that road network is \$34 million over 10 years.

In addition to reducing pavement maintenance costs, MicroPaver helps to improve quality of life by promoting timely repair of damaged pavements, providing smoother rides, and reducing travel delays.

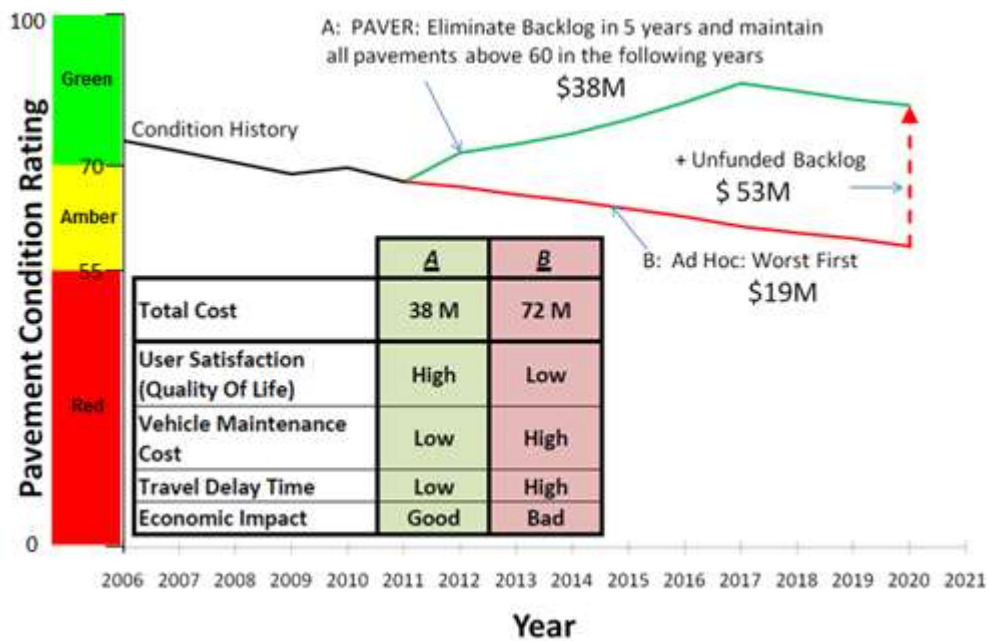


FIGURE 6: PAVEMENT MANAGEMENT LIFECYCLE SAVINGS BREAKDOWN



Appendix A

Section Inventory and PCI Report

(Sorted by Section ID)

This report lists a variety of section description information and the PCI of each of City of Bishop's pavement sections. It lists the street (branch) section ID, use, functional class (rank), number of lanes, date at last inspection, and PCI.

Rank: or functional class, A, B, C, D, or E.

- A. - Rural Arterial
- B. - Urban Collector
- C. - Rural Major Collector
- D. - Rural Local
- E. - Rural Minor Collector



**City of Bishop
2022 PMP Update
Section Inventory and PCI Report**

Network Name	NetworkID	Branch Name	Sections	Lanes	Section Rank	Date	PCI
CITY OF BISHOP	BISHOP	ACADEMY STREET	3	2	E	09-28-2022	33.00
CITY OF BISHOP	BISHOP	ACADEMY STREET	3	2	E	09-28-2022	48.00
CITY OF BISHOP	BISHOP	ACADEMY STREET	3	2	E	09-28-2022	95.00
CITY OF BISHOP	BISHOP	ALLEY A	1	1	E	10-04-2022	32.00
CITY OF BISHOP	BISHOP	ALLEY B	1	1	E	10-04-2022	27.00
CITY OF BISHOP	BISHOP	ALLEY C	2	1	E	10-04-2022	16.00
CITY OF BISHOP	BISHOP	ALLEY C	2	1	E	10-04-2022	16.00
CITY OF BISHOP	BISHOP	ALLEY D	2	1	E	10-04-2022	51.00
CITY OF BISHOP	BISHOP	ALLEY D	2	1	E	10-04-2022	46.00
CITY OF BISHOP	BISHOP	ALLEY E	4	1	E	10-04-2022	29.00
CITY OF BISHOP	BISHOP	ALLEY E	4	1	E	10-04-2022	14.00
CITY OF BISHOP	BISHOP	ALLEY E	4	1	E	10-04-2022	21.00
CITY OF BISHOP	BISHOP	ALLEY E	4	1	E	10-04-2022	9.00
CITY OF BISHOP	BISHOP	ALLEY F	4	1	E	10-04-2022	65.00
CITY OF BISHOP	BISHOP	ALLEY F	4	1	E	10-04-2022	20.00
CITY OF BISHOP	BISHOP	ALLEY F	4	1	E	10-04-2022	33.00
CITY OF BISHOP	BISHOP	ALLEY F	4	1	E	10-04-2022	39.00
CITY OF BISHOP	BISHOP	ALLEY G	2	1	E	10-04-2022	38.00
CITY OF BISHOP	BISHOP	ALLEY G	2	1	E	10-04-2022	75.00
CITY OF BISHOP	BISHOP	ALLEY H	2	1	E	10-04-2022	78.00
CITY OF BISHOP	BISHOP	ALLEY H	2	1	E	10-04-2022	13.00
CITY OF BISHOP	BISHOP	ALLEY I	2	1	E	10-04-2022	34.00
CITY OF BISHOP	BISHOP	ALLEY I	2	1	E	10-04-2022	48.00
CITY OF BISHOP	BISHOP	ALLEY J	1	1	E	10-04-2022	16.00
CITY OF BISHOP	BISHOP	ALLEY K	2	1	E	10-04-2022	30.00
CITY OF BISHOP	BISHOP	ALLEY K	2	1	E	10-04-2022	22.00
CITY OF BISHOP	BISHOP	ALLEY L	1	1	E	10-04-2022	40.00
CITY OF BISHOP	BISHOP	ALLEY M	1	1	E	10-04-2022	71.00
CITY OF BISHOP	BISHOP	ALLEY N	1	1	E	10-04-2022	71.00
CITY OF BISHOP	BISHOP	ALLEY O	3	1	E	10-04-2022	39.00
CITY OF BISHOP	BISHOP	ALLEY O	3	1	E	10-04-2022	40.00
CITY OF BISHOP	BISHOP	ALLEY O	3	1	E	10-04-2022	7.00
CITY OF BISHOP	BISHOP	ALLEY P	3	1	E	10-04-2022	50.00
CITY OF BISHOP	BISHOP	ALLEY P	3	1	E	10-04-2022	42.00
CITY OF BISHOP	BISHOP	ALLEY P	3	1	E	10-04-2022	42.00
CITY OF BISHOP	BISHOP	ALLEY Q	3	1	E	10-04-2022	78.00

**City of Bishop
2022 PMP Update
Section Inventory and PCI Report**

Network Name	NetworkID	Branch Name	Sections	Lanes	Section Rank	Date	PCI
CITY OF BISHOP	BISHOP	ALLEY Q	3	1	E	10-04-2022	57.00
CITY OF BISHOP	BISHOP	ALLEY Q	3	1	E	10-04-2022	58.00
CITY OF BISHOP	BISHOP	ALLEY R	3	1	E	10-04-2022	53.00
CITY OF BISHOP	BISHOP	ALLEY R	3	1	E	10-04-2022	20.00
CITY OF BISHOP	BISHOP	ALLEY R	3	1	E	10-04-2022	35.00
CITY OF BISHOP	BISHOP	ALLEY S	1	1	E	10-04-2022	29.00
CITY OF BISHOP	BISHOP	ALLEY T	2	1	E	10-04-2022	11.00
CITY OF BISHOP	BISHOP	ALLEY T	2	1	E	10-04-2022	36.00
CITY OF BISHOP	BISHOP	BRUCE STREET	1	2	E	09-29-2022	43.00
CITY OF BISHOP	BISHOP	BUSH STREET	1	2	E	09-29-2022	61.00
CITY OF BISHOP	BISHOP	CENTRAL AVENUE	1	2	E	09-29-2022	43.00
CITY OF BISHOP	BISHOP	CHAMBERLAIN STREET	1	2	E	09-28-2022	69.00
CITY OF BISHOP	BISHOP	CHURCH STREET	3	2	C	09-28-2022	18.00
CITY OF BISHOP	BISHOP	CHURCH STREET	3	2	C	09-28-2022	26.00
CITY OF BISHOP	BISHOP	CHURCH STREET	3	2	C	09-28-2022	95.00
CITY OF BISHOP	BISHOP	CLARKE STREET	5	2	E	09-29-2022	27.00
CITY OF BISHOP	BISHOP	CLARKE STREET	5	2	E	09-29-2022	47.00
CITY OF BISHOP	BISHOP	CLARKE STREET	5	2	E	09-29-2022	57.00
CITY OF BISHOP	BISHOP	CLARKE STREET	5	2	E	09-29-2022	100.00
CITY OF BISHOP	BISHOP	CLARKE STREET	5	2	E	09-29-2022	23.00
CITY OF BISHOP	BISHOP	COATS STREET	1	2	E	09-28-2022	67.00
CITY OF BISHOP	BISHOP	CROSBY STREET	1	2	E	09-28-2022	67.00
CITY OF BISHOP	BISHOP	E. ELM STREET	3	2	C	09-29-2022	95.00
CITY OF BISHOP	BISHOP	E. ELM STREET	3	2	C	09-29-2022	44.00
CITY OF BISHOP	BISHOP	E. ELM STREET	3	2	C	09-29-2022	47.00
CITY OF BISHOP	BISHOP	E. LINE STREET	8	2	A	09-29-2022	32.00
CITY OF BISHOP	BISHOP	E. LINE STREET	8	2	A	09-29-2022	46.00
CITY OF BISHOP	BISHOP	E. LINE STREET	8	2	A	09-29-2022	42.00
CITY OF BISHOP	BISHOP	E. LINE STREET	8	2	A	09-29-2022	40.00
CITY OF BISHOP	BISHOP	E. LINE STREET	8	2	A	09-29-2022	75.00
CITY OF BISHOP	BISHOP	E. LINE STREET	8	2	A	09-29-2022	13.00
CITY OF BISHOP	BISHOP	E. LINE STREET	8	2	A	09-29-2022	45.00
CITY OF BISHOP	BISHOP	E. LINE STREET	8	2	A	09-29-2022	71.00
CITY OF BISHOP	BISHOP	E. PINE STREET	8	2	C	09-29-2022	75.00
CITY OF BISHOP	BISHOP	E. PINE STREET	8	2	C	09-29-2022	66.00
CITY OF BISHOP	BISHOP	E. PINE STREET	8	2	C	09-29-2022	72.00

City of Bishop
2022 PMP Update
Section Inventory and PCI Report

Network Name	NetworkID	Branch Name	Sections	Lanes	Section Rank	Date	PCI
CITY OF BISHOP	BISHOP	E. PINE STREET	8	2	C	09-29-2022	73.00
CITY OF BISHOP	BISHOP	E. PINE STREET	8	2	C	09-29-2022	57.00
CITY OF BISHOP	BISHOP	E. PINE STREET	8	2	C	09-29-2022	66.00
CITY OF BISHOP	BISHOP	E. PINE STREET	8	2	C	09-29-2022	74.00
CITY OF BISHOP	BISHOP	E. PINE STREET	8	2	C	09-29-2022	75.00
CITY OF BISHOP	BISHOP	E. SOUTH STREET	4	2	C	09-29-2022	37.00
CITY OF BISHOP	BISHOP	E. SOUTH STREET	4	2	C	09-29-2022	27.00
CITY OF BISHOP	BISHOP	E. SOUTH STREET	4	2	C	09-29-2022	67.00
CITY OF BISHOP	BISHOP	E. SOUTH STREET	4	2	C	09-29-2022	25.00
CITY OF BISHOP	BISHOP	E. YANEY STREET	3	2	C	09-29-2022	58.00
CITY OF BISHOP	BISHOP	E. YANEY STREET	3	2	C	09-29-2022	49.00
CITY OF BISHOP	BISHOP	E. YANEY STREET	3	2	C	09-29-2022	24.00
CITY OF BISHOP	BISHOP	EDWARD STREET	1	2	E	09-28-2022	76.00
CITY OF BISHOP	BISHOP	FULTON STREET	1	2	E	09-28-2022	71.00
CITY OF BISHOP	BISHOP	GROVE STREET	8	2	C	09-28-2022	66.00
CITY OF BISHOP	BISHOP	GROVE STREET	8	2	C	09-28-2022	68.00
CITY OF BISHOP	BISHOP	GROVE STREET	8	2	C	09-28-2022	72.00
CITY OF BISHOP	BISHOP	GROVE STREET	8	2	C	09-28-2022	72.00
CITY OF BISHOP	BISHOP	GROVE STREET	8	2	C	09-28-2022	81.00
CITY OF BISHOP	BISHOP	GROVE STREET	8	2	C	09-28-2022	74.00
CITY OF BISHOP	BISHOP	GROVE STREET	8	2	C	09-28-2022	86.00
CITY OF BISHOP	BISHOP	GROVE STREET	8	2	C	09-28-2022	30.00
CITY OF BISHOP	BISHOP	HAMMON STREET	4	2	E	09-28-2022	37.00
CITY OF BISHOP	BISHOP	HAMMON STREET	4	2	E	09-28-2022	45.00
CITY OF BISHOP	BISHOP	HAMMON STREET	4	2	E	09-28-2022	28.00
CITY OF BISHOP	BISHOP	HAMMON STREET	4	2	E	09-28-2022	43.00
CITY OF BISHOP	BISHOP	HANBY AVENUE	6	2	E	09-29-2022	60.00
CITY OF BISHOP	BISHOP	HANBY AVENUE	6	2	E	09-29-2022	91.00
CITY OF BISHOP	BISHOP	HANBY AVENUE	6	2	E	09-29-2022	93.00
CITY OF BISHOP	BISHOP	HANBY AVENUE	6	2	E	09-29-2022	64.00
CITY OF BISHOP	BISHOP	HANBY AVENUE	6	2	E	09-29-2022	93.00
CITY OF BISHOP	BISHOP	HANBY AVENUE	6	2	E	09-29-2022	48.00
CITY OF BISHOP	BISHOP	HIGH STREET	2	2	E	09-29-2022	39.00
CITY OF BISHOP	BISHOP	HIGH STREET	2	2	E	09-29-2022	32.00
CITY OF BISHOP	BISHOP	HOBSON STREET	3	2	E	09-29-2022	36.00
CITY OF BISHOP	BISHOP	HOBSON STREET	3	2	E	09-29-2022	32.00

**City of Bishop
2022 PMP Update
Section Inventory and PCI Report**

Network Name	NetworkID	Branch Name	Sections	Lanes	Section Rank	Date	PCI
CITY OF BISHOP	BISHOP	HOBSON STREET	3	2	E	09-29-2022	60.00
CITY OF BISHOP	BISHOP	HOME STREET	7	2	C	09-28-2022	88.00
CITY OF BISHOP	BISHOP	HOME STREET	7	2	C	09-28-2022	84.00
CITY OF BISHOP	BISHOP	HOME STREET	7	2	C	09-28-2022	91.00
CITY OF BISHOP	BISHOP	HOME STREET	7	2	C	09-28-2022	93.00
CITY OF BISHOP	BISHOP	HOME STREET	7	2	C	09-28-2022	95.00
CITY OF BISHOP	BISHOP	HOME STREET	7	2	C	09-28-2022	73.00
CITY OF BISHOP	BISHOP	HOME STREET	7	2	C	09-28-2022	82.00
CITY OF BISHOP	BISHOP	HOWARD STREET	1	2	E	09-29-2022	26.00
CITY OF BISHOP	BISHOP	IRIS STREET	1	2	E	10-04-2022	36.00
CITY OF BISHOP	BISHOP	JAY STREET	1	2	C	09-28-2022	29.00
CITY OF BISHOP	BISHOP	JOHNSTON DRIVE	1	2	E	09-29-2022	28.00
CITY OF BISHOP	BISHOP	KELSO ROAD	3	2	E	09-28-2022	42.00
CITY OF BISHOP	BISHOP	KELSO ROAD	3	2	E	09-28-2022	55.00
CITY OF BISHOP	BISHOP	KELSO ROAD	3	2	E	09-28-2022	45.00
CITY OF BISHOP	BISHOP	KEOUGH STREET	2	2	E	09-28-2022	45.00
CITY OF BISHOP	BISHOP	KEOUGH STREET	2	2	E	09-28-2022	45.00
CITY OF BISHOP	BISHOP	LAGOON STREET	4	2	C	09-28-2022	32.00
CITY OF BISHOP	BISHOP	LAGOON STREET	4	2	C	09-28-2022	49.00
CITY OF BISHOP	BISHOP	LAGOON STREET	4	2	C	09-28-2022	69.00
CITY OF BISHOP	BISHOP	LAGOON STREET	4	2	C	09-28-2022	77.00
CITY OF BISHOP	BISHOP	LEE STREET	1	2	E	09-28-2022	78.00
CITY OF BISHOP	BISHOP	MACIVER LANE	1	2	E	09-29-2022	80.00
CITY OF BISHOP	BISHOP	MANDICH STREET	2	2	C	09-28-2022	41.00
CITY OF BISHOP	BISHOP	MANDICH STREET	2	2	C	09-28-2022	17.00
CITY OF BISHOP	BISHOP	MAPLE STREET	1	2	E	09-28-2022	38.00
CITY OF BISHOP	BISHOP	MAY STREET	7	2	E	09-29-2022	29.00
CITY OF BISHOP	BISHOP	MAY STREET	7	2	E	09-29-2022	32.00
CITY OF BISHOP	BISHOP	MAY STREET	7	2	E	09-29-2022	95.00
CITY OF BISHOP	BISHOP	MAY STREET	7	2	E	09-29-2022	53.00
CITY OF BISHOP	BISHOP	MAY STREET	7	2	E	09-29-2022	35.00
CITY OF BISHOP	BISHOP	MAY STREET	7	2	E	09-29-2022	58.00
CITY OF BISHOP	BISHOP	MAY STREET	7	2	E	09-29-2022	38.00
CITY OF BISHOP	BISHOP	MOFFETT DRIVE	1	2	E	09-29-2022	28.00
CITY OF BISHOP	BISHOP	N. FOWLER STREET	6	2	C	09-28-2022	65.00
CITY OF BISHOP	BISHOP	N. FOWLER STREET	6	2	C	09-28-2022	31.00

City of Bishop
2022 PMP Update
Section Inventory and PCI Report

Network Name	NetworkID	Branch Name	Sections	Lanes	Section Rank	Date	PCI
CITY OF BISHOP	BISHOP	N. FOWLER STREET	6	2	C	09-28-2022	58.00
CITY OF BISHOP	BISHOP	N. FOWLER STREET	6	2	C	09-28-2022	76.00
CITY OF BISHOP	BISHOP	N. FOWLER STREET	6	2	C	09-28-2022	48.00
CITY OF BISHOP	BISHOP	N. FOWLER STREET	6	2	C	09-28-2022	29.00
CITY OF BISHOP	BISHOP	N. SECOND STREET	4	2	E	09-29-2022	25.00
CITY OF BISHOP	BISHOP	N. SECOND STREET	4	2	E	09-29-2022	22.00
CITY OF BISHOP	BISHOP	N. SECOND STREET	4	2	E	09-29-2022	36.00
CITY OF BISHOP	BISHOP	N. SECOND STREET	4	2	E	09-29-2022	67.00
CITY OF BISHOP	BISHOP	N. THIRD STREET	4	2	E	09-29-2022	91.00
CITY OF BISHOP	BISHOP	N. THIRD STREET	4	2	E	09-29-2022	32.00
CITY OF BISHOP	BISHOP	N. THIRD STREET	4	2	E	09-29-2022	53.00
CITY OF BISHOP	BISHOP	N. THIRD STREET	4	2	E	09-29-2022	44.00
CITY OF BISHOP	BISHOP	N. WARREN STREET	6	2	C	09-28-2022	95.00
CITY OF BISHOP	BISHOP	N. WARREN STREET	6	2	C	09-28-2022	46.00
CITY OF BISHOP	BISHOP	N. WARREN STREET	6	2	C	09-28-2022	43.00
CITY OF BISHOP	BISHOP	N. WARREN STREET	6	2	C	09-28-2022	49.00
CITY OF BISHOP	BISHOP	N. WARREN STREET	6	2	C	09-28-2022	90.00
CITY OF BISHOP	BISHOP	N. WARREN STREET	6	2	C	09-28-2022	95.00
CITY OF BISHOP	BISHOP	PARK AVENUE	1	2	E	09-29-2022	46.00
CITY OF BISHOP	BISHOP	PIONEER LANE	1	2	E	10-04-2022	58.00
CITY OF BISHOP	BISHOP	ROME DRIVE	1	2	E	09-28-2022	79.00
CITY OF BISHOP	BISHOP	ROSE STREET	2	2	E	09-29-2022	35.00
CITY OF BISHOP	BISHOP	ROSE STREET	2	2	E	09-29-2022	34.00
CITY OF BISHOP	BISHOP	S. FIRST STREET	3	2	E	09-29-2022	52.00
CITY OF BISHOP	BISHOP	S. FIRST STREET	3	2	E	09-29-2022	74.00
CITY OF BISHOP	BISHOP	S. FIRST STREET	3	2	E	09-29-2022	54.00
CITY OF BISHOP	BISHOP	S. FOWLER STREET	4	2	C	09-28-2022	50.00
CITY OF BISHOP	BISHOP	S. FOWLER STREET	4	2	C	09-28-2022	55.00
CITY OF BISHOP	BISHOP	S. FOWLER STREET	4	2	C	09-28-2022	74.00
CITY OF BISHOP	BISHOP	S. FOWLER STREET	4	2	C	09-28-2022	40.00
CITY OF BISHOP	BISHOP	S. SECOND STREET	1	2	E	09-29-2022	98.00
CITY OF BISHOP	BISHOP	S. THIRD STREET	4	2	E	09-29-2022	33.00
CITY OF BISHOP	BISHOP	S. THIRD STREET	4	2	E	09-29-2022	38.00
CITY OF BISHOP	BISHOP	S. THIRD STREET	4	2	E	09-29-2022	44.00
CITY OF BISHOP	BISHOP	S. THIRD STREET	4	2	E	09-29-2022	48.00
CITY OF BISHOP	BISHOP	S. WARREN STREET	2	2	C	09-28-2022	37.00

City of Bishop
2022 PMP Update
Section Inventory and PCI Report

Network Name	NetworkID	Branch Name	Sections	Lanes	Section Rank	Date	PCI
CITY OF BISHOP	BISHOP	S. WARREN STREET	2	2	C	09-28-2022	33.00
CITY OF BISHOP	BISHOP	SCHLEY STREET	3	2	E	09-28-2022	37.00
CITY OF BISHOP	BISHOP	SCHLEY STREET	3	2	E	09-28-2022	30.00
CITY OF BISHOP	BISHOP	SCHLEY STREET	3	2	E	09-28-2022	36.00
CITY OF BISHOP	BISHOP	SHORT STREET	4	2	E	09-29-2022	91.00
CITY OF BISHOP	BISHOP	SHORT STREET	4	2	E	09-29-2022	59.00
CITY OF BISHOP	BISHOP	SHORT STREET	4	2	E	09-29-2022	25.00
CITY OF BISHOP	BISHOP	SHORT STREET	4	2	E	09-29-2022	27.00
CITY OF BISHOP	BISHOP	SIERRA STREET	6	2	C	09-28-2022	50.00
CITY OF BISHOP	BISHOP	SIERRA STREET	6	2	C	09-28-2022	63.00
CITY OF BISHOP	BISHOP	SIERRA STREET	6	2	C	09-28-2022	62.00
CITY OF BISHOP	BISHOP	SIERRA STREET	6	2	C	09-28-2022	72.00
CITY OF BISHOP	BISHOP	SIERRA STREET	6	2	C	09-28-2022	49.00
CITY OF BISHOP	BISHOP	SIERRA STREET	6	2	C	09-28-2022	59.00
CITY OF BISHOP	BISHOP	SNEDEN STREET	3	2	E	09-29-2022	74.00
CITY OF BISHOP	BISHOP	SNEDEN STREET	3	2	E	09-29-2022	72.00
CITY OF BISHOP	BISHOP	SNEDEN STREET	3	2	E	09-29-2022	59.00
CITY OF BISHOP	BISHOP	SPRUCE STREET	4	2	C	09-29-2022	63.00
CITY OF BISHOP	BISHOP	SPRUCE STREET	4	2	C	09-29-2022	73.00
CITY OF BISHOP	BISHOP	SPRUCE STREET	4	2	C	09-29-2022	60.00
CITY OF BISHOP	BISHOP	SPRUCE STREET	4	2	C	09-29-2022	91.00
CITY OF BISHOP	BISHOP	SUNLAND DRIVE	1	1	C	10-04-2022	93.00
CITY OF BISHOP	BISHOP	SYCAMORE DRIVE	1	2	E	09-28-2022	36.00
CITY OF BISHOP	BISHOP	W. ELM STREET	7	2	C	09-28-2022	65.00
CITY OF BISHOP	BISHOP	W. ELM STREET	7	2	C	09-28-2022	33.00
CITY OF BISHOP	BISHOP	W. ELM STREET	7	2	C	09-28-2022	34.00
CITY OF BISHOP	BISHOP	W. ELM STREET	7	2	C	09-28-2022	32.00
CITY OF BISHOP	BISHOP	W. ELM STREET	7	2	C	09-28-2022	36.00
CITY OF BISHOP	BISHOP	W. ELM STREET	7	2	C	09-28-2022	48.00
CITY OF BISHOP	BISHOP	W. ELM STREET	7	2	C	09-28-2022	32.00
CITY OF BISHOP	BISHOP	W. PINE STREET	7	2	C	09-28-2022	28.00
CITY OF BISHOP	BISHOP	W. PINE STREET	7	2	C	09-28-2022	30.00
CITY OF BISHOP	BISHOP	W. PINE STREET	7	2	C	09-28-2022	11.00
CITY OF BISHOP	BISHOP	W. PINE STREET	7	2	C	09-28-2022	33.00
CITY OF BISHOP	BISHOP	W. PINE STREET	7	2	C	09-28-2022	88.00
CITY OF BISHOP	BISHOP	W. PINE STREET	7	2	C	09-28-2022	27.00

City of Bishop
2022 PMP Update
Section Inventory and PCI Report

Network Name	NetworkID	Branch Name	Sections	Lanes	Section Rank	Date	PCI
CITY OF BISHOP	BISHOP	W. PINE STREET	7	2	C	09-28-2022	56.00
CITY OF BISHOP	BISHOP	W. SOUTH STREET	2	2	C	09-28-2022	16.00
CITY OF BISHOP	BISHOP	W. SOUTH STREET	2	2	C	09-28-2022	30.00
CITY OF BISHOP	BISHOP	W. YANEY STREET	5	2	C	09-28-2022	31.00
CITY OF BISHOP	BISHOP	W. YANEY STREET	5	2	C	09-28-2022	28.00
CITY OF BISHOP	BISHOP	W. YANEY STREET	5	2	C	09-28-2022	36.00
CITY OF BISHOP	BISHOP	W. YANEY STREET	5	2	C	09-28-2022	33.00
CITY OF BISHOP	BISHOP	W. YANEY STREET	5	2	C	09-28-2022	37.00
CITY OF BISHOP	BISHOP	WHITNEY ALLEY	1	2	E	09-29-2022	56.00
CITY OF BISHOP	BISHOP	WILLOW STREET	8	2	C	09-29-2022	60.00
CITY OF BISHOP	BISHOP	WILLOW STREET	8	2	C	09-29-2022	27.00
CITY OF BISHOP	BISHOP	WILLOW STREET	8	2	C	09-29-2022	95.00
CITY OF BISHOP	BISHOP	WILLOW STREET	8	2	C	09-29-2022	37.00
CITY OF BISHOP	BISHOP	WILLOW STREET	8	2	C	09-29-2022	59.00
CITY OF BISHOP	BISHOP	WILLOW STREET	8	2	C	09-29-2022	37.00
CITY OF BISHOP	BISHOP	WILLOW STREET	8	2	C	09-29-2022	34.00
CITY OF BISHOP	BISHOP	WILLOW STREET	8	2	C	09-29-2022	56.00
CITY OF BISHOP	BISHOP	WYE ROAD	2	2	C	09-29-2022	78.00
CITY OF BISHOP	BISHOP	WYE ROAD	2	2	C	09-29-2022	58.00

Appendix

Section Inventory and PCI Report

(Sorted by PCI high to low)

This report lists a variety of section description information and the PCI of each of City of Bishop's pavement sections. It lists the street (branch) section ID, use, functional class (rank), number of lanes, date at last inspection, and PCI.

Rank: or functional class, A, B, C, D, or E.

- F. - Rural Arterial
- G. - Urban Collector
- H. - Rural Major Collector
- I. - Rural Local
- J. - Rural Minor Collector



City of Bishop
2022 PMP Update
Section Inventory and PCI Report

Network Name	NetworkID	Branch Name	Sections	Lanes	Section Rank	Date	PCI
CITY OF BISHOP	BISHOP	ACADEMY STREET	3	2	E	09-28-2022	33.00
CITY OF BISHOP	BISHOP	ACADEMY STREET	3	2	E	09-28-2022	48.00
CITY OF BISHOP	BISHOP	ACADEMY STREET	3	2	E	09-28-2022	95.00
CITY OF BISHOP	BISHOP	ALLEY A	1	1	E	10-04-2022	32.00
CITY OF BISHOP	BISHOP	ALLEY B	1	1	E	10-04-2022	27.00
CITY OF BISHOP	BISHOP	ALLEY C	2	1	E	10-04-2022	16.00
CITY OF BISHOP	BISHOP	ALLEY C	2	1	E	10-04-2022	16.00
CITY OF BISHOP	BISHOP	ALLEY D	2	1	E	10-04-2022	51.00
CITY OF BISHOP	BISHOP	ALLEY D	2	1	E	10-04-2022	46.00
CITY OF BISHOP	BISHOP	ALLEY E	4	1	E	10-04-2022	29.00
CITY OF BISHOP	BISHOP	ALLEY E	4	1	E	10-04-2022	14.00
CITY OF BISHOP	BISHOP	ALLEY E	4	1	E	10-04-2022	21.00
CITY OF BISHOP	BISHOP	ALLEY E	4	1	E	10-04-2022	9.00
CITY OF BISHOP	BISHOP	ALLEY F	4	1	E	10-04-2022	65.00
CITY OF BISHOP	BISHOP	ALLEY F	4	1	E	10-04-2022	20.00
CITY OF BISHOP	BISHOP	ALLEY F	4	1	E	10-04-2022	33.00
CITY OF BISHOP	BISHOP	ALLEY F	4	1	E	10-04-2022	39.00
CITY OF BISHOP	BISHOP	ALLEY G	2	1	E	10-04-2022	38.00
CITY OF BISHOP	BISHOP	ALLEY G	2	1	E	10-04-2022	75.00
CITY OF BISHOP	BISHOP	ALLEY H	2	1	E	10-04-2022	78.00
CITY OF BISHOP	BISHOP	ALLEY H	2	1	E	10-04-2022	13.00
CITY OF BISHOP	BISHOP	ALLEY I	2	1	E	10-04-2022	34.00
CITY OF BISHOP	BISHOP	ALLEY I	2	1	E	10-04-2022	48.00
CITY OF BISHOP	BISHOP	ALLEY J	1	1	E	10-04-2022	16.00
CITY OF BISHOP	BISHOP	ALLEY K	2	1	E	10-04-2022	30.00
CITY OF BISHOP	BISHOP	ALLEY K	2	1	E	10-04-2022	22.00
CITY OF BISHOP	BISHOP	ALLEY L	1	1	E	10-04-2022	40.00
CITY OF BISHOP	BISHOP	ALLEY M	1	1	E	10-04-2022	71.00
CITY OF BISHOP	BISHOP	ALLEY N	1	1	E	10-04-2022	71.00
CITY OF BISHOP	BISHOP	ALLEY O	3	1	E	10-04-2022	39.00
CITY OF BISHOP	BISHOP	ALLEY O	3	1	E	10-04-2022	40.00
CITY OF BISHOP	BISHOP	ALLEY O	3	1	E	10-04-2022	7.00
CITY OF BISHOP	BISHOP	ALLEY P	3	1	E	10-04-2022	50.00
CITY OF BISHOP	BISHOP	ALLEY P	3	1	E	10-04-2022	42.00
CITY OF BISHOP	BISHOP	ALLEY P	3	1	E	10-04-2022	42.00
CITY OF BISHOP	BISHOP	ALLEY Q	3	1	E	10-04-2022	78.00

City of Bishop
2022 PMP Update
Section Inventory and PCI Report

Network Name	NetworkID	Branch Name	Sections	Lanes	Section Rank	Date	PCI
CITY OF BISHOP	BISHOP	ALLEY Q	3	1	E	10-04-2022	57.00
CITY OF BISHOP	BISHOP	ALLEY Q	3	1	E	10-04-2022	58.00
CITY OF BISHOP	BISHOP	ALLEY R	3	1	E	10-04-2022	53.00
CITY OF BISHOP	BISHOP	ALLEY R	3	1	E	10-04-2022	20.00
CITY OF BISHOP	BISHOP	ALLEY R	3	1	E	10-04-2022	35.00
CITY OF BISHOP	BISHOP	ALLEY S	1	1	E	10-04-2022	29.00
CITY OF BISHOP	BISHOP	ALLEY T	2	1	E	10-04-2022	11.00
CITY OF BISHOP	BISHOP	ALLEY T	2	1	E	10-04-2022	36.00
CITY OF BISHOP	BISHOP	BRUCE STREET	1	2	E	09-29-2022	43.00
CITY OF BISHOP	BISHOP	BUSH STREET	1	2	E	09-29-2022	61.00
CITY OF BISHOP	BISHOP	CENTRAL AVENUE	1	2	E	09-29-2022	43.00
CITY OF BISHOP	BISHOP	CHAMBERLAIN STREET	1	2	E	09-28-2022	69.00
CITY OF BISHOP	BISHOP	CHURCH STREET	3	2	C	09-28-2022	18.00
CITY OF BISHOP	BISHOP	CHURCH STREET	3	2	C	09-28-2022	26.00
CITY OF BISHOP	BISHOP	CHURCH STREET	3	2	C	09-28-2022	95.00
CITY OF BISHOP	BISHOP	CLARKE STREET	5	2	E	09-29-2022	27.00
CITY OF BISHOP	BISHOP	CLARKE STREET	5	2	E	09-29-2022	47.00
CITY OF BISHOP	BISHOP	CLARKE STREET	5	2	E	09-29-2022	57.00
CITY OF BISHOP	BISHOP	CLARKE STREET	5	2	E	09-29-2022	100.00
CITY OF BISHOP	BISHOP	CLARKE STREET	5	2	E	09-29-2022	23.00
CITY OF BISHOP	BISHOP	COATS STREET	1	2	E	09-28-2022	67.00
CITY OF BISHOP	BISHOP	CROSBY STREET	1	2	E	09-28-2022	67.00
CITY OF BISHOP	BISHOP	E. ELM STREET	3	2	C	09-29-2022	95.00
CITY OF BISHOP	BISHOP	E. ELM STREET	3	2	C	09-29-2022	44.00
CITY OF BISHOP	BISHOP	E. ELM STREET	3	2	C	09-29-2022	47.00
CITY OF BISHOP	BISHOP	E. LINE STREET	8	2	A	09-29-2022	32.00
CITY OF BISHOP	BISHOP	E. LINE STREET	8	2	A	09-29-2022	46.00
CITY OF BISHOP	BISHOP	E. LINE STREET	8	2	A	09-29-2022	42.00
CITY OF BISHOP	BISHOP	E. LINE STREET	8	2	A	09-29-2022	40.00
CITY OF BISHOP	BISHOP	E. LINE STREET	8	2	A	09-29-2022	75.00
CITY OF BISHOP	BISHOP	E. LINE STREET	8	2	A	09-29-2022	13.00
CITY OF BISHOP	BISHOP	E. LINE STREET	8	2	A	09-29-2022	45.00
CITY OF BISHOP	BISHOP	E. LINE STREET	8	2	A	09-29-2022	71.00
CITY OF BISHOP	BISHOP	E. PINE STREET	8	2	C	09-29-2022	75.00
CITY OF BISHOP	BISHOP	E. PINE STREET	8	2	C	09-29-2022	66.00
CITY OF BISHOP	BISHOP	E. PINE STREET	8	2	C	09-29-2022	72.00

City of Bishop
2022 PMP Update
Section Inventory and PCI Report

Network Name	NetworkID	Branch Name	Sections	Lanes	Section Rank	Date	PCI
CITY OF BISHOP	BISHOP	E. PINE STREET	8	2	C	09-29-2022	73.00
CITY OF BISHOP	BISHOP	E. PINE STREET	8	2	C	09-29-2022	57.00
CITY OF BISHOP	BISHOP	E. PINE STREET	8	2	C	09-29-2022	66.00
CITY OF BISHOP	BISHOP	E. PINE STREET	8	2	C	09-29-2022	74.00
CITY OF BISHOP	BISHOP	E. PINE STREET	8	2	C	09-29-2022	75.00
CITY OF BISHOP	BISHOP	E. SOUTH STREET	4	2	C	09-29-2022	37.00
CITY OF BISHOP	BISHOP	E. SOUTH STREET	4	2	C	09-29-2022	27.00
CITY OF BISHOP	BISHOP	E. SOUTH STREET	4	2	C	09-29-2022	67.00
CITY OF BISHOP	BISHOP	E. SOUTH STREET	4	2	C	09-29-2022	25.00
CITY OF BISHOP	BISHOP	E. YANEY STREET	3	2	C	09-29-2022	58.00
CITY OF BISHOP	BISHOP	E. YANEY STREET	3	2	C	09-29-2022	49.00
CITY OF BISHOP	BISHOP	E. YANEY STREET	3	2	C	09-29-2022	24.00
CITY OF BISHOP	BISHOP	EDWARD STREET	1	2	E	09-28-2022	76.00
CITY OF BISHOP	BISHOP	FULTON STREET	1	2	E	09-28-2022	71.00
CITY OF BISHOP	BISHOP	GROVE STREET	8	2	C	09-28-2022	66.00
CITY OF BISHOP	BISHOP	GROVE STREET	8	2	C	09-28-2022	68.00
CITY OF BISHOP	BISHOP	GROVE STREET	8	2	C	09-28-2022	72.00
CITY OF BISHOP	BISHOP	GROVE STREET	8	2	C	09-28-2022	72.00
CITY OF BISHOP	BISHOP	GROVE STREET	8	2	C	09-28-2022	81.00
CITY OF BISHOP	BISHOP	GROVE STREET	8	2	C	09-28-2022	74.00
CITY OF BISHOP	BISHOP	GROVE STREET	8	2	C	09-28-2022	86.00
CITY OF BISHOP	BISHOP	GROVE STREET	8	2	C	09-28-2022	30.00
CITY OF BISHOP	BISHOP	HAMMON STREET	4	2	E	09-28-2022	37.00
CITY OF BISHOP	BISHOP	HAMMON STREET	4	2	E	09-28-2022	45.00
CITY OF BISHOP	BISHOP	HAMMON STREET	4	2	E	09-28-2022	28.00
CITY OF BISHOP	BISHOP	HAMMON STREET	4	2	E	09-28-2022	43.00
CITY OF BISHOP	BISHOP	HANBY AVENUE	6	2	E	09-29-2022	60.00
CITY OF BISHOP	BISHOP	HANBY AVENUE	6	2	E	09-29-2022	91.00
CITY OF BISHOP	BISHOP	HANBY AVENUE	6	2	E	09-29-2022	93.00
CITY OF BISHOP	BISHOP	HANBY AVENUE	6	2	E	09-29-2022	64.00
CITY OF BISHOP	BISHOP	HANBY AVENUE	6	2	E	09-29-2022	93.00
CITY OF BISHOP	BISHOP	HANBY AVENUE	6	2	E	09-29-2022	48.00
CITY OF BISHOP	BISHOP	HIGH STREET	2	2	E	09-29-2022	39.00
CITY OF BISHOP	BISHOP	HIGH STREET	2	2	E	09-29-2022	32.00
CITY OF BISHOP	BISHOP	HOBSON STREET	3	2	E	09-29-2022	36.00
CITY OF BISHOP	BISHOP	HOBSON STREET	3	2	E	09-29-2022	32.00

City of Bishop
2022 PMP Update
Section Inventory and PCI Report

Network Name	NetworkID	Branch Name	Sections	Lanes	Section Rank	Date	PCI
CITY OF BISHOP	BISHOP	HOBSON STREET	3	2	E	09-29-2022	60.00
CITY OF BISHOP	BISHOP	HOME STREET	7	2	C	09-28-2022	88.00
CITY OF BISHOP	BISHOP	HOME STREET	7	2	C	09-28-2022	84.00
CITY OF BISHOP	BISHOP	HOME STREET	7	2	C	09-28-2022	91.00
CITY OF BISHOP	BISHOP	HOME STREET	7	2	C	09-28-2022	93.00
CITY OF BISHOP	BISHOP	HOME STREET	7	2	C	09-28-2022	95.00
CITY OF BISHOP	BISHOP	HOME STREET	7	2	C	09-28-2022	73.00
CITY OF BISHOP	BISHOP	HOME STREET	7	2	C	09-28-2022	82.00
CITY OF BISHOP	BISHOP	HOWARD STREET	1	2	E	09-29-2022	26.00
CITY OF BISHOP	BISHOP	IRIS STREET	1	2	E	10-04-2022	36.00
CITY OF BISHOP	BISHOP	JAY STREET	1	2	C	09-28-2022	29.00
CITY OF BISHOP	BISHOP	JOHNSTON DRIVE	1	2	E	09-29-2022	28.00
CITY OF BISHOP	BISHOP	KELSO ROAD	3	2	E	09-28-2022	42.00
CITY OF BISHOP	BISHOP	KELSO ROAD	3	2	E	09-28-2022	55.00
CITY OF BISHOP	BISHOP	KELSO ROAD	3	2	E	09-28-2022	45.00
CITY OF BISHOP	BISHOP	KEOUGH STREET	2	2	E	09-28-2022	45.00
CITY OF BISHOP	BISHOP	KEOUGH STREET	2	2	E	09-28-2022	45.00
CITY OF BISHOP	BISHOP	LAGOON STREET	4	2	C	09-28-2022	32.00
CITY OF BISHOP	BISHOP	LAGOON STREET	4	2	C	09-28-2022	49.00
CITY OF BISHOP	BISHOP	LAGOON STREET	4	2	C	09-28-2022	69.00
CITY OF BISHOP	BISHOP	LAGOON STREET	4	2	C	09-28-2022	77.00
CITY OF BISHOP	BISHOP	LEE STREET	1	2	E	09-28-2022	78.00
CITY OF BISHOP	BISHOP	MACIVER LANE	1	2	E	09-29-2022	80.00
CITY OF BISHOP	BISHOP	MANDICH STREET	2	2	C	09-28-2022	41.00
CITY OF BISHOP	BISHOP	MANDICH STREET	2	2	C	09-28-2022	17.00
CITY OF BISHOP	BISHOP	MAPLE STREET	1	2	E	09-28-2022	38.00
CITY OF BISHOP	BISHOP	MAY STREET	7	2	E	09-29-2022	29.00
CITY OF BISHOP	BISHOP	MAY STREET	7	2	E	09-29-2022	32.00
CITY OF BISHOP	BISHOP	MAY STREET	7	2	E	09-29-2022	95.00
CITY OF BISHOP	BISHOP	MAY STREET	7	2	E	09-29-2022	53.00
CITY OF BISHOP	BISHOP	MAY STREET	7	2	E	09-29-2022	35.00
CITY OF BISHOP	BISHOP	MAY STREET	7	2	E	09-29-2022	58.00
CITY OF BISHOP	BISHOP	MAY STREET	7	2	E	09-29-2022	38.00
CITY OF BISHOP	BISHOP	MOFFETT DRIVE	1	2	E	09-29-2022	28.00
CITY OF BISHOP	BISHOP	N. FOWLER STREET	6	2	C	09-28-2022	65.00
CITY OF BISHOP	BISHOP	N. FOWLER STREET	6	2	C	09-28-2022	31.00

City of Bishop
2022 PMP Update
Section Inventory and PCI Report

Network Name	NetworkID	Branch Name	Sections	Lanes	Section Rank	Date	PCI
CITY OF BISHOP	BISHOP	N. FOWLER STREET	6	2	C	09-28-2022	58.00
CITY OF BISHOP	BISHOP	N. FOWLER STREET	6	2	C	09-28-2022	76.00
CITY OF BISHOP	BISHOP	N. FOWLER STREET	6	2	C	09-28-2022	48.00
CITY OF BISHOP	BISHOP	N. FOWLER STREET	6	2	C	09-28-2022	29.00
CITY OF BISHOP	BISHOP	N. SECOND STREET	4	2	E	09-29-2022	25.00
CITY OF BISHOP	BISHOP	N. SECOND STREET	4	2	E	09-29-2022	22.00
CITY OF BISHOP	BISHOP	N. SECOND STREET	4	2	E	09-29-2022	36.00
CITY OF BISHOP	BISHOP	N. SECOND STREET	4	2	E	09-29-2022	67.00
CITY OF BISHOP	BISHOP	N. THIRD STREET	4	2	E	09-29-2022	91.00
CITY OF BISHOP	BISHOP	N. THIRD STREET	4	2	E	09-29-2022	32.00
CITY OF BISHOP	BISHOP	N. THIRD STREET	4	2	E	09-29-2022	53.00
CITY OF BISHOP	BISHOP	N. THIRD STREET	4	2	E	09-29-2022	44.00
CITY OF BISHOP	BISHOP	N. WARREN STREET	6	2	C	09-28-2022	95.00
CITY OF BISHOP	BISHOP	N. WARREN STREET	6	2	C	09-28-2022	46.00
CITY OF BISHOP	BISHOP	N. WARREN STREET	6	2	C	09-28-2022	43.00
CITY OF BISHOP	BISHOP	N. WARREN STREET	6	2	C	09-28-2022	49.00
CITY OF BISHOP	BISHOP	N. WARREN STREET	6	2	C	09-28-2022	90.00
CITY OF BISHOP	BISHOP	N. WARREN STREET	6	2	C	09-28-2022	95.00
CITY OF BISHOP	BISHOP	PARK AVENUE	1	2	E	09-29-2022	46.00
CITY OF BISHOP	BISHOP	PIONEER LANE	1	2	E	10-04-2022	58.00
CITY OF BISHOP	BISHOP	ROME DRIVE	1	2	E	09-28-2022	79.00
CITY OF BISHOP	BISHOP	ROSE STREET	2	2	E	09-29-2022	35.00
CITY OF BISHOP	BISHOP	ROSE STREET	2	2	E	09-29-2022	34.00
CITY OF BISHOP	BISHOP	S. FIRST STREET	3	2	E	09-29-2022	52.00
CITY OF BISHOP	BISHOP	S. FIRST STREET	3	2	E	09-29-2022	74.00
CITY OF BISHOP	BISHOP	S. FIRST STREET	3	2	E	09-29-2022	54.00
CITY OF BISHOP	BISHOP	S. FOWLER STREET	4	2	C	09-28-2022	50.00
CITY OF BISHOP	BISHOP	S. FOWLER STREET	4	2	C	09-28-2022	55.00
CITY OF BISHOP	BISHOP	S. FOWLER STREET	4	2	C	09-28-2022	74.00
CITY OF BISHOP	BISHOP	S. FOWLER STREET	4	2	C	09-28-2022	40.00
CITY OF BISHOP	BISHOP	S. SECOND STREET	1	2	E	09-29-2022	98.00
CITY OF BISHOP	BISHOP	S. THIRD STREET	4	2	E	09-29-2022	33.00
CITY OF BISHOP	BISHOP	S. THIRD STREET	4	2	E	09-29-2022	38.00
CITY OF BISHOP	BISHOP	S. THIRD STREET	4	2	E	09-29-2022	44.00
CITY OF BISHOP	BISHOP	S. THIRD STREET	4	2	E	09-29-2022	48.00
CITY OF BISHOP	BISHOP	S. WARREN STREET	2	2	C	09-28-2022	37.00

City of Bishop
2022 PMP Update
Section Inventory and PCI Report

Network Name	NetworkID	Branch Name	Sections	Lanes	Section Rank	Date	PCI
CITY OF BISHOP	BISHOP	S. WARREN STREET	2	2	C	09-28-2022	33.00
CITY OF BISHOP	BISHOP	SCHLEY STREET	3	2	E	09-28-2022	37.00
CITY OF BISHOP	BISHOP	SCHLEY STREET	3	2	E	09-28-2022	30.00
CITY OF BISHOP	BISHOP	SCHLEY STREET	3	2	E	09-28-2022	36.00
CITY OF BISHOP	BISHOP	SHORT STREET	4	2	E	09-29-2022	91.00
CITY OF BISHOP	BISHOP	SHORT STREET	4	2	E	09-29-2022	59.00
CITY OF BISHOP	BISHOP	SHORT STREET	4	2	E	09-29-2022	25.00
CITY OF BISHOP	BISHOP	SHORT STREET	4	2	E	09-29-2022	27.00
CITY OF BISHOP	BISHOP	SIERRA STREET	6	2	C	09-28-2022	50.00
CITY OF BISHOP	BISHOP	SIERRA STREET	6	2	C	09-28-2022	63.00
CITY OF BISHOP	BISHOP	SIERRA STREET	6	2	C	09-28-2022	62.00
CITY OF BISHOP	BISHOP	SIERRA STREET	6	2	C	09-28-2022	72.00
CITY OF BISHOP	BISHOP	SIERRA STREET	6	2	C	09-28-2022	49.00
CITY OF BISHOP	BISHOP	SIERRA STREET	6	2	C	09-28-2022	59.00
CITY OF BISHOP	BISHOP	SNEDEN STREET	3	2	E	09-29-2022	74.00
CITY OF BISHOP	BISHOP	SNEDEN STREET	3	2	E	09-29-2022	72.00
CITY OF BISHOP	BISHOP	SNEDEN STREET	3	2	E	09-29-2022	59.00
CITY OF BISHOP	BISHOP	SPRUCE STREET	4	2	C	09-29-2022	63.00
CITY OF BISHOP	BISHOP	SPRUCE STREET	4	2	C	09-29-2022	73.00
CITY OF BISHOP	BISHOP	SPRUCE STREET	4	2	C	09-29-2022	60.00
CITY OF BISHOP	BISHOP	SPRUCE STREET	4	2	C	09-29-2022	91.00
CITY OF BISHOP	BISHOP	SUNLAND DRIVE	1	1	C	10-04-2022	93.00
CITY OF BISHOP	BISHOP	SYCAMORE DRIVE	1	2	E	09-28-2022	36.00
CITY OF BISHOP	BISHOP	W. ELM STREET	7	2	C	09-28-2022	65.00
CITY OF BISHOP	BISHOP	W. ELM STREET	7	2	C	09-28-2022	33.00
CITY OF BISHOP	BISHOP	W. ELM STREET	7	2	C	09-28-2022	34.00
CITY OF BISHOP	BISHOP	W. ELM STREET	7	2	C	09-28-2022	32.00
CITY OF BISHOP	BISHOP	W. ELM STREET	7	2	C	09-28-2022	36.00
CITY OF BISHOP	BISHOP	W. ELM STREET	7	2	C	09-28-2022	48.00
CITY OF BISHOP	BISHOP	W. ELM STREET	7	2	C	09-28-2022	32.00
CITY OF BISHOP	BISHOP	W. PINE STREET	7	2	C	09-28-2022	28.00
CITY OF BISHOP	BISHOP	W. PINE STREET	7	2	C	09-28-2022	30.00
CITY OF BISHOP	BISHOP	W. PINE STREET	7	2	C	09-28-2022	11.00
CITY OF BISHOP	BISHOP	W. PINE STREET	7	2	C	09-28-2022	33.00
CITY OF BISHOP	BISHOP	W. PINE STREET	7	2	C	09-28-2022	88.00
CITY OF BISHOP	BISHOP	W. PINE STREET	7	2	C	09-28-2022	27.00

City of Bishop
2022 PMP Update
Section Inventory and PCI Report

Network Name	NetworkID	Branch Name	Sections	Lanes	Section Rank	Date	PCI
CITY OF BISHOP	BISHOP	W. PINE STREET	7	2	C	09-28-2022	56.00
CITY OF BISHOP	BISHOP	W. SOUTH STREET	2	2	C	09-28-2022	16.00
CITY OF BISHOP	BISHOP	W. SOUTH STREET	2	2	C	09-28-2022	30.00
CITY OF BISHOP	BISHOP	W. YANEY STREET	5	2	C	09-28-2022	31.00
CITY OF BISHOP	BISHOP	W. YANEY STREET	5	2	C	09-28-2022	28.00
CITY OF BISHOP	BISHOP	W. YANEY STREET	5	2	C	09-28-2022	36.00
CITY OF BISHOP	BISHOP	W. YANEY STREET	5	2	C	09-28-2022	33.00
CITY OF BISHOP	BISHOP	W. YANEY STREET	5	2	C	09-28-2022	37.00
CITY OF BISHOP	BISHOP	WHITNEY ALLEY	1	2	E	09-29-2022	56.00
CITY OF BISHOP	BISHOP	WILLOW STREET	8	2	C	09-29-2022	60.00
CITY OF BISHOP	BISHOP	WILLOW STREET	8	2	C	09-29-2022	27.00
CITY OF BISHOP	BISHOP	WILLOW STREET	8	2	C	09-29-2022	95.00
CITY OF BISHOP	BISHOP	WILLOW STREET	8	2	C	09-29-2022	37.00
CITY OF BISHOP	BISHOP	WILLOW STREET	8	2	C	09-29-2022	59.00
CITY OF BISHOP	BISHOP	WILLOW STREET	8	2	C	09-29-2022	37.00
CITY OF BISHOP	BISHOP	WILLOW STREET	8	2	C	09-29-2022	34.00
CITY OF BISHOP	BISHOP	WILLOW STREET	8	2	C	09-29-2022	56.00
CITY OF BISHOP	BISHOP	WYE ROAD	2	2	C	09-29-2022	78.00
CITY OF BISHOP	BISHOP	WYE ROAD	2	2	C	09-29-2022	58.00

City of Bishop
2022 PMP Update
Section by PCI High to Low

Network Name	NetworkID	Branch Name	Sections	Lanes	Section Rank	Date	PCI
CITY OF BISHOP	BISHOP	CLARKE STREET	5	2	E	09-29-2022	100.00
CITY OF BISHOP	BISHOP	S. SECOND STREET	1	2	E	09-29-2022	98.00
CITY OF BISHOP	BISHOP	ACADEMY STREET	3	2	E	09-28-2022	95.00
CITY OF BISHOP	BISHOP	CHURCH STREET	3	2	C	09-28-2022	95.00
CITY OF BISHOP	BISHOP	E. ELM STREET	3	2	C	09-29-2022	95.00
CITY OF BISHOP	BISHOP	HOME STREET	7	2	C	09-28-2022	95.00
CITY OF BISHOP	BISHOP	MAY STREET	7	2	E	09-29-2022	95.00
CITY OF BISHOP	BISHOP	N. WARREN STREET	6	2	C	09-28-2022	95.00
CITY OF BISHOP	BISHOP	N. WARREN STREET	6	2	C	09-28-2022	95.00
CITY OF BISHOP	BISHOP	WILLOW STREET	8	2	C	09-29-2022	95.00
CITY OF BISHOP	BISHOP	HANBY AVENUE	6	2	E	09-29-2022	93.00
CITY OF BISHOP	BISHOP	HANBY AVENUE	6	2	E	09-29-2022	93.00
CITY OF BISHOP	BISHOP	HOME STREET	7	2	C	09-28-2022	93.00
CITY OF BISHOP	BISHOP	SUNLAND DRIVE	1	1	C	10-04-2022	93.00
CITY OF BISHOP	BISHOP	HANBY AVENUE	6	2	E	09-29-2022	91.00
CITY OF BISHOP	BISHOP	HOME STREET	7	2	C	09-28-2022	91.00
CITY OF BISHOP	BISHOP	N. THIRD STREET	4	2	E	09-29-2022	91.00
CITY OF BISHOP	BISHOP	SHORT STREET	4	2	E	09-29-2022	91.00
CITY OF BISHOP	BISHOP	SPRUCE STREET	4	2	C	09-29-2022	91.00
CITY OF BISHOP	BISHOP	N. WARREN STREET	6	2	C	09-28-2022	90.00
CITY OF BISHOP	BISHOP	HOME STREET	7	2	C	09-28-2022	88.00
CITY OF BISHOP	BISHOP	W. PINE STREET	7	2	C	09-28-2022	88.00
CITY OF BISHOP	BISHOP	GROVE STREET	8	2	C	09-28-2022	86.00
CITY OF BISHOP	BISHOP	HOME STREET	7	2	C	09-28-2022	84.00
CITY OF BISHOP	BISHOP	HOME STREET	7	2	C	09-28-2022	82.00
CITY OF BISHOP	BISHOP	GROVE STREET	8	2	C	09-28-2022	81.00
CITY OF BISHOP	BISHOP	MACIVER LANE	1	2	E	09-29-2022	80.00
CITY OF BISHOP	BISHOP	ROME DRIVE	1	2	E	09-28-2022	79.00
CITY OF BISHOP	BISHOP	ALLEY H	2	1	E	10-04-2022	78.00
CITY OF BISHOP	BISHOP	ALLEY Q	3	1	E	10-04-2022	78.00
CITY OF BISHOP	BISHOP	LEE STREET	1	2	E	09-28-2022	78.00
CITY OF BISHOP	BISHOP	WYE ROAD	2	2	C	09-29-2022	78.00
CITY OF BISHOP	BISHOP	LAGOON STREET	4	2	C	09-28-2022	77.00
CITY OF BISHOP	BISHOP	EDWARD STREET	1	2	E	09-28-2022	76.00
CITY OF BISHOP	BISHOP	N. FOWLER STREET	6	2	C	09-28-2022	76.00
CITY OF BISHOP	BISHOP	ALLEY G	2	1	E	10-04-2022	75.00

City of Bishop
2022 PMP Update
Section by PCI High to Low

Network Name	NetworkID	Branch Name	Sections	Lanes	Section Rank	Date	PCI
CITY OF BISHOP	BISHOP	E. LINE STREET	8	2	A	09-29-2022	75.00
CITY OF BISHOP	BISHOP	E. PINE STREET	8	2	C	09-29-2022	75.00
CITY OF BISHOP	BISHOP	E. PINE STREET	8	2	C	09-29-2022	75.00
CITY OF BISHOP	BISHOP	E. PINE STREET	8	2	C	09-29-2022	74.00
CITY OF BISHOP	BISHOP	GROVE STREET	8	2	C	09-28-2022	74.00
CITY OF BISHOP	BISHOP	S. FIRST STREET	3	2	E	09-29-2022	74.00
CITY OF BISHOP	BISHOP	S. FOWLER STREET	4	2	C	09-28-2022	74.00
CITY OF BISHOP	BISHOP	SNEDEN STREET	3	2	E	09-29-2022	74.00
CITY OF BISHOP	BISHOP	E. PINE STREET	8	2	C	09-29-2022	73.00
CITY OF BISHOP	BISHOP	HOME STREET	7	2	C	09-28-2022	73.00
CITY OF BISHOP	BISHOP	SPRUCE STREET	4	2	C	09-29-2022	73.00
CITY OF BISHOP	BISHOP	E. PINE STREET	8	2	C	09-29-2022	72.00
CITY OF BISHOP	BISHOP	GROVE STREET	8	2	C	09-28-2022	72.00
CITY OF BISHOP	BISHOP	GROVE STREET	8	2	C	09-28-2022	72.00
CITY OF BISHOP	BISHOP	SIERRA STREET	6	2	C	09-28-2022	72.00
CITY OF BISHOP	BISHOP	SNEDEN STREET	3	2	E	09-29-2022	72.00
CITY OF BISHOP	BISHOP	ALLEY M	1	1	E	10-04-2022	71.00
CITY OF BISHOP	BISHOP	ALLEY N	1	1	E	10-04-2022	71.00
CITY OF BISHOP	BISHOP	E. LINE STREET	8	2	A	09-29-2022	71.00
CITY OF BISHOP	BISHOP	FULTON STREET	1	2	E	09-28-2022	71.00
CITY OF BISHOP	BISHOP	CHAMBERLAIN STREET	1	2	E	09-28-2022	69.00
CITY OF BISHOP	BISHOP	LAGOON STREET	4	2	C	09-28-2022	69.00
CITY OF BISHOP	BISHOP	GROVE STREET	8	2	C	09-28-2022	68.00
CITY OF BISHOP	BISHOP	COATS STREET	1	2	E	09-28-2022	67.00
CITY OF BISHOP	BISHOP	CROSBY STREET	1	2	E	09-28-2022	67.00
CITY OF BISHOP	BISHOP	E. SOUTH STREET	4	2	C	09-29-2022	67.00
CITY OF BISHOP	BISHOP	N. SECOND STREET	4	2	E	09-29-2022	67.00
CITY OF BISHOP	BISHOP	E. PINE STREET	8	2	C	09-29-2022	66.00
CITY OF BISHOP	BISHOP	E. PINE STREET	8	2	C	09-29-2022	66.00
CITY OF BISHOP	BISHOP	GROVE STREET	8	2	C	09-28-2022	66.00
CITY OF BISHOP	BISHOP	ALLEY F	4	1	E	10-04-2022	65.00
CITY OF BISHOP	BISHOP	N. FOWLER STREET	6	2	C	09-28-2022	65.00
CITY OF BISHOP	BISHOP	W. ELM STREET	7	2	C	09-28-2022	65.00
CITY OF BISHOP	BISHOP	HANBY AVENUE	6	2	E	09-29-2022	64.00
CITY OF BISHOP	BISHOP	SIERRA STREET	6	2	C	09-28-2022	63.00
CITY OF BISHOP	BISHOP	SPRUCE STREET	4	2	C	09-29-2022	63.00

City of Bishop
2022 PMP Update
Section by PCI High to Low

Network Name	NetworkID	Branch Name	Sections	Lanes	Section Rank	Date	PCI
CITY OF BISHOP	BISHOP	SIERRA STREET	6	2	C	09-28-2022	62.00
CITY OF BISHOP	BISHOP	BUSH STREET	1	2	E	09-29-2022	61.00
CITY OF BISHOP	BISHOP	HANBY AVENUE	6	2	E	09-29-2022	60.00
CITY OF BISHOP	BISHOP	HOBSON STREET	3	2	E	09-29-2022	60.00
CITY OF BISHOP	BISHOP	SPRUCE STREET	4	2	C	09-29-2022	60.00
CITY OF BISHOP	BISHOP	WILLOW STREET	8	2	C	09-29-2022	60.00
CITY OF BISHOP	BISHOP	SHORT STREET	4	2	E	09-29-2022	59.00
CITY OF BISHOP	BISHOP	SIERRA STREET	6	2	C	09-28-2022	59.00
CITY OF BISHOP	BISHOP	SNEDEN STREET	3	2	E	09-29-2022	59.00
CITY OF BISHOP	BISHOP	WILLOW STREET	8	2	C	09-29-2022	59.00
CITY OF BISHOP	BISHOP	ALLEY Q	3	1	E	10-04-2022	58.00
CITY OF BISHOP	BISHOP	E. YANEY STREET	3	2	C	09-29-2022	58.00
CITY OF BISHOP	BISHOP	MAY STREET	7	2	E	09-29-2022	58.00
CITY OF BISHOP	BISHOP	N. FOWLER STREET	6	2	C	09-28-2022	58.00
CITY OF BISHOP	BISHOP	PIONEER LANE	1	2	E	10-04-2022	58.00
CITY OF BISHOP	BISHOP	WYE ROAD	2	2	C	09-29-2022	58.00
CITY OF BISHOP	BISHOP	ALLEY Q	3	1	E	10-04-2022	57.00
CITY OF BISHOP	BISHOP	CLARKE STREET	5	2	E	09-29-2022	57.00
CITY OF BISHOP	BISHOP	E. PINE STREET	8	2	C	09-29-2022	57.00
CITY OF BISHOP	BISHOP	W. PINE STREET	7	2	C	09-28-2022	56.00
CITY OF BISHOP	BISHOP	WHITNEY ALLEY	1	2	E	09-29-2022	56.00
CITY OF BISHOP	BISHOP	WILLOW STREET	8	2	C	09-29-2022	56.00
CITY OF BISHOP	BISHOP	KELSO ROAD	3	2	E	09-28-2022	55.00
CITY OF BISHOP	BISHOP	S. FOWLER STREET	4	2	C	09-28-2022	55.00
CITY OF BISHOP	BISHOP	S. FIRST STREET	3	2	E	09-29-2022	54.00
CITY OF BISHOP	BISHOP	ALLEY R	3	1	E	10-04-2022	53.00
CITY OF BISHOP	BISHOP	MAY STREET	7	2	E	09-29-2022	53.00
CITY OF BISHOP	BISHOP	N. THIRD STREET	4	2	E	09-29-2022	53.00
CITY OF BISHOP	BISHOP	S. FIRST STREET	3	2	E	09-29-2022	52.00
CITY OF BISHOP	BISHOP	ALLEY D	2	1	E	10-04-2022	51.00
CITY OF BISHOP	BISHOP	ALLEY P	3	1	E	10-04-2022	50.00
CITY OF BISHOP	BISHOP	S. FOWLER STREET	4	2	C	09-28-2022	50.00
CITY OF BISHOP	BISHOP	SIERRA STREET	6	2	C	09-28-2022	50.00
CITY OF BISHOP	BISHOP	E. YANEY STREET	3	2	C	09-29-2022	49.00
CITY OF BISHOP	BISHOP	LAGOON STREET	4	2	C	09-28-2022	49.00
CITY OF BISHOP	BISHOP	N. WARREN STREET	6	2	C	09-28-2022	49.00

City of Bishop
2022 PMP Update
Section by PCI High to Low

Network Name	NetworkID	Branch Name	Sections	Lanes	Section Rank	Date	PCI
CITY OF BISHOP	BISHOP	SIERRA STREET	6	2	C	09-28-2022	49.00
CITY OF BISHOP	BISHOP	ACADEMY STREET	3	2	E	09-28-2022	48.00
CITY OF BISHOP	BISHOP	ALLEY I	2	1	E	10-04-2022	48.00
CITY OF BISHOP	BISHOP	HANBY AVENUE	6	2	E	09-29-2022	48.00
CITY OF BISHOP	BISHOP	N. FOWLER STREET	6	2	C	09-28-2022	48.00
CITY OF BISHOP	BISHOP	S. THIRD STREET	4	2	E	09-29-2022	48.00
CITY OF BISHOP	BISHOP	W. ELM STREET	7	2	C	09-28-2022	48.00
CITY OF BISHOP	BISHOP	CLARKE STREET	5	2	E	09-29-2022	47.00
CITY OF BISHOP	BISHOP	E. ELM STREET	3	2	C	09-29-2022	47.00
CITY OF BISHOP	BISHOP	ALLEY D	2	1	E	10-04-2022	46.00
CITY OF BISHOP	BISHOP	E. LINE STREET	8	2	A	09-29-2022	46.00
CITY OF BISHOP	BISHOP	N. WARREN STREET	6	2	C	09-28-2022	46.00
CITY OF BISHOP	BISHOP	PARK AVENUE	1	2	E	09-29-2022	46.00
CITY OF BISHOP	BISHOP	E. LINE STREET	8	2	A	09-29-2022	45.00
CITY OF BISHOP	BISHOP	HAMMON STREET	4	2	E	09-28-2022	45.00
CITY OF BISHOP	BISHOP	KELSO ROAD	3	2	E	09-28-2022	45.00
CITY OF BISHOP	BISHOP	KEOUGH STREET	2	2	E	09-28-2022	45.00
CITY OF BISHOP	BISHOP	KEOUGH STREET	2	2	E	09-28-2022	45.00
CITY OF BISHOP	BISHOP	E. ELM STREET	3	2	C	09-29-2022	44.00
CITY OF BISHOP	BISHOP	N. THIRD STREET	4	2	E	09-29-2022	44.00
CITY OF BISHOP	BISHOP	S. THIRD STREET	4	2	E	09-29-2022	44.00
CITY OF BISHOP	BISHOP	BRUCE STREET	1	2	E	09-29-2022	43.00
CITY OF BISHOP	BISHOP	CENTRAL AVENUE	1	2	E	09-29-2022	43.00
CITY OF BISHOP	BISHOP	HAMMON STREET	4	2	E	09-28-2022	43.00
CITY OF BISHOP	BISHOP	N. WARREN STREET	6	2	C	09-28-2022	43.00
CITY OF BISHOP	BISHOP	ALLEY P	3	1	E	10-04-2022	42.00
CITY OF BISHOP	BISHOP	ALLEY P	3	1	E	10-04-2022	42.00
CITY OF BISHOP	BISHOP	E. LINE STREET	8	2	A	09-29-2022	42.00
CITY OF BISHOP	BISHOP	KELSO ROAD	3	2	E	09-28-2022	42.00
CITY OF BISHOP	BISHOP	MANDICH STREET	2	2	C	09-28-2022	41.00
CITY OF BISHOP	BISHOP	ALLEY L	1	1	E	10-04-2022	40.00
CITY OF BISHOP	BISHOP	ALLEY O	3	1	E	10-04-2022	40.00
CITY OF BISHOP	BISHOP	E. LINE STREET	8	2	A	09-29-2022	40.00
CITY OF BISHOP	BISHOP	S. FOWLER STREET	4	2	C	09-28-2022	40.00
CITY OF BISHOP	BISHOP	ALLEY F	4	1	E	10-04-2022	39.00
CITY OF BISHOP	BISHOP	ALLEY O	3	1	E	10-04-2022	39.00

City of Bishop
2022 PMP Update
Section by PCI High to Low

Network Name	NetworkID	Branch Name	Sections	Lanes	Section Rank	Date	PCI
CITY OF BISHOP	BISHOP	HIGH STREET	2	2	E	09-29-2022	39.00
CITY OF BISHOP	BISHOP	ALLEY G	2	1	E	10-04-2022	38.00
CITY OF BISHOP	BISHOP	MAPLE STREET	1	2	E	09-28-2022	38.00
CITY OF BISHOP	BISHOP	MAY STREET	7	2	E	09-29-2022	38.00
CITY OF BISHOP	BISHOP	S. THIRD STREET	4	2	E	09-29-2022	38.00
CITY OF BISHOP	BISHOP	E. SOUTH STREET	4	2	C	09-29-2022	37.00
CITY OF BISHOP	BISHOP	HAMMON STREET	4	2	E	09-28-2022	37.00
CITY OF BISHOP	BISHOP	S. WARREN STREET	2	2	C	09-28-2022	37.00
CITY OF BISHOP	BISHOP	SCHLEY STREET	3	2	E	09-28-2022	37.00
CITY OF BISHOP	BISHOP	W. YANEY STREET	5	2	C	09-28-2022	37.00
CITY OF BISHOP	BISHOP	WILLOW STREET	8	2	C	09-29-2022	37.00
CITY OF BISHOP	BISHOP	WILLOW STREET	8	2	C	09-29-2022	37.00
CITY OF BISHOP	BISHOP	ALLEY T	2	1	E	10-04-2022	36.00
CITY OF BISHOP	BISHOP	HOBSON STREET	3	2	E	09-29-2022	36.00
CITY OF BISHOP	BISHOP	IRIS STREET	1	2	E	10-04-2022	36.00
CITY OF BISHOP	BISHOP	N. SECOND STREET	4	2	E	09-29-2022	36.00
CITY OF BISHOP	BISHOP	SCHLEY STREET	3	2	E	09-28-2022	36.00
CITY OF BISHOP	BISHOP	SYCAMORE DRIVE	1	2	E	09-28-2022	36.00
CITY OF BISHOP	BISHOP	W. ELM STREET	7	2	C	09-28-2022	36.00
CITY OF BISHOP	BISHOP	W. YANEY STREET	5	2	C	09-28-2022	36.00
CITY OF BISHOP	BISHOP	ALLEY R	3	1	E	10-04-2022	35.00
CITY OF BISHOP	BISHOP	MAY STREET	7	2	E	09-29-2022	35.00
CITY OF BISHOP	BISHOP	ROSE STREET	2	2	E	09-29-2022	35.00
CITY OF BISHOP	BISHOP	ALLEY I	2	1	E	10-04-2022	34.00
CITY OF BISHOP	BISHOP	ROSE STREET	2	2	E	09-29-2022	34.00
CITY OF BISHOP	BISHOP	W. ELM STREET	7	2	C	09-28-2022	34.00
CITY OF BISHOP	BISHOP	WILLOW STREET	8	2	C	09-29-2022	34.00
CITY OF BISHOP	BISHOP	ACADEMY STREET	3	2	E	09-28-2022	33.00
CITY OF BISHOP	BISHOP	ALLEY F	4	1	E	10-04-2022	33.00
CITY OF BISHOP	BISHOP	S. THIRD STREET	4	2	E	09-29-2022	33.00
CITY OF BISHOP	BISHOP	S. WARREN STREET	2	2	C	09-28-2022	33.00
CITY OF BISHOP	BISHOP	W. ELM STREET	7	2	C	09-28-2022	33.00
CITY OF BISHOP	BISHOP	W. PINE STREET	7	2	C	09-28-2022	33.00
CITY OF BISHOP	BISHOP	W. YANEY STREET	5	2	C	09-28-2022	33.00
CITY OF BISHOP	BISHOP	ALLEY A	1	1	E	10-04-2022	32.00
CITY OF BISHOP	BISHOP	E. LINE STREET	8	2	A	09-29-2022	32.00

City of Bishop
2022 PMP Update
Section by PCI High to Low

Network Name	NetworkID	Branch Name	Sections	Lanes	Section Rank	Date	PCI
CITY OF BISHOP	BISHOP	HIGH STREET	2	2	E	09-29-2022	32.00
CITY OF BISHOP	BISHOP	HOBSON STREET	3	2	E	09-29-2022	32.00
CITY OF BISHOP	BISHOP	LAGOON STREET	4	2	C	09-28-2022	32.00
CITY OF BISHOP	BISHOP	MAY STREET	7	2	E	09-29-2022	32.00
CITY OF BISHOP	BISHOP	N. THIRD STREET	4	2	E	09-29-2022	32.00
CITY OF BISHOP	BISHOP	W. ELM STREET	7	2	C	09-28-2022	32.00
CITY OF BISHOP	BISHOP	W. ELM STREET	7	2	C	09-28-2022	32.00
CITY OF BISHOP	BISHOP	N. FOWLER STREET	6	2	C	09-28-2022	31.00
CITY OF BISHOP	BISHOP	W. YANEY STREET	5	2	C	09-28-2022	31.00
CITY OF BISHOP	BISHOP	ALLEY K	2	1	E	10-04-2022	30.00
CITY OF BISHOP	BISHOP	GROVE STREET	8	2	C	09-28-2022	30.00
CITY OF BISHOP	BISHOP	SCHLEY STREET	3	2	E	09-28-2022	30.00
CITY OF BISHOP	BISHOP	W. PINE STREET	7	2	C	09-28-2022	30.00
CITY OF BISHOP	BISHOP	W. SOUTH STREET	2	2	C	09-28-2022	30.00
CITY OF BISHOP	BISHOP	ALLEY E	4	1	E	10-04-2022	29.00
CITY OF BISHOP	BISHOP	ALLEY S	1	1	E	10-04-2022	29.00
CITY OF BISHOP	BISHOP	JAY STREET	1	2	C	09-28-2022	29.00
CITY OF BISHOP	BISHOP	MAY STREET	7	2	E	09-29-2022	29.00
CITY OF BISHOP	BISHOP	N. FOWLER STREET	6	2	C	09-28-2022	29.00
CITY OF BISHOP	BISHOP	HAMMON STREET	4	2	E	09-28-2022	28.00
CITY OF BISHOP	BISHOP	JOHNSTON DRIVE	1	2	E	09-29-2022	28.00
CITY OF BISHOP	BISHOP	MOFFETT DRIVE	1	2	E	09-29-2022	28.00
CITY OF BISHOP	BISHOP	W. PINE STREET	7	2	C	09-28-2022	28.00
CITY OF BISHOP	BISHOP	W. YANEY STREET	5	2	C	09-28-2022	28.00
CITY OF BISHOP	BISHOP	ALLEY B	1	1	E	10-04-2022	27.00
CITY OF BISHOP	BISHOP	CLARKE STREET	5	2	E	09-29-2022	27.00
CITY OF BISHOP	BISHOP	E. SOUTH STREET	4	2	C	09-29-2022	27.00
CITY OF BISHOP	BISHOP	SHORT STREET	4	2	E	09-29-2022	27.00
CITY OF BISHOP	BISHOP	W. PINE STREET	7	2	C	09-28-2022	27.00
CITY OF BISHOP	BISHOP	WILLOW STREET	8	2	C	09-29-2022	27.00
CITY OF BISHOP	BISHOP	CHURCH STREET	3	2	C	09-28-2022	26.00
CITY OF BISHOP	BISHOP	HOWARD STREET	1	2	E	09-29-2022	26.00
CITY OF BISHOP	BISHOP	E. SOUTH STREET	4	2	C	09-29-2022	25.00
CITY OF BISHOP	BISHOP	N. SECOND STREET	4	2	E	09-29-2022	25.00
CITY OF BISHOP	BISHOP	SHORT STREET	4	2	E	09-29-2022	25.00
CITY OF BISHOP	BISHOP	E. YANEY STREET	3	2	C	09-29-2022	24.00

City of Bishop
2022 PMP Update
Section by PCI High to Low

Network Name	NetworkID	Branch Name	Sections	Lanes	Section Rank	Date	PCI
CITY OF BISHOP	BISHOP	CLARKE STREET	5	2	E	09-29-2022	23.00
CITY OF BISHOP	BISHOP	ALLEY K	2	1	E	10-04-2022	22.00
CITY OF BISHOP	BISHOP	N. SECOND STREET	4	2	E	09-29-2022	22.00
CITY OF BISHOP	BISHOP	ALLEY E	4	1	E	10-04-2022	21.00
CITY OF BISHOP	BISHOP	ALLEY F	4	1	E	10-04-2022	20.00
CITY OF BISHOP	BISHOP	ALLEY R	3	1	E	10-04-2022	20.00
CITY OF BISHOP	BISHOP	CHURCH STREET	3	2	C	09-28-2022	18.00
CITY OF BISHOP	BISHOP	MANDICH STREET	2	2	C	09-28-2022	17.00
CITY OF BISHOP	BISHOP	ALLEY C	2	1	E	10-04-2022	16.00
CITY OF BISHOP	BISHOP	ALLEY C	2	1	E	10-04-2022	16.00
CITY OF BISHOP	BISHOP	ALLEY J	1	1	E	10-04-2022	16.00
CITY OF BISHOP	BISHOP	W. SOUTH STREET	2	2	C	09-28-2022	16.00
CITY OF BISHOP	BISHOP	ALLEY E	4	1	E	10-04-2022	14.00
CITY OF BISHOP	BISHOP	ALLEY H	2	1	E	10-04-2022	13.00
CITY OF BISHOP	BISHOP	E. LINE STREET	8	2	A	09-29-2022	13.00
CITY OF BISHOP	BISHOP	ALLEY T	2	1	E	10-04-2022	11.00
CITY OF BISHOP	BISHOP	W. PINE STREET	7	2	C	09-28-2022	11.00
CITY OF BISHOP	BISHOP	ALLEY E	4	1	E	10-04-2022	9.00
CITY OF BISHOP	BISHOP	ALLEY O	3	1	E	10-04-2022	7.00