

**COUNTY OF INYO
PUBLIC WORKS DEPARTMENT**

NOTICE INVITING BIDS

COUNTY PROJECT NO. TR 17-073

The Inyo County Public Works Department is soliciting bids for:

**Independence, CA
Light Post Replacement**

Bid information and project specifications are available at no charge at the County of Inyo website at www.inyocounty.us. Bidders who obtain bid packages over the internet must notify the county that they are plan holders. Bidders who do not notify the county that they are plan holders may not be aware of any addenda that are issued.

Bids must be submitted in a sealed envelope clearly marked with the bidder's name and address, the word "BID", and the Project Title:

**Independence, CA
Light Post Replacement Project**

To be considered, **bids must be received by the Inyo County Clerk of the Board of Supervisors, 224 North Edwards Street (mailing address: P.O. Box N), Independence, California 93526 at or before 3:30 P.M. on November 28, 2018 (Bid Deadline)** at which time they will be publicly opened and read aloud. No oral, telegraphic, telephonic, or fax proposals or modifications will be accepted.

General Work Description:

A light post including bulb and fixture, located in the sidewalk on the east side of US 395 in Independence, CA, was destroyed in an automobile accident. The foundation is intact. The destroyed pole has been removed. Inyo County Public Works is seeking to replace in kind the decorative concrete light post, fixture and bulb. Inyo County will provide the permit and set-up / take down the traffic control / lane closure. Contractor to provide all materials, labor (prevailing wage) and misc. supplies to provide a functioning light post.

Technical questions related to project work, site conditions, or other related inquiries should be directed to John Pinckney of the Public Works Department at jpinckney@inyocounty.us.



COUNTY OF INYO

DEPARTMENT OF PUBLIC WORKS
P.O. DRAWER Q
INDEPENDENCE, CA 93526

REQUEST FOR QUOTATION ***THIS IS NOT AN ORDER!***

DATE ISSUED: Oct. 24, 2018

Michael Errante, Acting Public Works Director
Chris Cash, Deputy Director Public Works
(760) 878-0201
(760) 878-2001 Fax

DATE TO BE RETURNED BY: 3:30PM, Nov. 28,

Please direct questions or requests for clarifications to John Pinckney at jpinckney@inyocounty.us or 760-878-0204
PLEASE QUOTE ON THE FOLLOWING ITEMS:

QUANTITY	DESCRIPTION	UNIT PRICE	NET TOTAL
1	• Lumca 1801R with Ballast & 70 HP Sodium Bulb, or approved equivalent		
1	• Ameron – Spun, Prestressed Concrete Pole (see attached) 22CT10 Pole with Tenon Assembly Mix (163S): Salt & Pepper, Exposed Aggregate Finish with flat water sealer coating		
1	• Shipping to Independence, CA 93526		
1	• Installation: Install & Hook-up to existing foundation & electrical. Including all misc. consumables and hardware.		
PRICE SHALL INCLUDE ALL COSTS INCLUDING LICENSES, LABOR, PREVAILING WAGE, MATERIALS, INSURANCE, AND APPLICABLE TAXES. P.O. TERMS SHALL BE AS SHOWN, SEE ATTACHED			
INYO COUNTY WILL PROVIDE PERMIT & SET-UP TRAFFIC CONTROL / LANE CLOSURE.			
	TAX		
	TOTAL		
INDICATE ANY EXCEPTIONS TO QUOTE:			
This form to be returned signed, in a sealed envelope labeled "BID - Independence, CA Light Pole Replacement Project" via US Mail, Fed-Ex, UPS or Hand Delivered. Bids will be opened 3:30PM, 11/28/18.			

IMPORTANT NOTICE to Bidders: The return of a signed copy of Original form shall constitute a promise to supply or perform the enumerated items subject to the terms and conditions shown at prices stated hereon. Quote all prices F.O.B. destination. Do not include federal excise tax on your quotation. Exemption certificates will be furnished with order when applicable. State sales tax should be shown separately.

THE QUOTATION (S) LISTED ABOVE REMAIN VALID AND IN EFFECT THROUGH _____.

DATE: _____ By _____

(print)

FIRM NAME _____ By _____

(Signature) (Title)

>> RETURN SIGNED FORM in Sealed Envelope labeled "BID - INDEPENDENCE LIGHT POLE REPLACEMENT PROJECT"

To be considered, bids must be received by the Assistant Clerk of the Inyo County Board of Supervisors, 224 N. Edwards Street (mailing address: P.O. Box N), Independence, CA 93526 at or before 3:30 P.M., on Nov. 28, 2018 at which time they will be publicly opened and read aloud. No oral, telegraphic, telephonic, or fax proposals or modifications will be accepted.

PO # _____

Date _____

PURCHASE ORDER AGREEMENT

This Purchase Order Agreement ("PO") is made by and between the County of Inyo ("County") and the party to which this PO is addressed ("Contractor"), as a part of the Purchase Order numbered above or on the reverse and incorporated herein by reference, effective as of the date of the Purchase Order.

- 1 Contractor shall provide all services and/or materials for the compensation and within the time period as specified in the PO.
- 2 County shall make payment to Contractor in accordance with the terms set forth in the PO within sixty (60) days after receipt of an itemized written statement or invoice from Contractor.
- 3 Contractor shall comply with applicable law in the provision of services and/or materials pursuant to this PO. Contractor shall obtain and maintain all such licenses, permits, or other authorizations to provide such services and/or materials, as are required by law or by express provision of this PO, during Contractor's provision of such services and/or materials.
- 4 Contractor waives any right to, and shall deliver possession and title to County, of all publications, computer programs, inventions, or other property which result from the performance of services by Contractor pursuant to this PO unless otherwise expressly agreed in writing by County.
- 5 Contractor shall, and shall require its agents, officers and employees to maintain the confidentiality of, any and all proprietary, privileged, or otherwise confidential information in County's possession and obtained by them as the result of performance of this PO, and refrain from disclosing or using the information except as necessary to provide services and/or materials pursuant to this PO.
- 6 Contractor shall maintain workers' compensation insurance to the extent required by law, and shall maintain at least the minimum types and amounts of other insurance coverage usual and customary for persons or firms engaged in the provision of the same or similar type of services and/or materials.
- 7 Contractor shall defend, indemnify, and hold harmless County, its agents, officers, employees and volunteers from and against any and all claims, liability, and other costs, including litigation costs and attorney's fees, arising out of or resulting from acts or omissions in the provision of services and/or materials hereunder by Contractor or Contractor's agents, officers, employees, or volunteers, or any person for whose acts or omissions any of them may be liable. County agrees to defend, indemnify, and hold harmless Contractor and Contractor's agents, officers, and employees from and against any and all claims, liability, and other costs, and expenses, including litigation costs and reasonable attorney's fees arising out of or resulting from the active negligence or wrongful acts of County or County's agents, officers, employees, or volunteers in carrying out this PO.
- 8 Contractor shall prepare and maintain records required by law or this PO regarding the provision of services and/or materials pursuant to this PO, and make such records available for inspection by County and other authorized entities and persons for reasonably requested audit or evaluation purposes.
- 9 Contractor shall refrain from, and require its agents, officers, and employees to refrain from, unlawfully discriminating in violation of applicable law against any person in the course of providing services and/or materials pursuant to this PO, because of the person's race, religion, color, national origin, ancestry, physical handicap, medical condition, marital status, age, or sex or as otherwise prohibited by law.
- 10 Contractor shall provide to County all warranties for all materials provided pursuant to this PO which are implied or expressly provided by law or which the manufacturer customarily provides to purchasers or users.
- 11 This PO may be terminated by either party upon at least ten (10) days prior written notice. Contractor shall be entitled to payment for services and/or materials provided prior to receipt of notice of termination in accordance with terms and conditions of this PO.
12. This PO may be amended only by mutual written consent of the parties, is intended as the entire agreement between the parties, superseding all previous agreements between them. If any portion is determined to be invalid, the remaining portions shall continue in full force and effect.
- 13 This PO is governed by California law. Venue for any legal proceeding arising out of or related to it shall be in Inyo County, California. If either party initiates legal proceedings against the other party with respect to this PO, the nonprevailing party shall pay the prevailing party's costs and expenses (including reasonable attorney's fees).
- 14 The parties are independent contractors, and the employees, officers, and agents of one party shall not be deemed to be employees of the other party for any purpose.
- 15 Contractor's signature to this PO and/or Contractor's provision of services and/or materials pursuant to it shall constitute Contractor's agreement to its terms and conditions. County's issuance of this PO constitutes County's agreement to its terms and conditions.
- 16 Notwithstanding the above, this Purchase Agreement is subject to and incorporates herein the terms of the bid specifications concerning the purchased items.

REV.	DATE	DESCRIPTION	APPN.	APPR.
A	04/07	(S) COATING WAS (N)	3.	
B	09/07	ADDED CUSTOMER TYPE	A.C.	
C	11/07	SPECIAL A.B. ADDED (WAS STD)	L.P.	

"F" LEVEL CONFIG CODES		"P" LEVEL CONFIG CODES	
OPTION CLASS	ENTRY INFO	OPTION CLASS	ENTRY INFO
COATING	S	MIX	16
I/H COVER	45225 BARE	FINISH	3
DOOR SCR	STD	BASE PLATE	45318
		POLE TOP CON.	MOD90

TRADITIONAL FLUTED BASE PLATE DELPHI POLE

POLE DESIGN-NATION	POLE HEIGHT A.G.	POLE LENGTH	BOLT CIRCLE (in.)	ULTIMATE G.L. MOMENT (ft-lbs.)	WEIGHT (lbs.)
22CT10	9'-5" [2.86M]	9'-7.5" [2.93M]	18"	16,200 [21,962N.M]	540 [245kg]

() POLES REQUIRED EACH WITH FABRICATED ALUMINUM TENON ASSEMBLY (Ø3" O.D. X 3" LG., PIN: 45259-3), ALUM. ALLOY SKIRT (P/N: 45262PL) & FIXTURE (PER CONFIGURATION REQUIREMENTS)

NOTES:

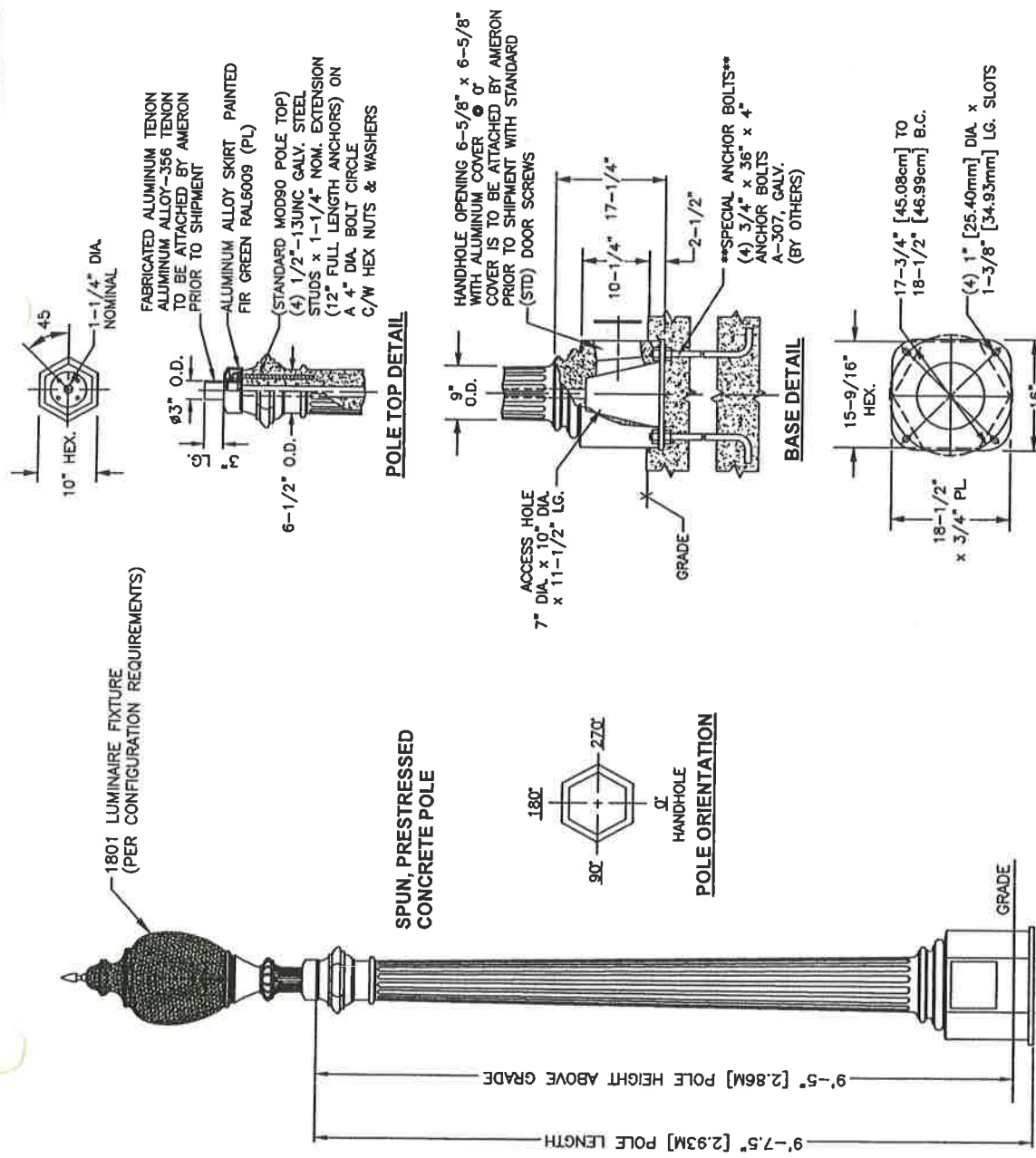
- MIX (163S); SALT & PEPPER, EXPOSED AGGREGATE FINISH WITH FLAT WATER SEALER COATING.
- ASTM C-150 TYPE III GRAY CEMENT.
- f c @ 28 DAYS = 6,000 PSI, USING SPUN CYLINDER TEST.
- f c @ 28 DAYS = 5,000 PSI, USING ASTM C-31 CYLINDER TEST.
- POLES MANUFACTURED PER ASTM C-1089-06 SPECIFICATIONS.
- PROTECTIVE COAT EXPOSED P.C. WIRES AT POLE ENDS.
- BASE PLATE FULLY PRESTRESSED WITH (8) 5/16" DIA. A-416 PRESTRESSING CABLES.

APPROVED BY _____ DATE _____

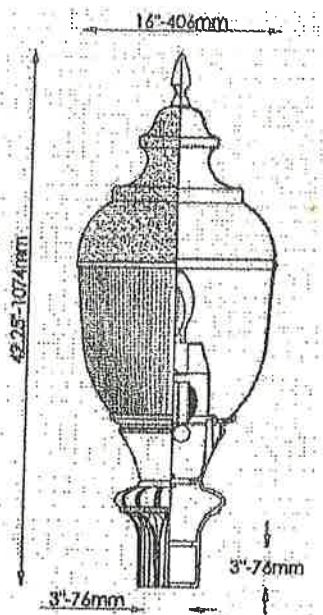
Almeron POLE PRODUCTS DIVISION
CITY OF INDEPENDENCE -- CA (TYPE: D1)
22CT10 POLE WITH TENON ASSEMBLY

THIS DOCUMENT CONTAINS INFORMATION WHICH IS PROPRIETARY TO AMERON. IT SHALL NOT BE REPRODUCED, USED OR DISCLOSED TO ANYONE WITHOUT THE PRIOR WRITTEN PERMISSION OF AMERON.

DRAWN: J.C. 03/07	SCALE: N.T.S.	DWG. NO. SK031707	REV. C
CHK'D:			




BASE PLATE DETAIL



1801R

Victorian 1800 Series



Specifications

Construction

Holder One piece cast aluminum luminaire holder, slip fitting on a 3"-76mm O.D. x 3"-76mm LG. pole or tenon. The luminaire is mechanically secured by (3) #5/16-18UNC allen head set screws.

Housing Frosted polycarbonate top cover permanently sealed to a prismatic refractor complete with cast aluminum finial.
 Toolless access to the lamp and inner components provided through a quarter turn spring loaded twist-lock system.
 All cast aluminum pieces are #356 alloy, free of any porosity or foreign material. The minimum wall thickness of all castings is 0.188"-4.7mm.
 All hardware is stainless steel.

① E.P.A.: 1.25 sq.ft.
 Weight: 29 lbs - 13.2 kg

Optical system

Refractor The optical system consists of a prismatic acrylic (AC) or polycarbonate (PC) lens with light control optics non-cut off (NC) semi-cut off (SC) allowing a type III (3) or V (5) light distribution, according to the Illuminating Engineering Society's standards.

Photometric file: _____ Jes

Electrical components

Lamp High intensity discharge coated lamp (supplied by others).
 Sources and wattages available are HP high pressure sodium 70 100 150 250 watts
 MH metal halide 70 100 150 175 250 watts

Socket Heat resistant 4kv pulse rated porcelain socket, for medium (D) or mogul (G) base lamps.

Ballast High power factor constant wattage auto-transformer (CWA) featuring a -34°C (-30°F) lamp starting capacity and a power factor exceeding 90%. The ballast and its components are mounted on a tray removable by means of key holes. Quick disconnecting devices ease the maintenance of this unit. All electrical components are factory pre-wired. Line voltages available are 120 208 240 277 480 volts.

Finish All metallic parts are pre-treated using an environmentally friendly organic phosphating technology (PLAFORIZATION) before a polyester powder coating is electrostatically applied. The finish is of 100 microns minimal thickness and meets the ASTM B117 regulation related to salt spray and the ASTM D2247 regulation related to the resistance of the finishes exposed to a 100% relative humidity.

Color BK Black GN Green BE Dark Bronze AG Platinum WH White

Options (HSS) House side shield (PER) Twist-lock photocell receptacle (PEB) Photoelectric button eye

Ameron reserves the right to modify the elements on this technical data sheet without prior notice

PROJECT #: _____ NAME: CITY OF INDEPENDENCE, CA STATUS: FOR APPROVAL FOR INFORMATION

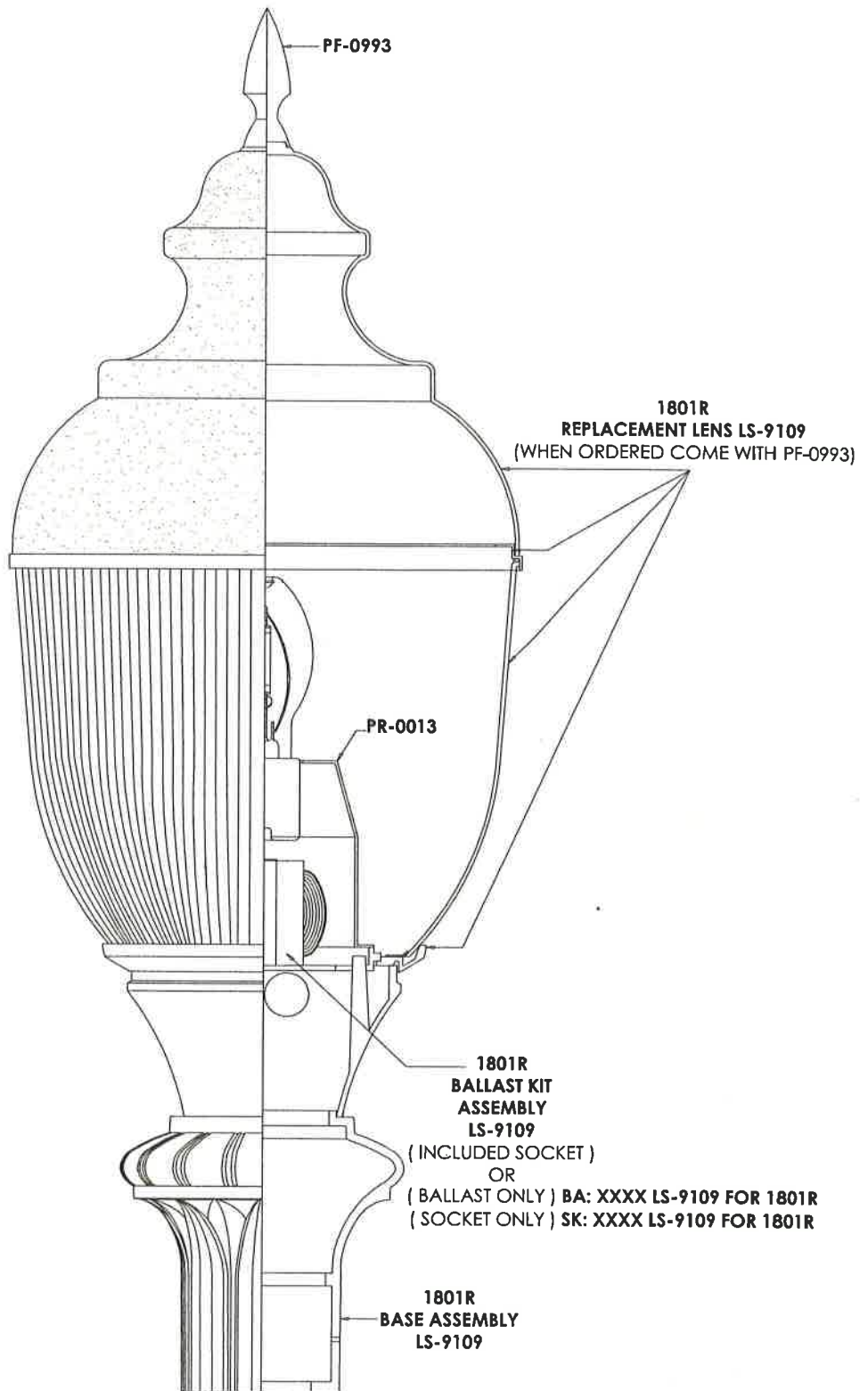
AMERON INTERNATIONAL
 POLE PRODUCTS DIVISION
 1020-B STREET
 FILLMORE, CA 93015
 PHONE: 805.524.0223 FAX: 805.524.1537

www.ameronpoles.com

CAT.#:	<input checked="" type="checkbox"/> AC	<input checked="" type="checkbox"/> SC	<input checked="" type="checkbox"/> 3	<input checked="" type="checkbox"/> HP	<input checked="" type="checkbox"/> 70	<input checked="" type="checkbox"/> G	<input type="checkbox"/> 120	<input type="checkbox"/> GN	<input type="checkbox"/>
1801R:	LENS	OPTICS	DIST.TYPE	SOURCE	WATTAGE	SOCKET	VOLTAGE	COLOR	OPTION
DRAWN BY:	IM		QTY:	31		TYPE: DI & DIR			
LAST REVISED:	30-04-04		SCALE:	1:13		COLOR: DARK GREEN			



1801R



Lumca reserves the right to modify the elements on this technical data sheet without prior notice

PROJECT #: LS-9109	NAME: CITY OF INDEPENDENCE, CA	STATUS <input type="checkbox"/> FOR APPROVAL <input checked="" type="checkbox"/> FOR INFORMATION
-----------------------	-----------------------------------	---

LUMCA INC 2645-A WATT QUÉBEC QUÉBEC - CANADA - G1P-3T2 TEL : 418-650-1693 FAX : 418-650-1896 www.lumca.com		CAT. # REPLACEMENT PARTS CODE DETAILS FOR 1801R FIXTURE		6016-LS LS-9109
		DRAWN BY: YB QTY: TYPE:		
		CHECKED BY: SCALE: N/A COLOUR: Dark green PT321G532		
LAST REVISED: 20/01/10				