

Counties of Inyo and Mono Agriculture Department

1997 Annual Crop and Livestock Report



Photo by Brenda Lacey
Lacey Ranch, Independence, CA



Counties of Inyo-Mono



GEORGE L. MILOVICH
AGRICULTURAL COMMISSIONER
DIRECTOR OF WEIGHTS AND MEASURES

207 W. SOUTH ST. • BISHOP, CA 93514 • TELEPHONE (760) 873-7860

May 18, 1998

TO: Ann Veneman, Secretary
California Department of Food and Agriculture

And the Honorable

Inyo County Board of Supervisors - Mono County Board of Supervisors

Linda Arcularius, Chairperson
Julie Bear
Michael A. Dorame
Carroll "Butch" Hambleton
Robert Michener

Paul B. Rowan, Chairman
Tom Farnetti
Edward J. Inwood
Andrea Lawrence
Joann Ronci

It is with pleasure that I submit the 1997 Inyo/Mono Counties' Agricultural Crop and Livestock Report.

The values expressed in this report are gross values only and do not represent net income to growers and ranchers.

The combined total of agricultural production for Inyo/Mono Counties for 1997 was \$30,725,622. This represents an 18% gain from last year.

For every \$1.00's worth in agricultural production, there is a \$3.00 value to our economy.

Inclement weather in other parts of California have not been detrimental to our region and the increase in precipitation benefited our single leading product, beef cattle, which was showing a rebound from recent years of a down market.

Alfalfa, carrots and garlic all have fared well with good yields and stable prices.

I wish to thank all growers, ranchers and agencies who provided data and to Robin Conklin for editing and publishing this report.

Sincerely,

A handwritten signature in black ink, appearing to read "George L. Milovich".

George L. Milovich
Agricultural Commissioner

GLM/rlc
Encls.

COUNTY OF INYO

LIVESTOCK

ITEM	YEAR	HEAD	LIVEWEIGHT	UNIT	PRICE PER UNIT	TOTAL
CATTLE & CALVES						
Calves/Steers	1997	5,300	29,150	Cwt.	\$89.00	\$2,594,350
	1996	5,100	26,775	Cwt.	\$65.00	\$1,740,375
Heifers	1997	4,500	22,500	Cwt.	\$84.00	\$1,890,000
	1996	4,335	21,675	Cwt.	\$60.00	\$1,300,500
Cows	1997	1,400	14,000	Cwt.	\$50.00	\$ 700,000
	1996	1,200	12,000	Cwt.	\$40.00	\$ 480,000
Bulls	1997	180	2,430	Cwt.	\$52.00	\$ 126,360
	1996	166	2,241	Cwt.	\$42.00	\$ 94,122
Stockers (gain)	1997	4,000	-	Cwt.	\$70.00	\$ 840,000
	1996	4,000	-	Cwt.	\$58.00	\$ 696,000
SHEEP & LAMBS	1997	3,000	2,700	Cwt.	\$89.00	\$ 240,300
	1996	3,000	2,700	Cwt.	\$92.00	\$ 248,400

TOTAL LIVESTOCK	1997	\$6,391,010
	1996	\$4,559,397

LIVESTOCK PRODUCTS

ITEM	YEAR	PRODUCTION	UNIT	PRICE PER UNIT	TOTAL
Wool	1997	243	Cwt.	\$ 65.00	\$ 15,795
	1996	243	Cwt.	\$ 72.00	\$ 17,496

TOTAL LIVESTOCK PRODUCTS	1997	\$ 15,795
	1996	\$ 17,496

LIVESTOCK INVENTORY

FOR PERIOD OF
JANUARY 1, 1997 - JANUARY 1, 1998

Cattle & Calves	13,000
Cows & Heifers that have calved	10,600
Sheep & Lambs	3,000

County of Inyo (continued)

FIELD CROPS

ITEM	YEAR	HARVESTED ACREAGE	YIELD PER ACRE	TOTAL YIELD	UNIT	PRICE PER UNIT	TOTAL
Alfalfa	1997	3,500	6.25	21,875	Ton	\$115.00	\$2,515,625
Hay	1996	3,480	6.00	20,880	Ton	\$110.00	\$2,296,800
Miscellaneous	1997	800	3.25	2,600	Ton	\$105.00	\$ 273,000
Hay	1996	800	3.00	2,400	Ton	\$103.00	\$ 247,200
Irrigated	1997	16,000	-	-	Acre	\$ 20.00	\$ 320,000
Pasture	1996	16,000	-	-	Acre	\$ 14.00	\$ 224,000
Dry Grazing	1997	230,000	-	-	Acre	\$ 1.00	\$ 230,000
	1996	230,000	-	-	Acre	\$.50	\$ 115,000
TOTAL FIELD CROPS						1997	\$3,338,625
						1996	\$2,883,000

MISCELLANEOUS CROP PRODUCTION

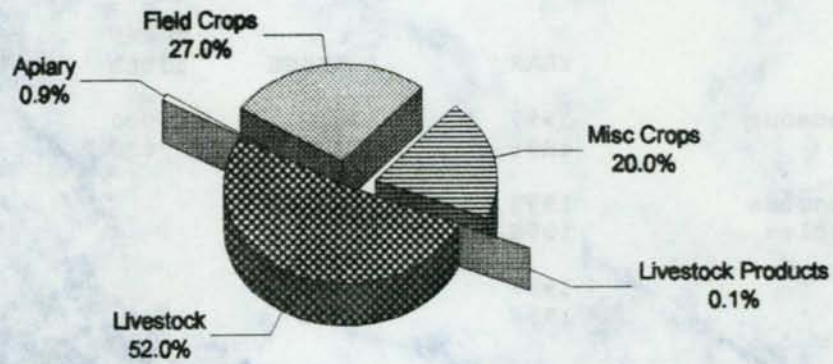
ITEM	YEAR	ACREAGE	TOTAL YIELD	PRICE PER UNIT	TOTAL	
Miscellaneous	1997	10	1,000	\$ 3.50	\$ 35,000	
Fruit	1996	20	800	\$200.00	\$ 160,000	
Miscellaneous	1997	20	-	-	\$ 66,000	
Vegetables	1996	25	-	-	\$ 83,000	
Turf	1997	280	-	-	\$2,340,800	
	1996	400	-	-	\$3,484,800	
TOTAL MISCELLANEOUS CROP PRODUCTION					1997	\$2,441,800
					1996	\$3,727,800

APIARY

ITEM	YEAR	PRODUCTION	UNIT	PRICE PER UNIT	TOTAL	
Honey	1997	125,000	Lbs.	\$.90	\$ 112,500	
	1996	95,000	Lbs.	\$.60	\$ 57,000	
TOTAL APIARY					1997	\$112,500
					1996	\$ 57,000

COUNTY OF INYO


1997 AGRICULTURAL VALUES





INYO COUNTY TOTALS

	1996 =====	1997 =====
Livestock	\$ 4,559,397	\$ 6,391,010
Livestock Products	17,496	15,795
Field Crops	2,883,000	3,338,625
Miscellaneous Crop Production	3,727,800	2,441,800
Apiary	57,000	112,500
	=====	=====
TOTALS	\$11,244,693	\$12,299,730



COUNTY OF MONO

LIVESTOCK

ITEM	YEAR	NUMBER HEAD	LIVEWEIGHT	UNIT	PRICE PER UNIT	TOTAL
CATTLE & CALVES						
Calves/Steers	1997	5,800	31,900	Cwt.	\$89.00	\$2,839,100
	1996	5,375	28,219	Cwt.	\$65.00	\$1,834,235
Heifers	1997	4,930	24,650	Cwt.	\$84.00	\$2,070,600
	1996	4,565	22,825	Cwt.	\$60.00	\$1,141,250
Cows	1997	1,450	14,500	Cwt.	\$50.00	\$ 725,000
	1996	1,265	12,650	Cwt.	\$40.00	\$ 506,000
Bulls	1997	186	2,511	Cwt.	\$52.00	\$ 130,572
	1996	173	2,336	Cwt.	\$42.00	\$ 98,112
Stockers (gain)	1997	6,000	-	Cwt.	\$70.00	\$1,260,000
	1996	5,500	-	Cwt.	\$58.00	\$ 957,000
SHEEP & LAMBS	1997	18,000	16,200	Cwt.	\$89.00	\$1,441,800
	1996	18,000	16,200	Cwt.	\$92.00	\$1,490,400
TOTAL LIVESTOCK				1997	\$8,467,072	
				1996	\$6,026,997	

LIVESTOCK PRODUCTS

ITEM	YEAR	PRODUCTION	UNIT	PRICE PER UNIT	TOTAL
Wool	1997	1,500	Cwt.	\$ 65.00	\$ 97,500
	1996	1,450	Cwt.	\$ 72.00	\$ 105,120
TOTAL LIVESTOCK PRODUCTS				1997	\$ 97,500
				1996	\$105,120

LIVESTOCK INVENTORY

FOR PERIOD OF
January 1, 1997 - January 1, 1998

Cattle & Calves	14,000
Cows & Heifers that have calved	11,500
Sheep & Lambs	4,000

FIELD CROPS

ITEM	YEAR	HARVESTED ACREAGE	YIELD PER ACRE	TOTAL YIELD	UNIT	PRICE PER UNIT	TOTAL
Alfalfa	1997	6,700	6.00	40,200	Ton	\$115.00	\$4,623,000
Hay	1996	6,500	6.00	39,000	Ton	\$110.00	\$4,290,000
Miscellaneous	1997	1,600	3.00	4,800	Ton	\$105.00	\$ 504,000
Hay	1996	1,400	3.00	4,200	Ton	\$103.00	\$ 432,600
Irrigated	1997	52,000	-	-	Acre	\$ 20.00	\$1,040,000
Pasture	1996	52,000	-	-	Acre	\$ 14.00	\$ 728,000
Dry Grazing	1997	82,000	-	-	Acre	\$ 1.00	\$ 82,000
	1996	82,000	-	-	Acre	\$.50	\$ 41,000
				1997		\$6,249,000	
TOTAL FIELD CROPS							
				1996		\$5,491,600	

ROW CROP PRODUCTION

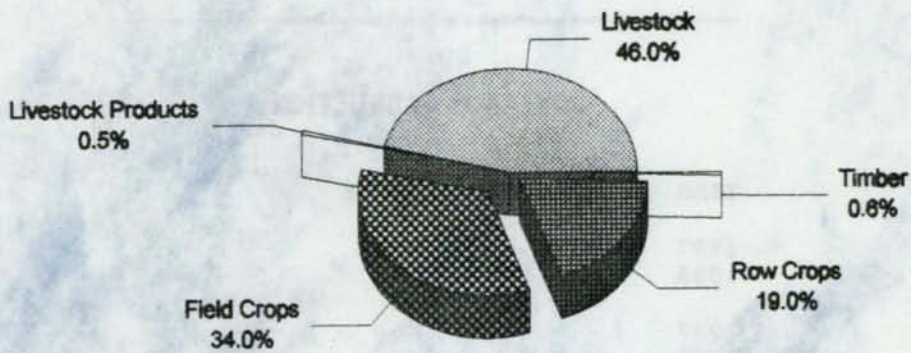
ITEM	YEAR	ACREAGE	TOTAL
Seed Crop	1997	425	\$1,453,500
	1996	451	\$1,200,000
Carrots	1997	650	\$2,047,500
	1996	400	\$ 950,000
		1997	\$3,501,000
TOTAL ROW CROP PRODUCTION			
		1996	\$2,150,000

TIMBER

ITEM	YEAR	TOTAL
Timber/Firewood	1997	\$ 111,320
	1996	\$ 74,033
	1997	\$ 111,320
TOTAL TIMBER		
	1996	\$ 74,033

COUNTY OF MONO

1997 AGRICULTURAL VALUES




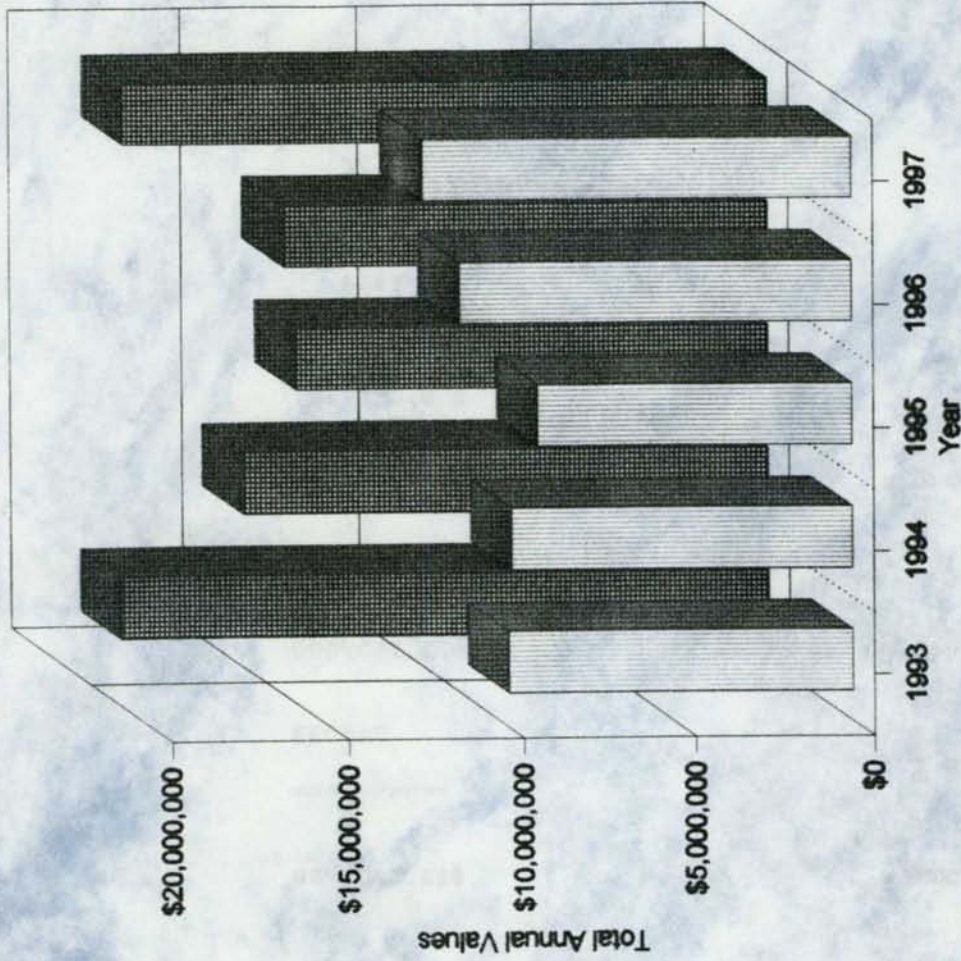


MONO COUNTY TOTALS

	1996 =====	1997 =====
Livestock	\$ 6,026,997	\$ 8,467,072
Livestock Products	105,120	97,500
Field Crops	5,491,600	6,249,000
Row Crop Production	2,150,000	3,501,000
Timber	74,033	111,320
	=====	=====
TOTALS	\$13,847,750	\$18,425,892



COMPARISON SUMMARY



Inyo/Mono Counties
Agricultural Values
1993-1997

COMPARISON SUMMARY

1993-1997

	1993 ====	1994 ====	1995 ====	1996 ====	1997 ====
INYO COUNTY TOTALS	\$ 9,847,825	\$ 9,767,394	\$ 8,987,856	\$11,244,693	\$12,299,730
MONO COUNTY TOTALS	\$18,536,985	\$14,997,622	\$13,496,268	\$13,847,750	\$18,425,892
COMBINED TOTALS	\$28,384,810	\$24,765,016	\$22,484,124	\$25,092,443	\$30,725,622

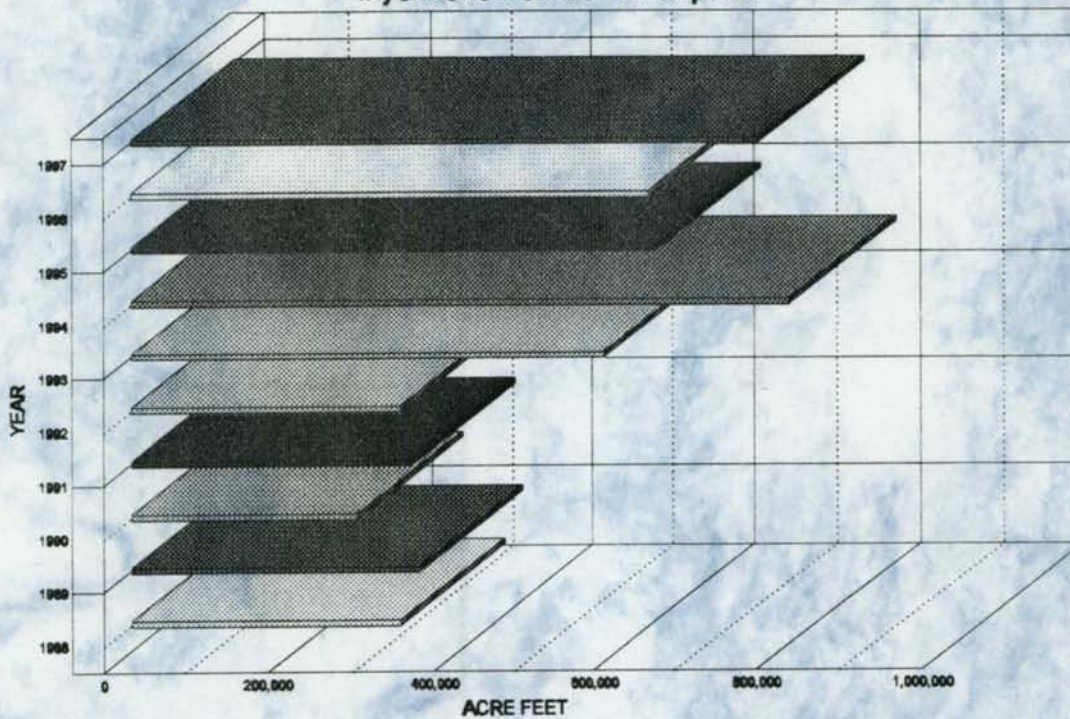
**MONO BASIN/OWENS VALLEY
APRIL - MARCH SNOWPACK RUNOFF
1993 THROUGH 1997**

YEAR	TOTAL ACRE FEET	% OF NORMAL
1993	578,273	109 %
1994	805,800	152%
1995	643,100	121%
1996	634,400	123%
1997	768,600	149%

Normal/100% snowpack equals 516,000 acre feet¹

TEN YEAR REVIEW

Inyo/Mono Counties Snowpack



¹1996 begins new 50 year cycle for runoff averages

ANNUAL SUSTAINABLE AGRICULTURE REPORTING



PEST ERADICATION

PEST	AGENT/MECHANISM	SCOPE OF PROGRAM
Dalmatian Toadflax	Mechanical (hand pulling)	2 sites
Yellow Star Thistle	Mechanical (hand pulling)	1 site
Perennial Pepperweed	Mechanical (hand pulling)	5 sites



PEST EXCLUSION

IMPORTED PLANT MATERIAL

Exotic and/or target pests	Incoming plant material via UPS, air, truck, mail	3,435 shipments inspected
----------------------------	---	---------------------------

EXPORTED PLANT MATERIAL

4 Federal Phytosanitary Certificates issued for international shipments



ORGANIC FARMING STATISTICS

One organic farm registered in 1997



EASTERN SIERRA CERTIFIED FARMERS MARKET

21 growers participated in the 9 market days for 1997

Commodities sold included melons, tree fruit, row crops, herbs and honey