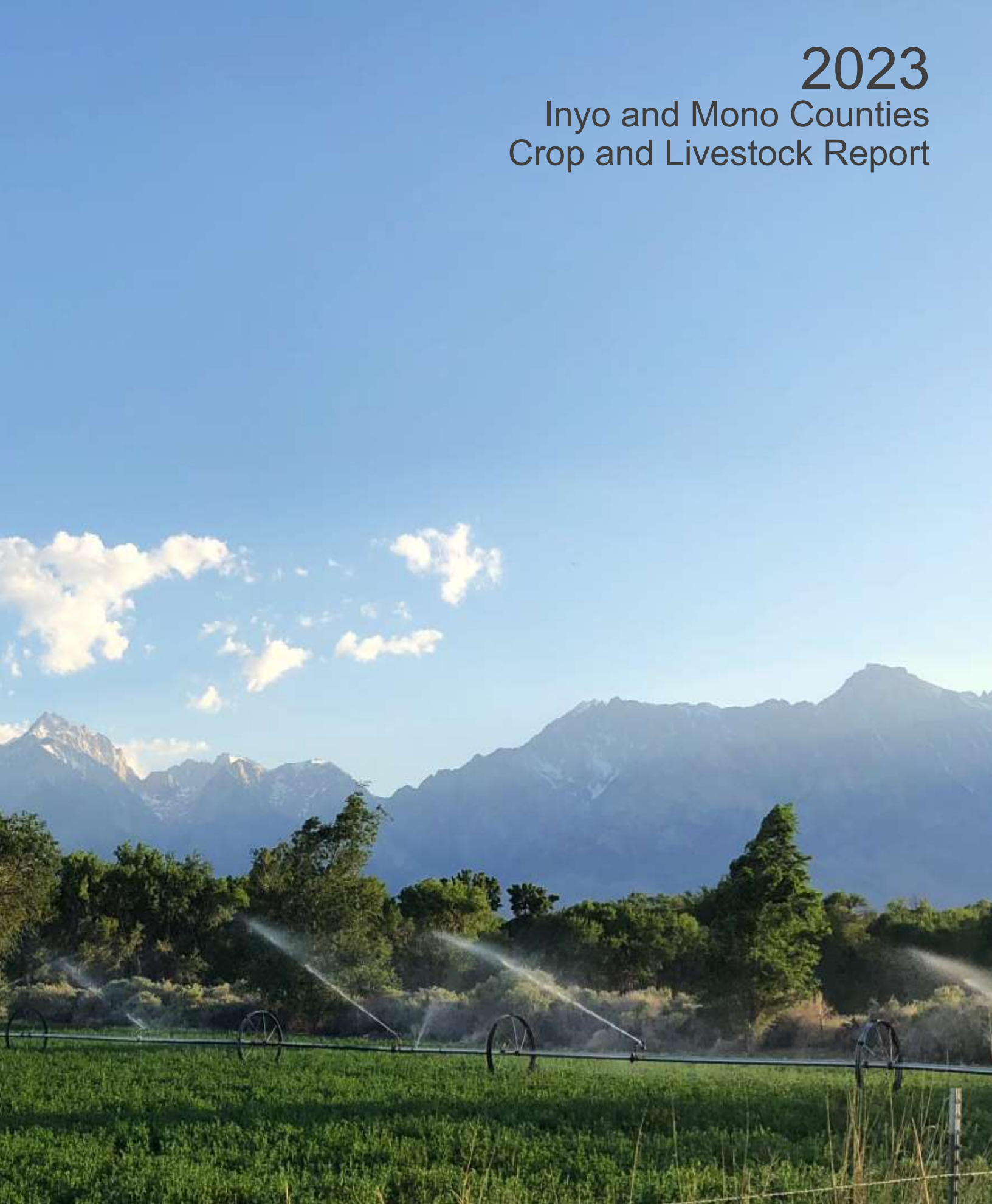


2023

Inyo and Mono Counties Crop and Livestock Report



Counties of Inyo and Mono Agricultural Commissioner's Office
1360 N Main Street, Bishop, CA 93514

Counties of Inyo and Mono Agricultural Commissioner's Office 2023 Crop and Livestock Report

CONTENTS

- 1 Letter from the Commissioner
- 2 **Functions of the Agricultural Commissioner's Office**
- Agricultural Statistics—Inyo County
- 4 General Information
- 5 Livestock and Livestock Products, Field Crops
- 6 Nursery, Apiary, Fruit & Nut, Vegetable Production
- 7 Inyo County Totals
- Agricultural Statistics—Mono County
- 8 General Information
- 9 Livestock and Livestock Products, Field Crops
- 10 Forestry, Fruit & Nut, Nursery Production
- 11 Mono County Totals
- Combined Statistics—Inyo and Mono Counties
- 12 Five Year Comparison, Sierra Nevada Runoff Chart
- Department Programs
- 14 Direct Marketing/Sustainable Agriculture/Outreach Program
- 15 Weights and Measures Enforcement
- 15 Owens Valley Mosquito Abatement
- 16 In Memory of David Miller
- 17 CACASA History

DEPARTMENT STAFF

Agricultural Commissioner/Director of Weights & Measures

Nathan Reade

Supervising Agricultural Biologist

Carl Olsen

Ag/Weights & Measures/Cannabis Inspector

David Miller

Office Technician

Janice Jackson

Lead Field Technician

Robert Miller

Field Technician

Gabriel Mesquitez

Field Assistants

Gene Dondero

William French

Roger Tucker

Robert Van Velzer





COUNTIES OF INYO AND MONO



AGRICULTURE • WEIGHTS & MEASURES • OWENS VALLEY MOSQUITO ABATEMENT PROGRAM • EASTERN SIERRA WEED MANAGEMENT AREA
MAMMOTH LAKES MOSQUITO ABATEMENT DISTRICT • INYO COUNTY COMMERCIAL CANNABIS PERMIT OFFICE

Karen Ross, *Secretary*
California Department of Food and Agriculture

Julie Henderson, *Director*
California Department of Pesticide Regulation

The Honorable Board of Supervisors,
County of Inyo

Matt Kingsley, *Chair*

The Honorable Board of Supervisors,
County of Mono

John Peters, *Chair*

Trina Orrill

Scott Marcellin

Jennifer Kreitz

Bob Gardner

Jennifer Roeser

Jeff Griffiths

Linda Salcido

Rhonda Duggan

I am pleased to present the 2023 Inyo and Mono Counties' Annual Crop and Livestock Report. This report is prepared pursuant to California Food and Agriculture Code 2279, and is a statistical compilation of agriculture production in Inyo and Mono Counties. These values reflect gross agricultural production within the two counties, and do not represent net profit or loss.

The gross combined agricultural production values for Inyo and Mono Counties in 2023 totaled \$61,101,000, representing a decrease of 5.8% from 2022 production values. Increases in pricing for production inputs such as fuel and fertilizer continued to weight on production. Decreases in pricing, particularly in the field crop categories, further strained our local producers.

Although alfalfa and other hay production was up in both counties, very significant decreases in pricing led to a year-over-year decrease in production value. Responses that we received from industry on grain hay varied quite a bit. Rangeland production remained static which is expected since much of the rangeland is federal leases, but pasture production did increase due to high runoff and water-spreading activities.

Cattle production decreased fairly significantly in both counties as reported, but pricing was up, helping this segment post growth over 2022. It is important to note that this increase does not indicate a commensurate increase in profits. Sheep pricing followed a similar path, with lower production and higher pricing showing so increase in production value over 2022. All other commodities saw an increase due primarily to higher pricing, with the exception of apiary which was flat year-over-year, and timber products which declined 37%.

I would like to thank our local producers for their help in providing data for this report. Without their voluntary input and contributions this report would be much less accurate.

Sincerely,

Nathan D. Reade
Agricultural Commissioner



Counties of Inyo and Mono **Agricultural Commissioner's Office**

The mission of the Inyo and Mono Counties Agricultural Commissioner's Office is to promote and protect the agricultural industry of the counties, protect the environment, and to ensure the health and safety of all of its citizens. The department is also responsible for fostering confidence and equity in the marketplace. The following are the main program areas:

Human Safety and Environmental Protection

The County Agricultural Commissioner's Office protects the health and safety of all Inyo/Mono residents, its agricultural industries and its environment with a series of comprehensive regulatory programs designed to prevent the introduction of exotic pests and to ensure the safe use of pesticides. The five programs that exist to achieve these goals include:

- Pest Exclusion
- Pest Detection
- Pest Eradication
- Pest Management
- Pesticide Enforcement

Consumer Protection and Product Quality

Product quality programs are designed to ensure the production and sales of quality eggs, honey, fruits, vegetables, and nursery and seed products. Quality standards that these programs ensure include maturity, grade, size, and weight. Packaging and labeling are also examined to ensure consumer expectations are met. The six programs include:

- Fruit and Vegetable Quality Control
- Organic Food Production
- Egg Quality Control
- **Certified Farmers' Markets**
- Nursery Inspection
- Seed Inspection

Special Agricultural Services

The Agriculture Department also provides other mandated services, including:

- Apiary Inspection
- Crop Statistics
- Sustainable Agriculture

Administrative and Education Outreach

Staff participate in a wide range of special projects intended to benefit Inyo/Mono citizens such as the legislative process, public information, education outreach efforts, as well as joint multi-agency and inter-county cooperative activities. Continuing education efforts sponsored by the Agriculture Department for pesticide safety help to ensure that local license-holders maintain adequate training.



Invasive Plant Management

This division of the Agricultural Commissioner's office consists of 15 federal, state, county, and local agencies and entities. The Eastern Sierra Weed Management Area is dedicated to the eradication and control of invasive plant species in Inyo and Mono Counties through the cooperation and coordination of participating entities. The Eastern Sierra Weed Management Area participates in public outreach and education activities to ensure that people understand the threat of non-native weeds on our environment and agriculture industry.

Weights and Measures

A gallon of gasoline, a cord of firewood, a loaf of bread, or a pound of fruits or vegetables...any item purchased is sold by weight, measure, or count. We protect the public from purchasing goods that are short weight or measure, and we protect businesses from giving their products and profits away when they use devices that could be inaccurate. We also verify that prices are scanned correctly at the counter, petroleum products meet quality standards, and weighmasters provide their customers accurate weighing devices. The eight programs in this category include:

- Weight Verification
- Measurement Verification
- Petroleum
- Transaction Verification
- Electronic Meters
- Compressed Gas Meters
- Weighmaster
- Device Repairmen Regulation

See page 15 for more information on this division.

Mosquito Abatement

The purpose of this program is to provide the public with a consistent level of mosquito control that reduces the threat of disease transmission and the spread of large nuisance populations of mosquitoes. The Inyo/Mono Counties Agricultural Commissioner's Office administers the Owens Valley Mosquito Abatement Program and the Mammoth Lakes Mosquito Abatement District. See page 16 for more information on this division.

Inyo County Commercial Cannabis Permitting Office

This division of our office coordinates the Commercial Cannabis Business License issuance, renewal, and oversight activities in Inyo County. Licensed activities include retail, manufacturing, distribution, testing, and cultivation. This office coordinates with the state of California Department of Cannabis Control to regulate Inyo County cannabis businesses.



2023

Inyo County Crop and Livestock Statistics

Inyo County General Information

County Seat:	Independence	<u>Average Climate</u>		
County Population:	19,016 (2020 census)		Summer High	Winter Low
Land Area:	10,180 sq. miles	Bishop:	98°	22°
Population Density:	1.87 persons per sq. mile	Death Valley:	115°	37°
Highest Elevation:	14,505 ft. (Mount Whitney)			
Lowest Elevation:	-282 ft. (Badwater, D.V.N.P.)			

Unincorporated Areas

Big Pine	Olancha
Cartago	Pearsonville
Independence	Shoshone
Lone Pine	

Land Ownership

Federal:	92.0%
City of Los Angeles:	3.9%
State of California:	2.4%
Private:	1.7%

Incorporated Cities

Bishop



LIVESTOCK & LIVESTOCK PRODUCTS

	Year	Unit	Production	Value per Unit	Total	
Cattle & Calves	2023	Head	7,160	\$1,634	\$11,700,000	↑ 14%
	2022		7,860	\$1,307	\$10,287,000	
Sheep & Lambs*	2023	Head	3,900	\$253	\$987,000	↑ 13%
	2022		4,050	\$216	\$875,000	
Eggs	2023	Dozen	2,480	\$6.15	\$15,300	↓ 8%
	2022		2,300	\$7.25	\$16,700	
Wool	2023	Lbs	28,300	\$1.77	\$50,100	↑ 8%
	2022		29,380	\$1.58	\$46,400	
Miscellaneous**	2023				\$112,000	↑ 4%
	2022				\$108,000	
				2023	\$12,864,000	↑ 14%
Total Value				2022	\$11,333,000	

* Includes feeder lamb gain.

**Includes beef stocker gain, goats, hogs, and poultry.

FIELD CROPS

	Year	Unit	Production	Value per Unit	Total	
Alfalfa Hay	2023	Ton	11,100	\$252	\$2,802,000	↓ 23%
	2022		9,760	\$371	\$3,629,000	
Pasture, Irrigated	2023	Acre	15,500	\$68	\$1,044,000	↑ 17%
	2022		13,500	\$66	\$891,000	
Pasture, Rangeland	2022	Acre	1,150,000	\$1.13	\$1,300,000	↑ 2%
	2021		1,150,000	\$1.11	\$1,279,000	
Miscellaneous*	2023	Acre	977	\$206	\$850,000	↓ 18%
	2022		464	\$338	\$904,000	
				2023	\$5,996,000	↓ 11%
Total Value				2022	\$6,703,000	

*Includes grain hay, sudangrass, and other hay

NURSERY PRODUCTS

	Year	Unit	Production	Value per Unit	Total	
Nursery Stock*	2023	Acre	221	-	\$4,560,000	↑ 3%
	2022		221	-	\$4,434,000	
			Total Value	2023	\$4,560,000	↑ 3%
				2022	\$4,434,000	

*Includes palms, turf, and miscellaneous plants.

FRUIT AND NUT CROPS

	Year	Unit	Production	Value per Unit	Total	
Miscellaneous*	2023	Acres	32	-	\$509,000	↑ 19%
	2022		32	-	\$426,000	
			Total Value	2023	\$509,000	↑ 19%
				2022	\$426,000	

* Includes apples, apricots, blackberries, cherries, dates, figs, grapes (table), nectarines, peaches, pears, pecans, persimmons, plums, pomegranates, raspberries, and walnuts.

APIARY PRODUCTS

	Year	Unit	Production	Value per Unit	Total	
Honey	2023	Lb	50,000	\$4.38	\$219,000	0%
	2022		49,100	\$4.46	\$219,000	
Miscellaneous*	2023	-	-	-	\$4,700	↓ 6%
	2022		-	-	\$5,000	
			Total Value	2023	\$224,000	0%
				2022	\$224,000	

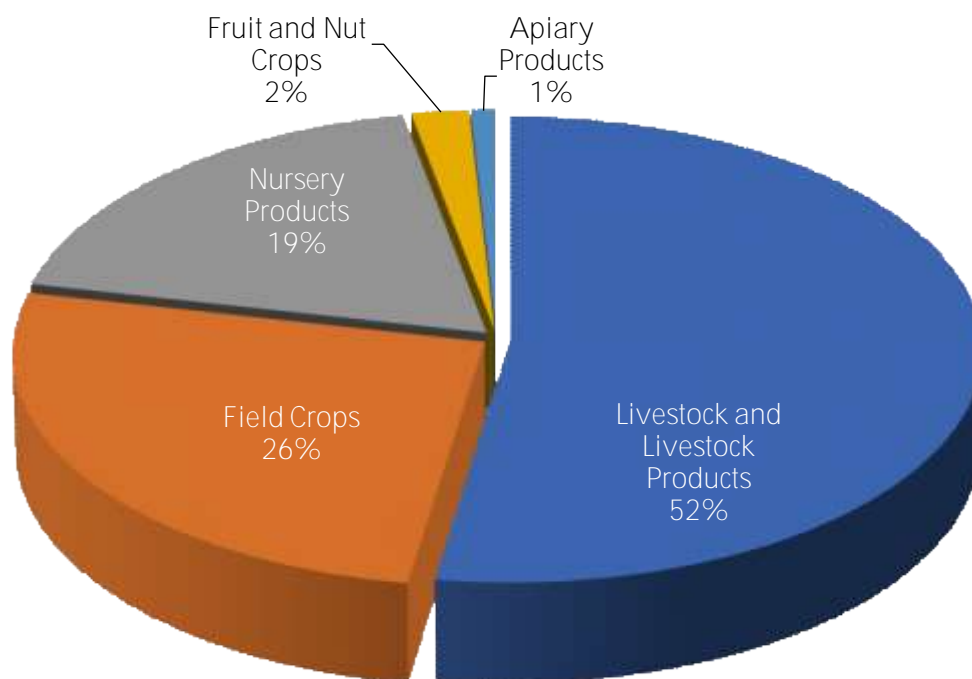
* Includes beeswax and pollen.



INYO COUNTY TOTALS

	Year	Total	
Livestock & Livestock Products	2023	\$12,864,000	↑ 14%
	2022	\$11,333,000	
Field Crops	2023	\$5,996,000	↓ 11%
	2022	\$6,703,000	
Nursery Products	2023	\$4,560,000	↑ 3%
	2022	\$4,434,000	
Fruit and Nut Crops	2023	\$509,000	↑ 10%
	2022	\$426,000	
Apiary Products	2023	\$224,000	0%
	2022	\$224,000	
Total Value	2023	\$24,513,000	↑ 6%
	2022	\$23,115,000	

INYO COUNTY AGRICULTURAL PRODUCTION BY CATEGORY



2023

Mono County Crop and Livestock Statistics



Mono County General Information

County Seat: Bridgeport
County Population: 13,195 (2020 census)
Land Area: 3,049 sq. miles
Population Density: 4.33 persons per sq. mile
Highest Elevation: 14,252 ft. (White Mountain)

Average Climate

	Summer High	Winter Low
Bridgeport:	81°	8°
Hammil Valley:	98°	22°

Unincorporated Areas

Benton	June Lake
Bridgeport	Lee Vining
Chalfant Valley	Topaz
Coleville	Tom's Place
Hammil Valley	Walker

Land Ownership

Federal:	84.7%
City of Los Angeles:	3.2%
State of California:	3.6%
Private:	6.5%

Incorporated Cities

Mammoth Lakes



Livestock & Livestock Products

	Year	Unit	Production	Value per Unit	Total	
Cattle & Calves	2023	Head	8,090	\$1,634	\$13,218,000	↑ 14%
	2022		8,800	\$1,307	\$11,604,000	
Sheep & Lambs*	2023	Head	15,150	\$253	\$3,833,000	↑ 11%
	2022		15,950	\$216	\$3,445,000	
Wool	2023	Lbs	62,660	\$1.77	\$102,000	↑ 2%
	2022		62,660	\$1.58	\$100,000	
Miscellaneous**	2023				\$1,813,000	↑ 15%
	2022				\$1,583,000	
			Total Value	2023	\$18,966,000	↑ 13%
				2022	\$16,732,000	

*Includes feeder lamb gain.

**Includes beef stocker gain, goats, hogs, and poultry.

Field Crops

	Year	Unit	Production	Value per Unit	Total	
Alfalfa Hay	2023	Ton	59,000	\$231	\$13,630,000	↓ 34%
	2022		58,900	\$353	\$20,793,000	
Pasture, Irrigated	2023	Acre	22,000	\$76	\$1,524,000	↑ 5%
	2022		19,600	\$74	\$1,450,000	
Pasture, Rangeland	2023	Acre	1,078,000	\$1.46	\$1,572,000	↑ 2%
	2022		1,078,000	\$1.43	\$1,542,000	
Miscellaneous*	2023	Acre	1,800	-	\$807,000	↓ 31%
	2022		1,460	-	\$1,169,000	
			Total Value	2023	\$17,533,000	↓ 30%
				2022	\$24,954,000	

*Includes garlic, grain hay, sudangrass, and other hay

Forest Products

	Year	Total	
Timber and Firewood	2023	\$8,500	↓ 37%
	2022	\$13,500	
Total Value		2022 \$8,500	↓ 37%
		2021 \$13,500	

Fruit & Nut Crops

	Year	Unit	Production	Value per Unit	Total	
Miscellaneous*	2023	Acres	17	-	\$57,000	↑ 19%
	2022		17	-	\$48,100	
Total Value			2023	\$57,000	↑ 19%	
			2022	\$48,100		

* Includes grapes (wine), pome fruit, and stone fruit.

Nursery Products

	Year	Unit	Production	Value per Unit	Total	
Nursery Stock*	2023	Acre	1	-	\$23,100	↑ 4%
	2022		1	-	\$22,100	
Total Value			2023	\$23,100	↑ 4%	
			2022	\$22,100		

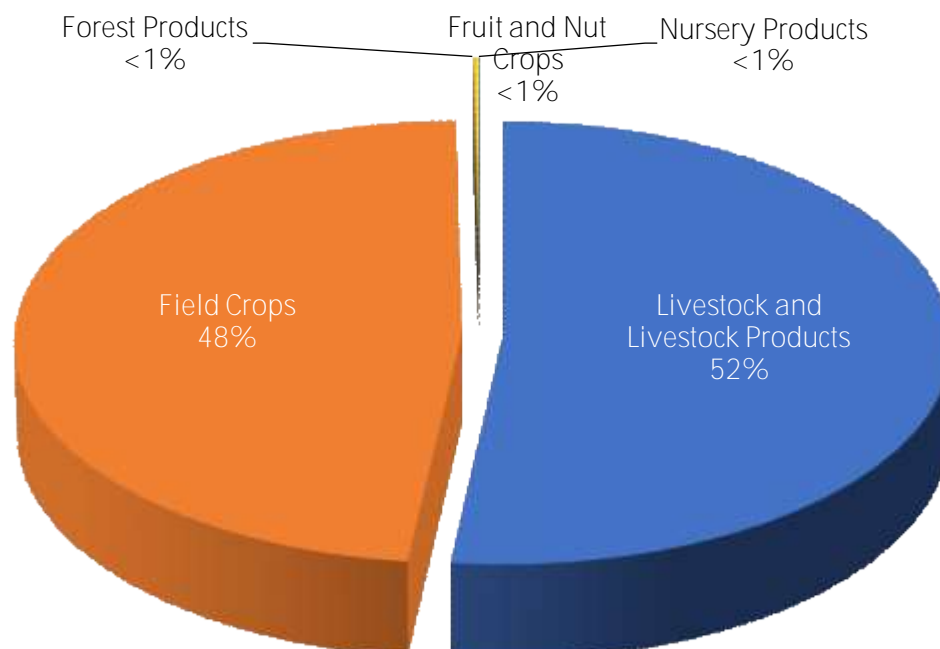
* Includes various ornamental plants



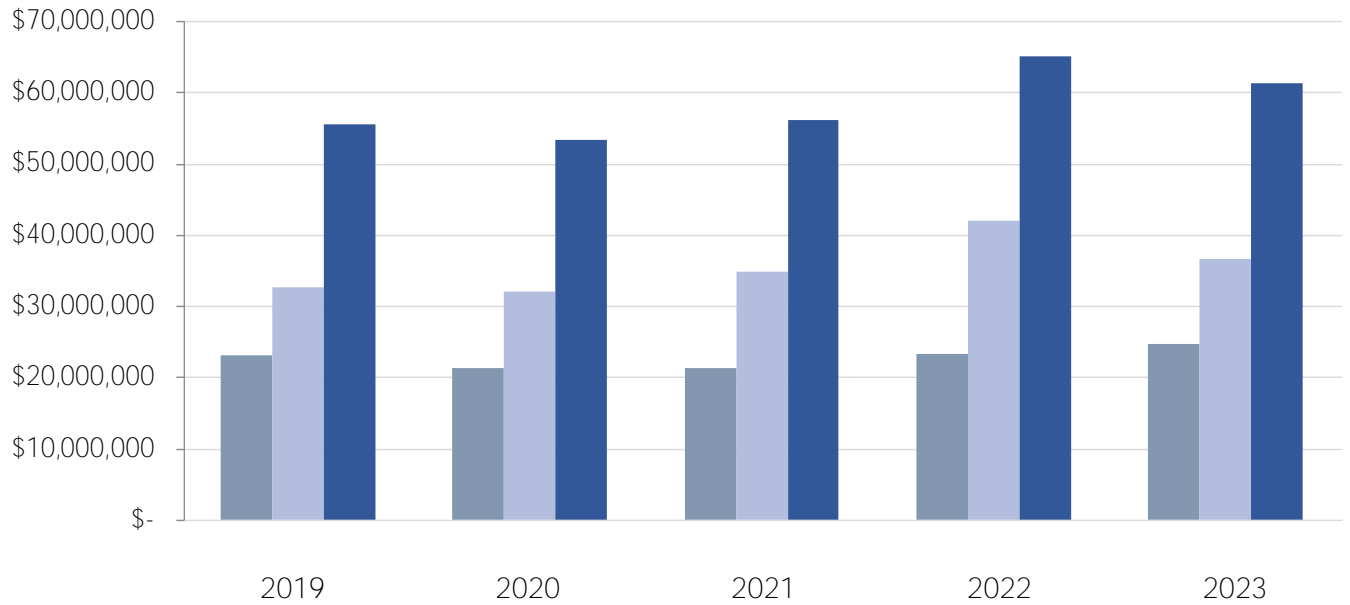
Mono County Totals

	Year	Total	
Livestock & Livestock Products	2023	\$18,966,000	↑ 13%
	2022	\$16,732,000	
Field Crops	2023	\$17,533,000	↓ 30%
	2022	\$24,954,000	
Forest Products	2023	\$8,500	↓ 37%
	2022	\$13,500	
Fruit & Nut Crops	2023	\$57,000	↑ 19%
	2022	\$48,100	
Nursery Products	2023	\$23,100	↑ 4%
	2022	\$22,100	
Total Value	2023	\$36,588,000	↓ 12%
	2022	\$41,770,000	

MONO COUNTY AGRICULTURAL PRODUCTION BY CATEGORY

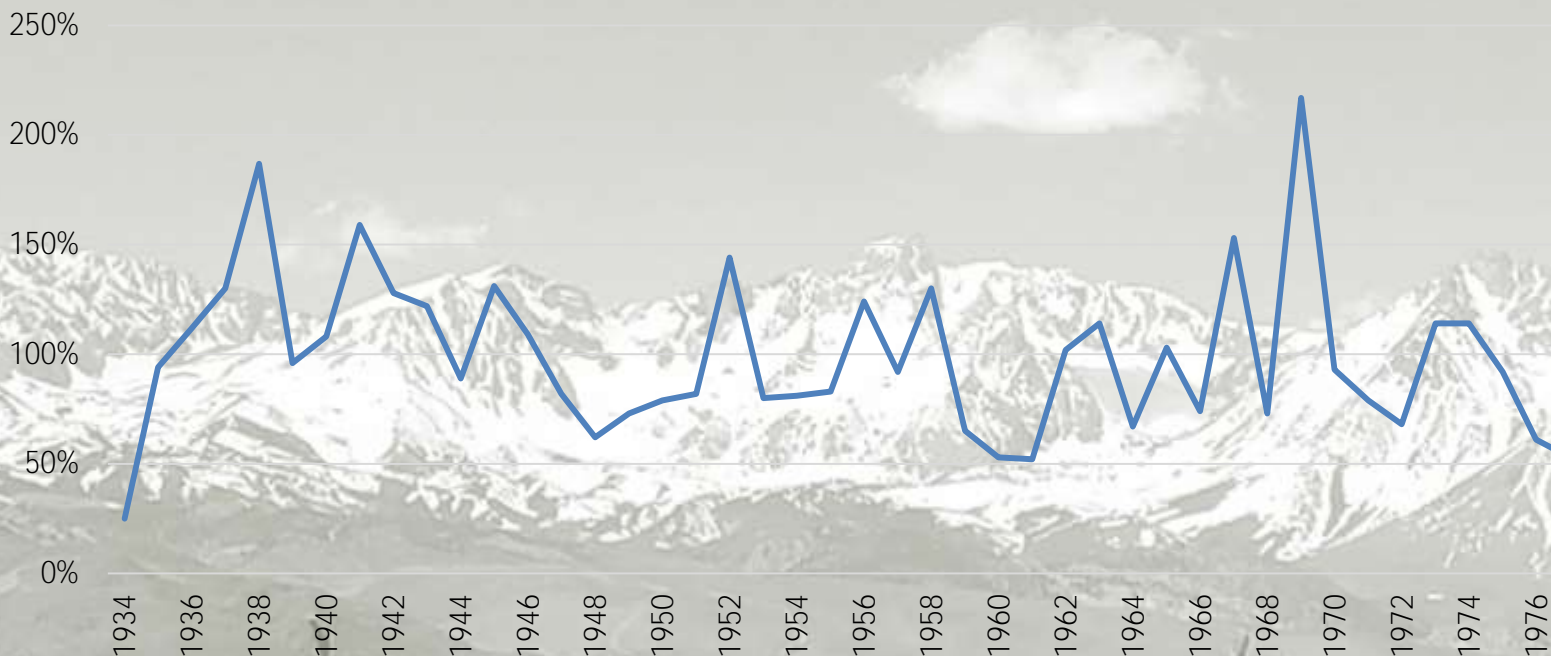


Five Year Comparison

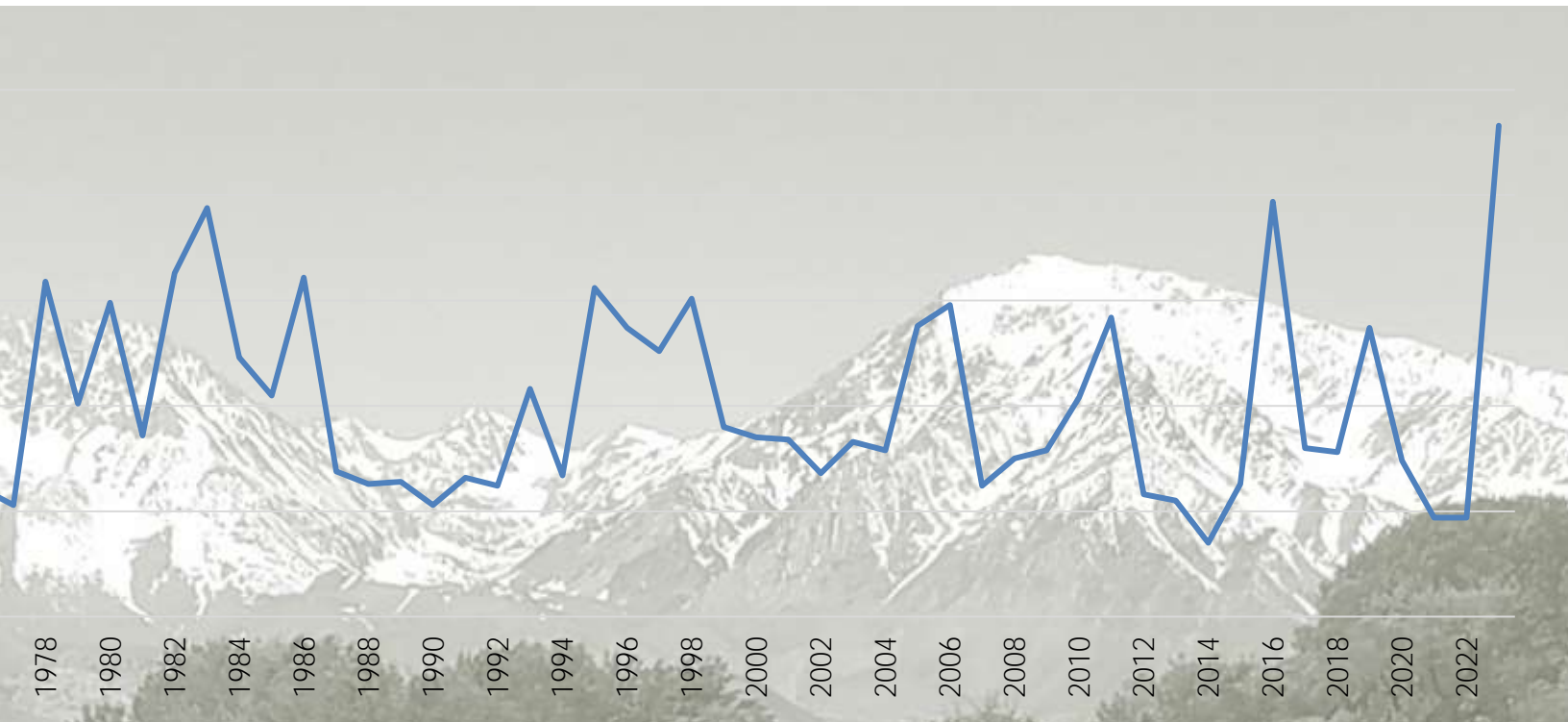
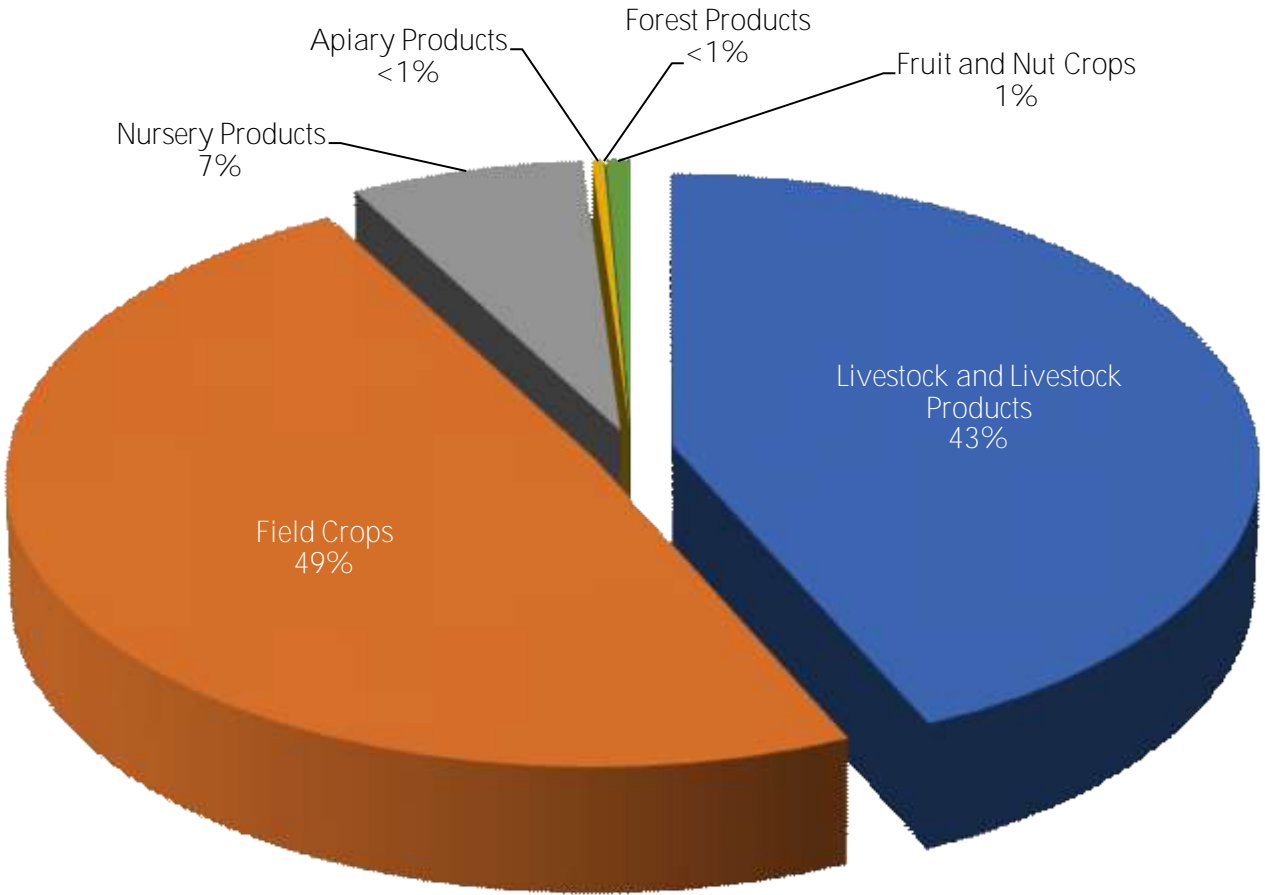


Inyo County Totals	\$22,905,000	\$21,164,000	\$21,230,000	\$23,115,000	\$24,513,000
Mono County Totals	\$32,538,000	\$32,016,000	\$34,789,000	\$41,770,000	\$36,588,000
Combined Totals	\$55,443,000	\$53,180,000	\$56,019,000	\$64,885,000	\$61,101,000

Eastern Sierra Runoff Chart



Combined Agricultural Production



Sustainable Agriculture

Invasive Plant Targets			
<u>Pest</u>	<u>Agent/Mechanism</u>	<u>Number of Sites</u>	<u>Acres</u>
Puncturevine	Biological Control	14 sites	~
Dalmatian Toadflax	Mechanical	3 sites	120
Yellow Starthistle	Mechanical/Herbicide	1 site	1
Russian Knapweed	Herbicide	10 sites	5,209
Canada Thistle	Herbicide	26 sites	5,265
Spotted Knapweed	Herbicide	10 sites	221
Scotch Thistle	Herbicide	10 sites	2,141
Camelthorn	Herbicide	1 site	1
Perennial Pepperweed	Herbicide	143	56,000

Weights & Measures

Device Inspection Program

We are responsible for inspection and certification of all commercially used meters (retail motor fuel, propane/vapor, and electric), scales (aggregate and cement hoppers, vehicle, livestock, computing, counter, platform and spring scales); and any other type of device that is used to weigh or measure to determine a value for the purpose of sales. Enforcement actions can include issuance of citations initiating prosecution of violations. Over 1,000 **devices were inspected. 13 consumer complaints were received and investigated by the Inyo/Mono Counties' Weights and Measures Department** throughout the year resulting in 1 notice of violation. Regular inspections protect consumers from misrepresentation and maintain fair competition between sellers.

Petroleum Program

We ensure the quality of petroleum products sold within the two Counties including; sampling of fuels, inspection and investigation of complaints. We also regulate all commercial advertisements of such products including price signs and labeling. While conducting these inspections, staff will also check for credit card skimming devices.

Package Inspections

We inspect pre-packaged commodities in retail and wholesale facilities to determine proper weights, count or volume. We also verify proper sales equipment involving scanners, performing test purchases to insure accurate charges.

Weighmaster Enforcement

Weighmaster licenses are issued through our office to persons or entities that sell bulk commodities. Enforcement of weighmaster laws ensures that these transactions are accurate.

Device Repairman Regulation

Anyone who installs or repairs a weighing or measuring device in Inyo or Mono Counties must register with our office and inform our office when work takes place. This ensures that devices are not tampered with and transaction equity.

Owens Valley Mosquito Abatement

What is the mosquito abatement program?

The purpose of the program is to control mosquito populations throughout the Owens Valley from Olancha to Round Valley and also in Mammoth Lakes so that these pests and their associated diseases are abated adequately.

Monitoring

The Owens Valley Mosquito Abatement Program (OVMAP) and Mammoth Lakes Mosquito Abatement District (MLMAD) conduct surveillance to determine mosquito populations using several methods. Mosquito traps are deployed in several locations throughout the Owens Valley and in the Town of Mammoth Lakes, and are checked frequently to determine level of adult mosquito populations. Disease monitoring is component of this trapping effort, and insects caught in traps are sent to sample for the presence of certain diseases that mosquitos are known to spread. Complaints are logged and responded to, creating records that can also help with monitoring efforts. At times, staff will travel to areas where complaints are high and record landing rates of mosquitos to further gauge population density.

Biocontrol

Mosquito Fish - The mosquito fish have been one of the most effective non-insecticidal and non-chemical methods of controlling mosquitoes for over eighty years. They breed throughout the summer and new broods are produced at intervals of about six weeks, with 50 to 100 young in a single brood. They are ready to begin the work of destroying mosquito larvae at once. Mosquito fish can eat mosquito larvae as fast as the larvae hatch from eggs, as many as 100 per day. Mosquito fish live 2-3 years and can tolerate a wide range of temperatures.

Larviciding - Routine larviciding of many hundreds of mosquito sources each week prevent immature mosquito larvae from reaching the flying and biting adult stage. This preferred first option for killing mosquitos is the cheapest and most effective method.

Adulticiding

When larviciding does not control mosquito populations adequately, OVMAP and MLMAD conduct adulticiding measures to protect our local communities from irritating insect bites and the potential for spreading of disease.

Public Outreach and Cultural/Environmental Control

Outreach to residents about altering or removing conditions that best suit mosquito breeding is another effective tool in the OVMAP/MLMAD toolbox. These controls include proper irrigation practices, pool maintenance, and even making sure small containers or tires stored outside do not fill with stagnant water. Reducing the habitat conducive to mosquito breeding in the very areas where we live is a large step toward fewer itchy bites. Outreach efforts occur throughout the year through personal contact and social media, as well as at community events such as the Tri-County Fair.



In Memory of David Miller

1966 - 2024

This Crop and Livestock Report is dedicated to the memory of Senior Agricultural Biologist/Weights and Measures Inspector David Miller.

Dave was a dedicated and hardworking employee of the Inyo and Mono Counties Agriculture Department for 17 years, beginning his journey in mosquito control before obtaining his agriculture and weights & measures inspector licenses. Dave was a thoughtful and caring person, always there to help his coworkers or assisting with union activities.





The Evolution of California Agricultural Commissioners and Sealers

The California Agricultural Commissioners trace their origins back 143 years. The goal of the Agricultural Commissioners is to protect the State's crops from the ravages of pests both domestic and imported. Then, as now, one of the principle weapons employed was a legal device called a "quarantine", which is derived from the French word "quarante", meaning "forty". The quarantine came about as a detention device, its first use being in the year 1340 when passengers on ships bound for Venice, Italy, were detained on board ship for 40 days. This was considered a long enough period to determine whether or not those passengers carried with them the Black Plague, which was killing many people in Europe in the mid-14th century.

California's first statewide program, which was the beginning of the present Department of Food and Agriculture, began with "An Act For the Promotion of Viticultural Industries of the State" on April 5, 1880. It provided for the appointment of a Board of State Viticultural Commissioners whose duties included the study of the grape root rot disease, *Phylloxera*. The Act specified that the University of California was responsible for instruction and experiments - a concept still existing today - giving the University the authority for research and the Department the regulatory functions. The Act provided for seven viticultural districts.

Until the year 1911, the duties of the State Board of Horticulture, the State Commissioner of Horticulture, county boards of horticulture commissioners and the county horticulture commissioners were limited to just a few obligations. These obligations consisted of preventing the introduction into the state of pests from outside its boundaries, prevention of spread of insect pests and plant diseases through the media of nursery stock, fruit boxes, and other containers, and the inspection of nurseries. The years that followed would find the duties not only intensified in the same areas, but expanded into many other aspects of agriculture.

In the beginning the regulatory concern was to protect the California farmer from the depredations of exotic pests. After 1911, these duties were to be expanded to include concerns of the marketplace (standardization), and such cultural aids as assistance to the farmer in weed control and control of rodents and other damaging creatures. Later, they would enlarge to assure the farmer honest weights and measures, and protection from unscrupulous middlemen. Finally, the regulations would blossom into the full relationship of the farmer and the consumer.

Today, the California Department of Food and Agriculture and County Agricultural Commissioners are as busy helping the consumer as they are the farmer. They keep exotic pests away from the farmer's fields by fighting them in city gardens, where they nearly always are found first. By so doing, they are affording city people as much protection as farmers, for these pests generally can wreak as much havoc in the city as in the country. They provide for, and oversee, standardization practices, thus insuring the farmer's good markets for their products and insuring quality for consumers. They promote marketing of goods in a variety of ways, also assuring quality and quantity to consumers. They look after the health of livestock and plants, and the same benefits accrue to the consumer. They insist on measurement standards that also have dual blessings; and they assure the consumer and the farmer protection against the careless use of pesticides, thus affording protection to both people and the environment.



COUNTIES OF INYO AND MONO
AGRICULTURAL COMMISSIONER'S OFFICE

1360 NORTH MAIN STREET
BISHOP, CA 93514
760.873.7860

