

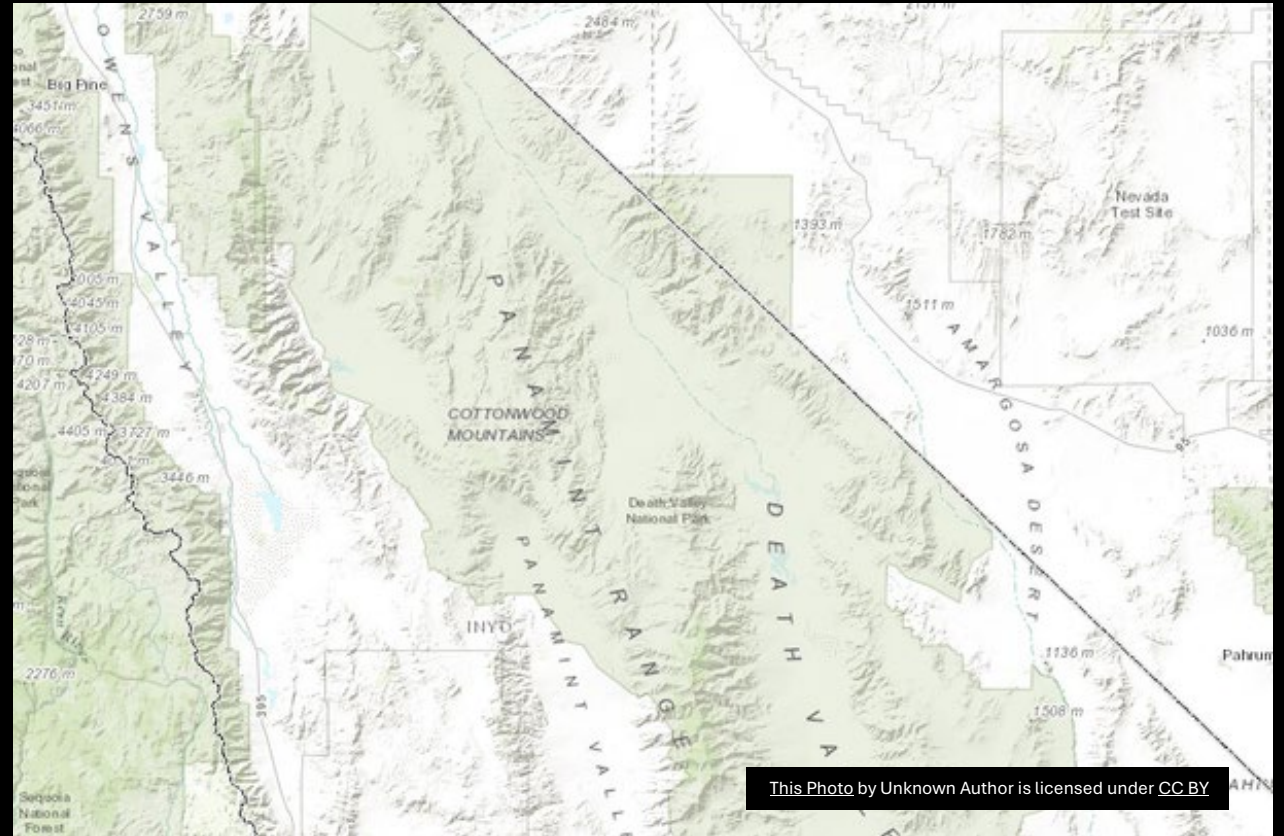


Inyo County Local Transportation Commission: Funding Sources and Strategies



Role of Inyo County LTC

- The ICLTC acts as the lead transportation planning and administrative agency for transportation projects and programs in Inyo County.
- The ICLTC strives to find and fund appropriate transportation solutions through coordinated efforts of City, County and State level representatives and their technical staff.





Responsibilities of the LTC

- 1. Administration of Transportation Development Act (TDA) funds.
- 2. Inyo County Regional Transportation Plan(RTP).
- 3. Annual Overall Work Program (OWP).
- 4. Review and comment on the State Transportation Improvement Program (STIP).
- 5. Regional Transportation Improvement Program (RTIP)
- 6. Review and prioritize grant applications for various funding programs.

Inyo LTC Funding



Rural Planning Assistance



Planning, Programming & Monitoring



Local Transportation Funds (TDA)



State Transit Assistance (TDA)



State Transportation Improvement Program



Regional Surface Transportation Program



Discretionary (Grants)

Rural Planning Assistance (RPA)

Annual
Allocation
\$230,000

Key Uses: Overall
Work Plan,
planning tasks

Planning, Programming and Monitoring (PPM) funds

PPM funds are programmed through the State Transportation Improvement Program (STIP)

PPM funds regional transportation planning, project planning, program development and monitoring the implementation of STIP projects

FY2024-2025 allocation \$180K with 3 years to spend



Transit Development Act funding

The TDA was established in 1971 by the California Legislature to improve public transportation and encourage regional transportation coordination

The TDA established two funding sources

LTF – Local
Transportation Fund –
derived from ¼ cent
sales tax statewide

STA – State Transit
Assistance Fund -
derived from
statewide sales tax
on diesel fuel

Local Transportation Fund



LTF funds fund planning & programming activities, pedestrian and bicycle facilities, community transit services, public transportation, bus and rail projects



PUC Section 99233, the LTF is allocated in a specific priority order administration, planning and programming, pedestrian and bicycle projects, passenger rail projects, and Consolidated Transportation Service Agency activities are funded in priority order before Article 4 and Article 8 claims. Article 4 claims are funded before Article 8 claims




LTF can be used on local streets & roads *if unmet transit needs **cannot** be reasonably met*

Allocation Priorities for Inyo County Local Transportation Fund

LTF Allocation Priorities per the TDA	Amount Allowed per TDA
1. TDA Administration (LTC, PUC 99233.1)	As necessary, LTC Admin of TDA plus amount for fiscal & performance audits
2. Regional Transportation Planning (PUC 99233.2)	Not applicable in Inyo County
3. Pedestrian & Bicycle Facilities (PUC 99233.3, 99923.4) (Also referred to as Article 3)	2% of the remaining LTF
4. Rail passenger service operations and capital improvements (PUC 99233.4, 99234.9)	Not applicable in Inyo County
5. Community Transit Services (e.g., CTSA's) (PUC 99233.7) (Also referred to as Article 4.5)	Up to 5% of remaining LTF - Previously claimed by ESAAA
6. Public Transportation (Also referred to as Articles 4 and 8)	Approved amount of LTF for public transit services - ESTA
7. Other including streets and roads and multimodal transportation facilities (Also referred to as Article 8)	Remaining amount provided there are no findings of unmet needs reasonable to meet

State Transit Assistance

STA funds can only be used for transportation planning and public transportation purposes



Requirements of the TDA



Public participation



Must establish Social Service Transportation Advisory Committee (SSTAC) meetings to discuss transportation needs of the region



Fiscal and performance audits must be conducted



Allocate TDA funds according to the Inyo LTC's Organizational and Procedures Manual

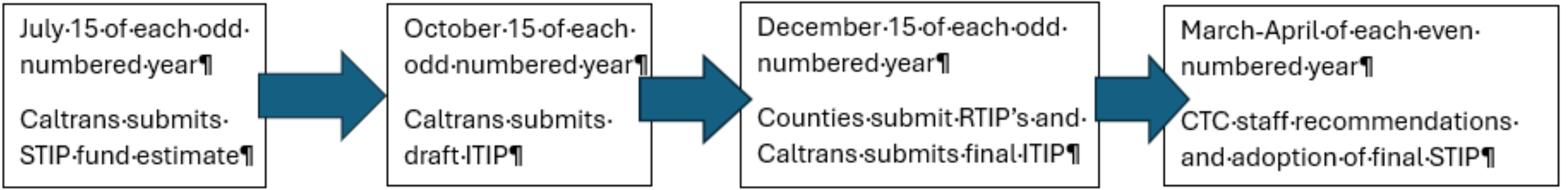


State Transportation Improvement Program (STIP)

BIENNIAL FIVE-YEAR
PLAN ADOPTED BY THE
CA TRANSPORTATION
COMMISSION (CTC)

STIP FUNDING IS
DERIVED FROM THE
STATE'S EXCISE TAX ON
GASOLINE

ANY CAPITAL PROJECT —
FROM A NEW ROADWAY
OR NEW BIKE PATH TO A
HIGHWAY
IMPROVEMENTS



State Transportation Improvement Program (STIP)



Inyo

Agency	Rte	PPNO	Project	Ext	Del.	Voted	Total	Project Totals by Fiscal Year					Project Totals by Component							
								Prior	24-25	25-26	26-27	27-28	28-29	R/W	Const	E & P	PS&E	R/W Sup	Con Sup	
Highway Projects:																				
Inyo LTC		1010	Planning, programming, and monitoring			Jan-23	157	157	0	0	0	0	0	0	0	157	0	0	0	0
Inyo County	loc	2659	Lone Pine Town Streets, rehabilitation			Jun-23	240	240	0	0	0	0	0	0	1	0	0	239	0	0
Inyo LTC		1010	Planning, programming, and monitoring				622	157	155	155	155	0	0	0	0	622	0	0	0	0
			Subtotal, Highway Projects				1,019	554	155	155	155	0	0	1	779	0	239	0	0	
			Total Programmed or Voted since July 1, 2022				1,019													
COVID Projects																				
Inyo County	loc	2666	Lone Pine Streets, sidewalks/ADA improvs (ATP)			Mar-23	226	226	0	0	0	0	0	0	0	226	0	0	0	0
Bishop	loc	2658	East Line Street Bridge, replacement (ext 5-23)	Jun-24			128	128	0	0	0	0	0	0	0	0	0	128	0	0
Bishop	loc	2658	East Line Street Bridge, replacement				1,403	1,403	0	0	0	0	0	0	0	1,403	0	0	0	0
			Total Programmed or Voted since July 1, 2022				1,757	1,757	0	0	0	0	0	0	0	1,629	0	128	0	0
NEW 2024 PROGRAMMING																				
Highway & Local Road Improvement Projects:																				
Inyo County		5062	State Line Road (FLAP)			NEW	1,721	0	0	0	1,721	0	0	0	1,721	0	0	0	0	
Inyo LTC		1010	Planning, programming, and monitoring				-465	0	-155	-155	-155	0	0	0	-465	0	0	0	0	
Inyo LTC		1010	Planning, programming, and monitoring				843	0	180	200	200	200	63	0	843	0	0	0	0	
			Subtotal, Highway Projects				2,099	0	25	45	45	1,921	63	0	2,099	0	0	0	0	
Rail and Transit Projects:																				
			Subtotal, Rail and Transit Projects				0	0	0	0	0	0	0	0	0	0	0	0	0	
Active Transportation Projects:																				
			Subtotal, Active Transportation Projects				0	0	0	0	0	0	0	0	0	0	0	0	0	
			Total New 2024 STIP Programming				2,099													

Balance of STIP County Share, Inyo	
Total County Share, June 30, 2023	(8,451)
Total Programmed or Voted Since July 1, 2022	1,019
Unprogrammed Share Balance	0
Share Balance Advanced or Overdrawn	9,470
Proposed New Programming	2,099
Minimum	0
Target	2,742
Maximum	39,428
Under (Over) Target	643

Regional Surface Transportation Program (RSTP) Exchange Funds

RSTP funds originate from a federal excise tax on gasoline. California distributes these funds to counties and regional agencies based on population. RSTP funds may be used for projects that are programmed in a region's Regional Transportation Improvement Program (RTIP). Flexible.

Amount distributed to the LTC varies from year to year

FY23-24 \$174K

FY22-23 \$8K

FY21-22 \$123K

RSTP Program requires that funds be allocated to cities and counties on a fair and equitable basis. ICLTC has traditionally allocated these funds to the City and County based on population.


Discretionary Funding

Sustainable Transportation Planning Grant

Active Transportation Grant Program

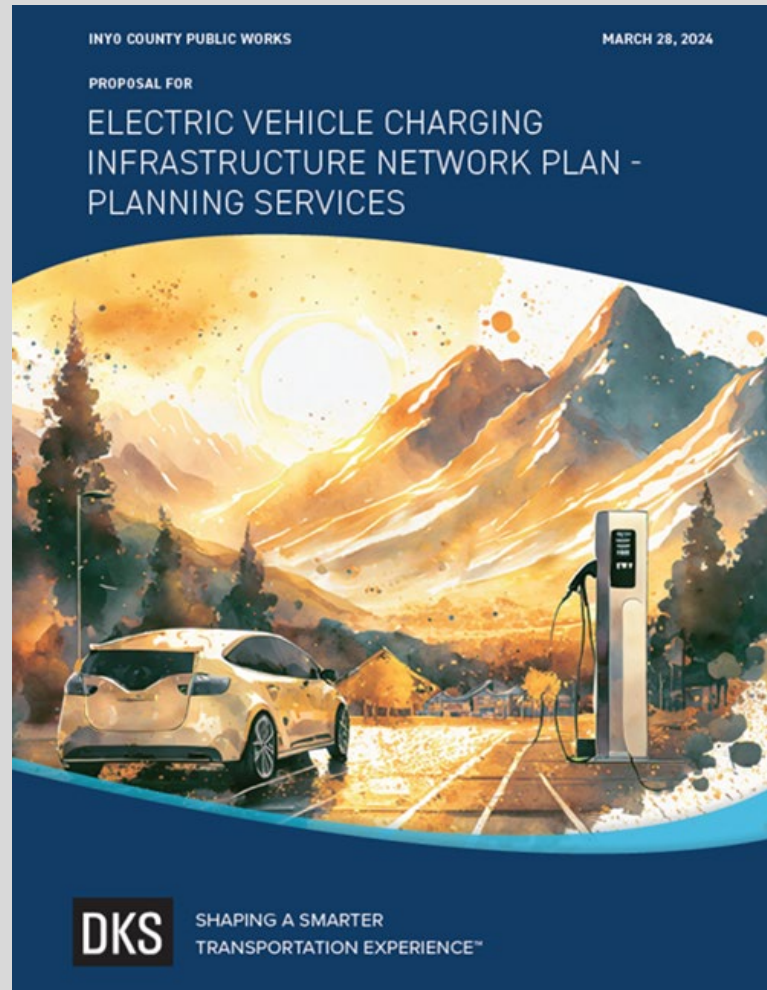
Highway Safety Improvement Program

Federal Lands Access Grant Program



Discretionary Funding

- Sustainable Transportation Planning Grant



- In 2023, awarded \$227K to develop the Inyo County Electric Vehicle Charging Infrastructure and Network Plan

Discretionary Funding

- Active Transportation Grant Program



- In 2019, Inyo County successfully won an ATP grant to install over 4,000' of sidewalks and enhanced crosswalks in Lone Pine.
- \$1.589M ATP funds, total cost \$2.315M

Discretionary Funding

- Highway Safety Improvement Program



- Nine Mile Canyon Rd Guardrail (2008) \$639K
- Rumble strips and edge lines 77.4 miles
4 rural major collectors in SE County (2018) \$663K
- Onion Valley Guardrail (2020) \$997K
- Emigrant Pass chevron signs and high friction surface treatment (2022) \$210K

Discretionary Funding

- Federal Lands Access Grant Program (FLAP)



- Whitney Portal Road Reconstruction (2011) \$15.2M
- South Lake Road Rehabilitation Project (2014) \$12.5M
- State Line Road (2021) \$22.1M
- Next cycle 2027



Leveraging Funds

- RSTP
- STIP
- LTF Bicycle & Pedestrian set-aside



Questions?

